



Slow Down Lafayette Program

3300 Block of Mt Diablo Blvd Traffic Analysis

May 29, 2024

Lafayette Police
 3471 Mt Diablo Blvd
 Lafayette, CA 94549
 94549Traffic@gmail.com
 925-299-3283

3300 Block of Mt Diablo Blvd Traffic Analysis

Location

3300 Block of Mt Diablo Blvd	# Vehicles
Stuart St to Hampton Rd	
Lanes 1 East	70109
Lanes 2 West	62662
	132771

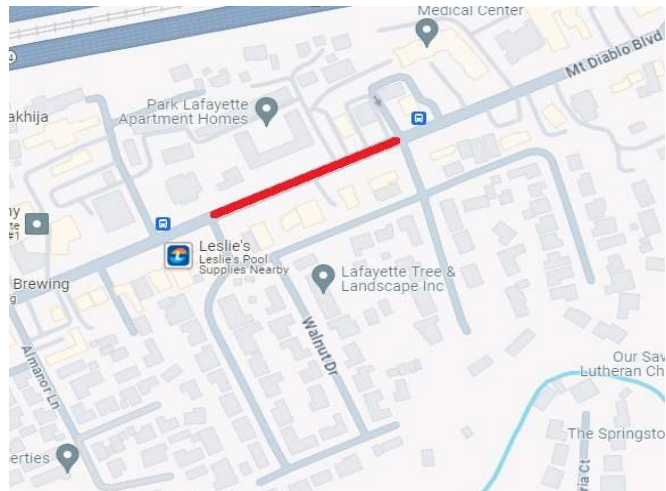
Date Time Range

Start	End
5/17/24 7:48	5/28/24 12:44

Speed Limit



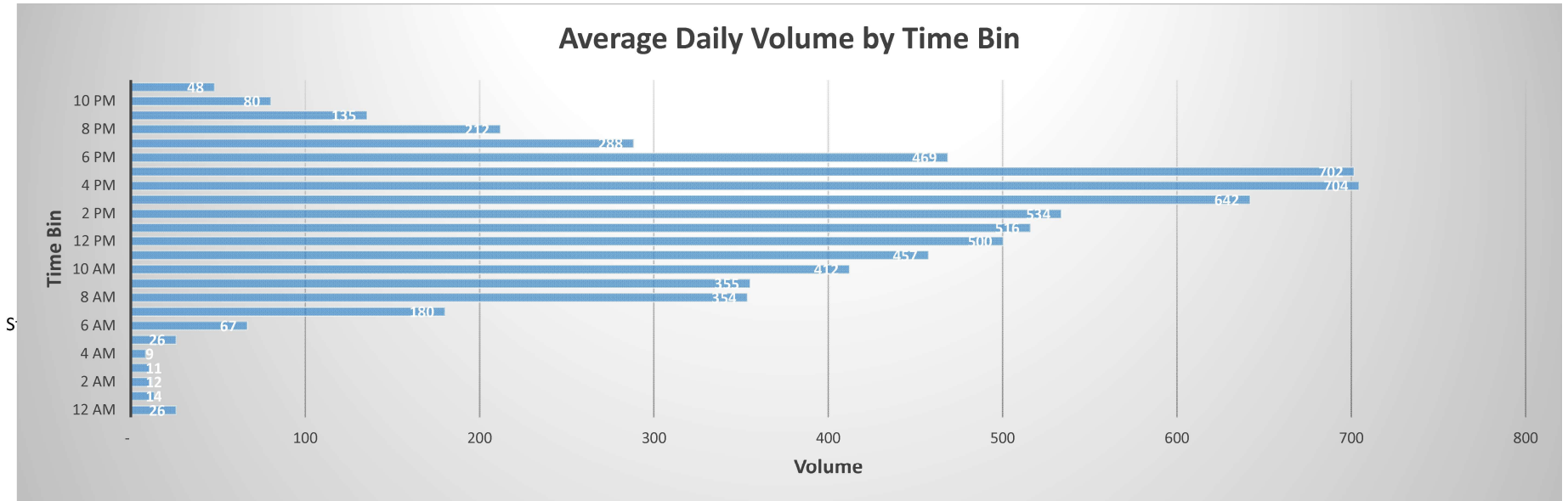
35



Traffic Volume Analysis by Time Bins

3300 Block of Mt Diablo Blvd - East

5/17/24 7:48 to 5/28/24 12:44



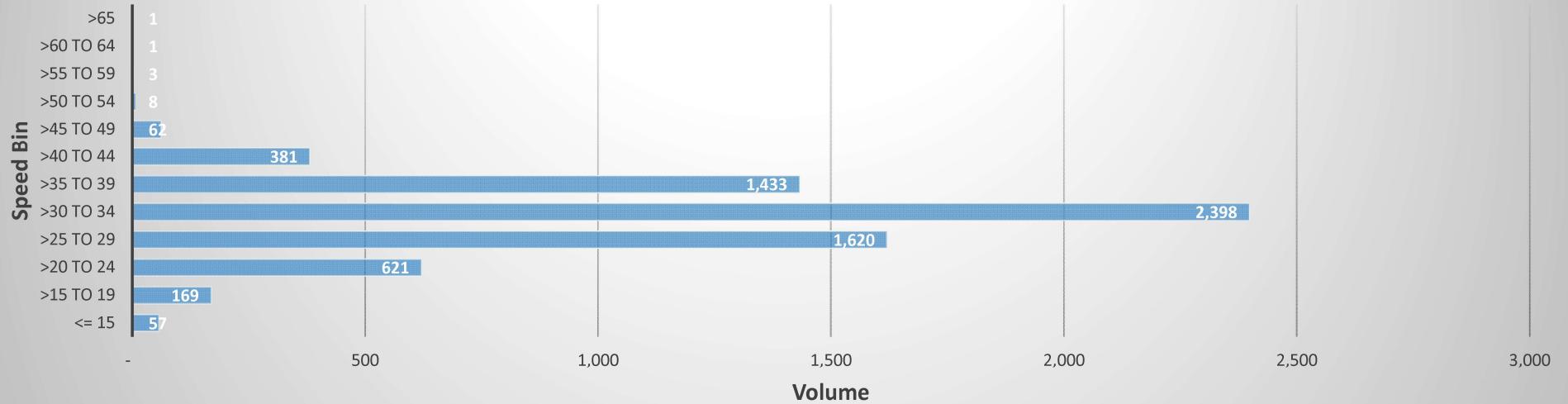
Avg. Volume	26	14	12	11	9	26	67	180	354	355	412	457	500	516	534	642	704	702	469	288	212	135	80	48	6,753
Count of Speed	Time																								
Date	12 AM	1 AM	2 AM	3 AM	4 AM	5 AM	6 AM	7 AM	8 AM	9 AM	10 AM	11 AM	12 PM	1 PM	2 PM	3 PM	4 PM	5 PM	6 PM	7 PM	8 PM	9 PM	10 PM	11 PM	Total
Sat 5/18/2024	42	18	20	17	7	11	45	139	268	360	502	496	548	598	537	550	510	396	312	251	198	129	118	83	6155
Sun 5/19/2024	51	26	18	9	5	15	43	91	173	256	314	334	381	400	396	383	357	305	259	201	173	100	68	24	4382
Mon 5/20/2024	18	11	8	7	9	27	74	202	400	345	385	456	501	471	528	644	674	683	409	269	171	106	64	30	6492
Tue 5/21/2024	16	7	9	12	9	32	90	202	402	337	415	441	509	464	508	665	905	801	517	353	265	149	64	35	7207
Wed 5/22/2024	21	8	8	9	7	36	71	229	442	396	415	474	501	575	552	684	789	959	689	297	258	147	60	38	7665
Thu 5/23/2024	17	12	11	14	13	36	63	191	391	373	429	505	467	518	552	680	815	1071	606	370	233	157	75	53	7652
Fri 5/24/2024	17	13	9	11	10	25	82	207	399	419	425	496	595	586	663	887	881	696	488	277	185	160	113	73	7717
Total	182	95	83	79	60	182	468	1261	2475	2486	2885	3202	3502	3612	3736	4493	4931	4911	3280	2018	1483	948	562	336	47270

Traffic Volume Analysis by Speed Bins

3300 Block of Mt Diablo Blvd - East

5/17/24 7:48 to 5/28/24 12:44

Average Daily Volume by Speed Bin

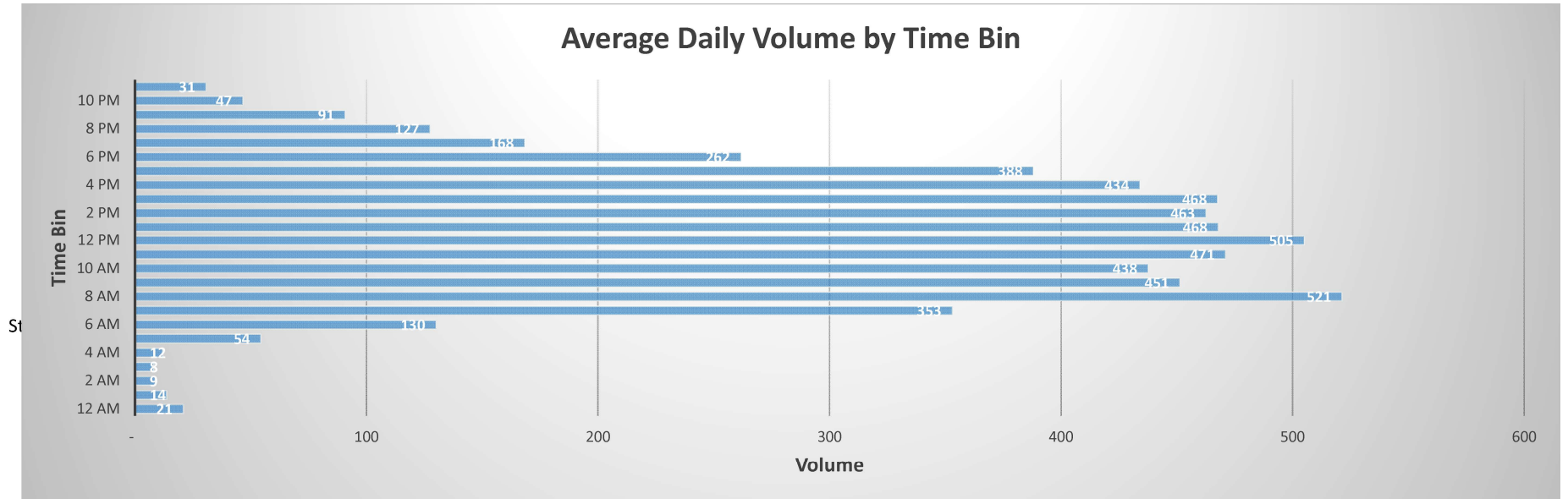


		0.9%	2.5%	9.2%	24.0%	35.5%	21.2%	5.6%	0.9%	0.1%	0.0%	0.0%	###	100.0%
Avg. Volume		57	169	621	1,620	2,398	1,433	381	62	8	3	1	1	6,753
Volume	Speed													
Date	Speed	<= 15	>15 to 19	>20 to 24	>25 to 29	>30 to 34	>35 to 39	>40 to 44	>45 to 49	>50 to 54	>55 to 59	>60 to 64	>65	Total
Sat	5/18/2024	38	130	505	1415	2214	1382	381	72	12	4	1	1	6155
Sun	5/19/2024	15	84	367	901	1569	1060	307	67	7	4		1	4382
Mon	5/20/2024	54	174	629	1514	2297	1372	398	45	5	4			6492
Tue	5/21/2024	58	185	698	1710	2590	1494	399	66	6	1			7207
Wed	5/22/2024	86	212	740	1998	2637	1531	383	64	10	2	1	1	7665
Thu	5/23/2024	94	219	737	1833	2760	1574	370	59	5	1			7652
Fri	5/24/2024	57	182	670	1970	2718	1616	431	60	10	2	1		7717
Total		402	1186	4346	11341	16785	10029	2669	433	55	18	3	3	47270

Traffic Volume Analysis by Time Bins

3300 Block of Mt Diablo Blvd - West

5/17/24 7:48 to 5/28/24 12:44

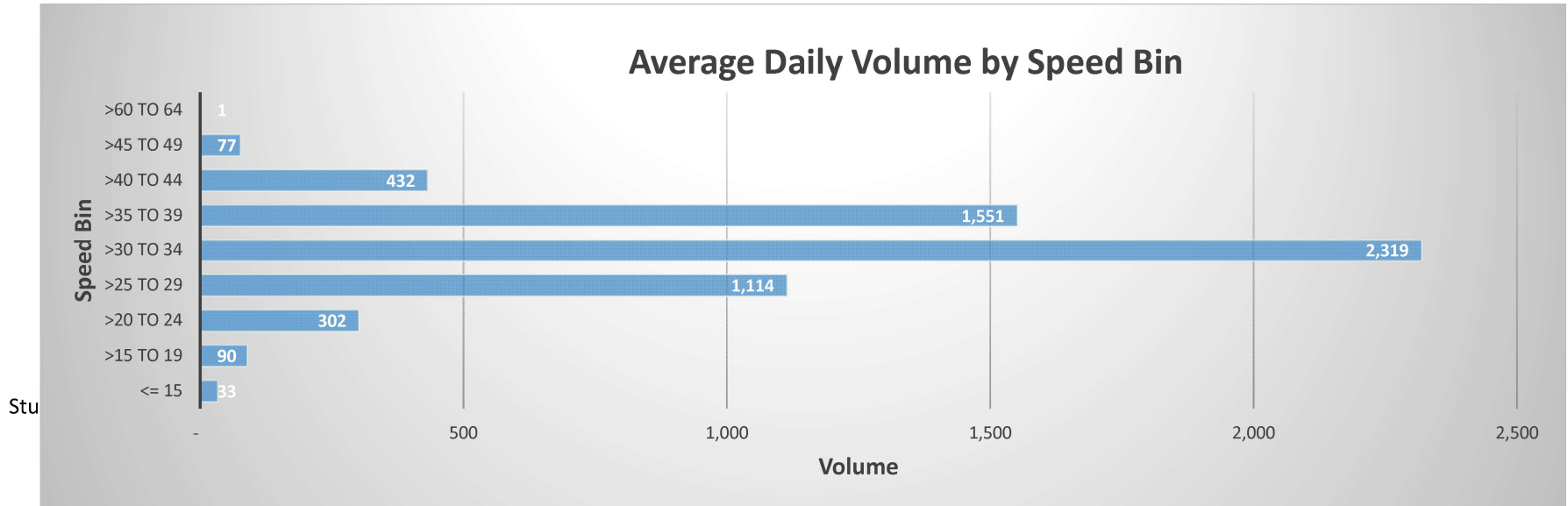


Avg. Volume		21	14	9	8	12	54	130	353	521	451	438	471	505	468	463	468	434	388	262	168	127	91	47	31	5,932
Count of Speed	Time																									
Date	12 AM	1 AM	2 AM	3 AM	4 AM	5 AM	6 AM	7 AM	8 AM	9 AM	10 AM	11 AM	12 PM	1 PM	2 PM	3 PM	4 PM	5 PM	6 PM	7 PM	8 PM	9 PM	10 PM	11 PM	Total	
Sat 5/18/2024	27	19	10	10	9	24	70	141	280	398	490	473	556	512	419	446	453	382	230	182	123	100	58	48	5460	
Sun 5/19/2024	46	29	14	6	10	23	55	103	158	265	281	312	401	340	344	324	286	261	193	151	124	78	40	21	3865	
Mon 5/20/2024	11	12	8	7	16	59	165	429	533	463	421	434	483	473	493	460	405	384	250	167	111	82	53	20	5939	
Tue 5/21/2024	13	6	9	10	11	71	165	478	660	478	470	482	480	472	483	472	485	461	289	186	135	95	31	21	6463	
Wed 5/22/2024	19	15	5	6	12	67	157	405	744	561	486	550	548	468	516	565	460	439	322	137	126	82	41	26	6757	
Thu 5/23/2024	13	3	9	8	15	70	141	506	717	519	425	537	507	510	466	485	467	445	315	190	136	95	38	25	6642	
Fri 5/24/2024	17	11	6	9	11	66	157	409	557	475	490	509	560	500	517	521	482	344	233	165	137	103	65	54	6398	
Total	146	95	61	56	84	380	910	2471	3649	3159	3063	3297	3535	3275	3238	3273	3038	2716	1832	1178	892	635	326	215	41524	

Traffic Volume Analysis by Speed Bins

3300 Block of Mt Diablo Blvd - West

5/17/24 7:48 to 5/28/24 12:44



	% of Volume	0.6%	1.5%	5.1%	18.8%	39.1%	26.2%	7.3%	1.3%	0.2%	0.0%	0.0%	100.0%
	Avg. Volume	33	90	302	1,114	2,319	1,551	432	77	12	2	1	5,932
Volume	Speed												
Date	<= 15	>15 to 19	>20 to 24	>25 to 29	>30 to 34	>35 to 39	>40 to 44	>45 to 49	>50 to 54	>55 to 59	>60 to 64	Total	
Sat 5/18/2024	22	74	250	1004	2124	1470	420	78	16	2		5460	
Sun 5/19/2024	11	37	137	589	1405	1230	375	64	15	2		3865	
Mon 5/20/2024	36	97	294	1030	2333	1584	466	83	14	2		5939	
Tue 5/21/2024	43	88	326	1155	2541	1756	470	76	5	2	1	6463	
Wed 5/22/2024	42	117	388	1327	2670	1695	425	75	15	2	1	6757	
Thu 5/23/2024	33	117	382	1379	2629	1586	429	80	6	1		6642	
Fri 5/24/2024	47	97	334	1316	2529	1539	439	81	11	4	1	6398	
Total	234	627	2111	7800	16231	10860	3024	537	82	15	3	41524	