

Lafayette Police Department 2023 Annual Report





2023 Annual Report

At a glance.....

Calls for Service – 12,007

Police Reports – 1,168

Arrests – 302

Citations – 1,022

*Events – City Events, Art & Wine,
Res Run, Schools*

*Staffing – Authorized 17 Sworn, 5 Professional Staff, 3 Part-time Parking
Enforcement*





2023 Annual Report

2023 Part 1 Uniform Crime Reporting (F.B.I. UCR)

Part 1 Category	Jan	Feb	Mar	April	May	June	July	Aug	Sep	Oct	Nov	Dec	Totals
1 Homicide	0	0	0	0	0	0	0	0	0	0	0	0	0
2 Rape	0	0	0	0	0	0	0	0	0	0	0	0	0
3 Robbery	1	1	0	2	3	0	0	1	0	1	0	0	9
4 Assault	0	1	0	0	1	0	0	0	1	0	0	1	4
5 Burglary	10	6	4	6	5	3	5	4	2	2	10	3	60
6 Larceny	20	13	10	11	18	15	15	17	18	16	17	9	179
7 10851	1	2	1	1	1	3	4	3	4	0	2	1	23
8 Arson	0	0	0	0	0	0	0	0	2	0	0	0	2
	32	23	15	20	28	21	24	25	27	19	29	14	277

Reference:

Category 3 – Robbery: Includes robbery with a weapon or by force using hands, fists, etc.

Category 4 – Assault: Includes assaults with weapons and with hands, fists, feet, etc.

Category 5 – Burglary: Includes residential, commercial, and out buildings.

Category 6 – Larceny: Includes all theft, shoplifting, bikes, buildings, etc, except for theft of a vehicle.



2023 Annual Report

Violent crime in Lafayette remains low at 13 reported Part 1 violent crimes for 2023. **This equates to 51.2 violent crimes per 100,000 versus the 2022 National average of 380.7 and the California average of 494.6 violent crimes per 100,000.**

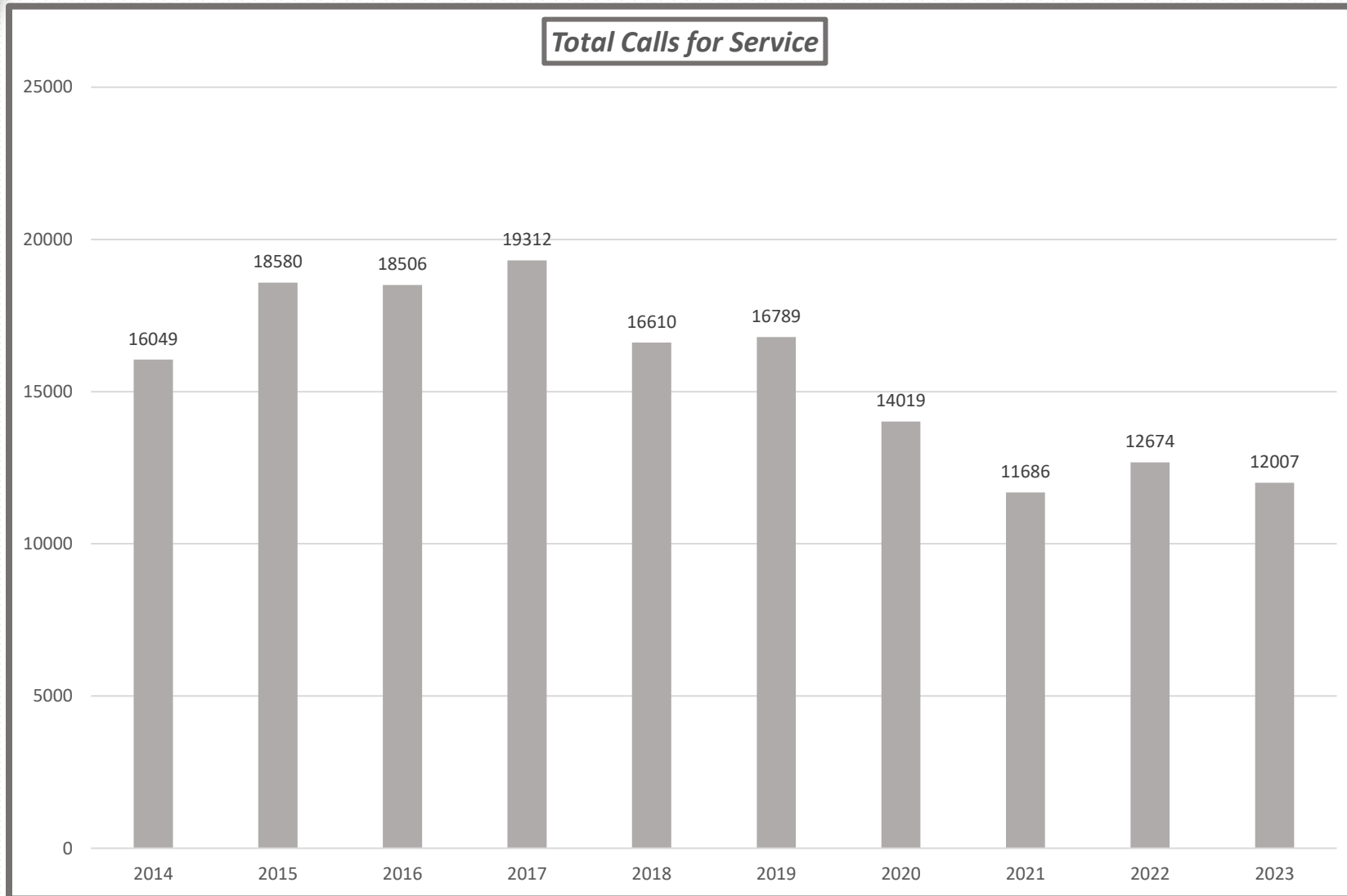
Property crime in the City of Lafayette was 264 reported Part 1 property crimes for 2023. **This equates to 1,040 reported property crimes per 100,000 versus the 2022 National average of 1,954 and the California average of 2,314 average property crimes per 100,000.**

10 Year Comparison of Part 1 Uniform Crime Reporting (F.B.I. UCR)

Part 1 Category		2013	2014	2015	2016	2017	2018	2019	2020	2021	2022	2023
1	Homicide	0	0	0	0	0	0	0	0	0	0	0
2	Rape	0	2	2	5	2	0	1	1	2	2	0
3	Robbery	6	7	5	5	4	5	3	10	3	9	9
4	Assault	37	28	40	25	18	24	16	19	12	3	4
5	Burglary	110	96	49	65	41	23	42	32	25	62	60
6	Larceny	275	324	433	288	257	191	286	199	202	143	179
7	10851	28	19	41	41	19	18	30	30	24	39	23
8	Arson	0	0	0	4	1	0	0	1	0	0	2
Yearly Totals		456	476	570	433	342	261	378	292	268	258	277



2023 Annual Report





2023 Annual Report

Person Crimes

Crimes against persons are the highest priority as they have the largest impact on the victim.

Lafayette 2023:

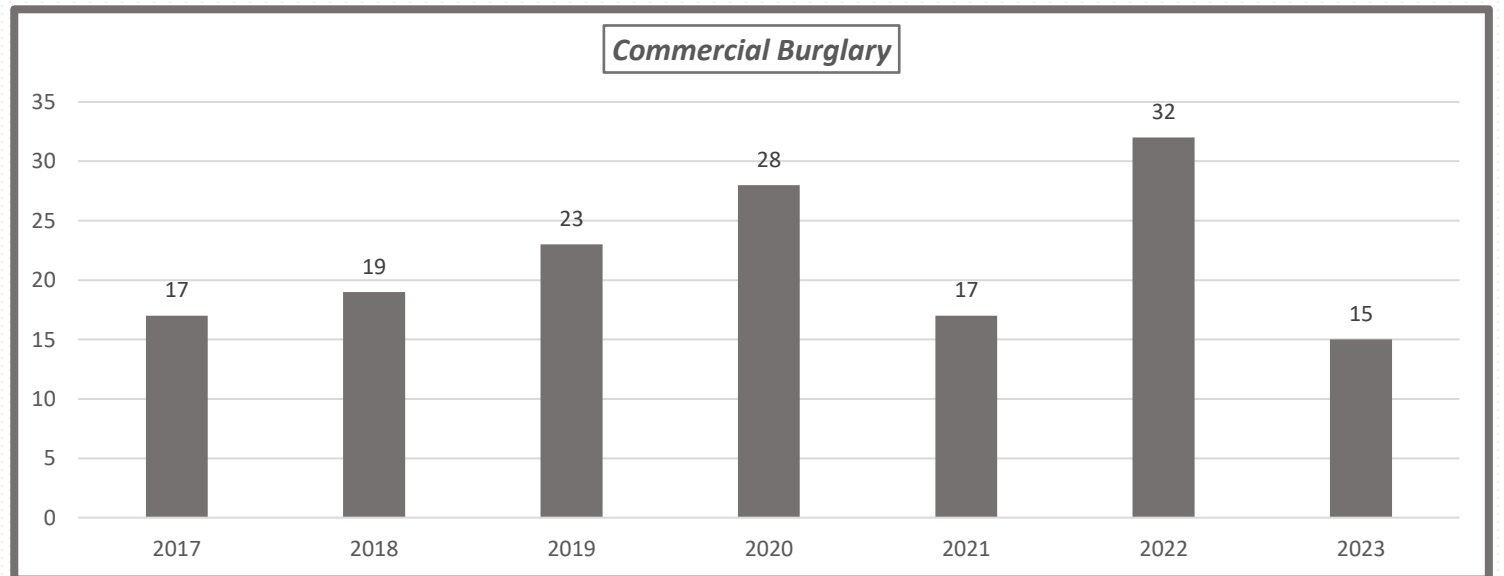
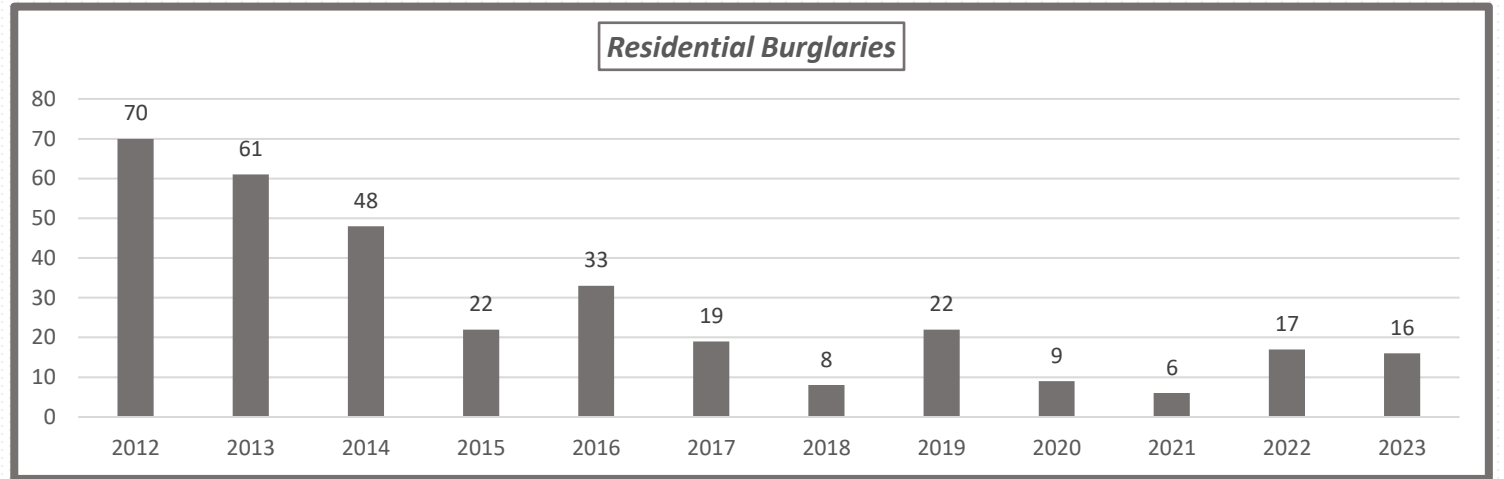
- 2 Assaults with Deadly Weapon
- 9 Robberies (5 w/ weapons & 4 w/ physical force)
- 1 Carjacking
- 1 Domestic Violence



2023 Annual Report

Property Crimes

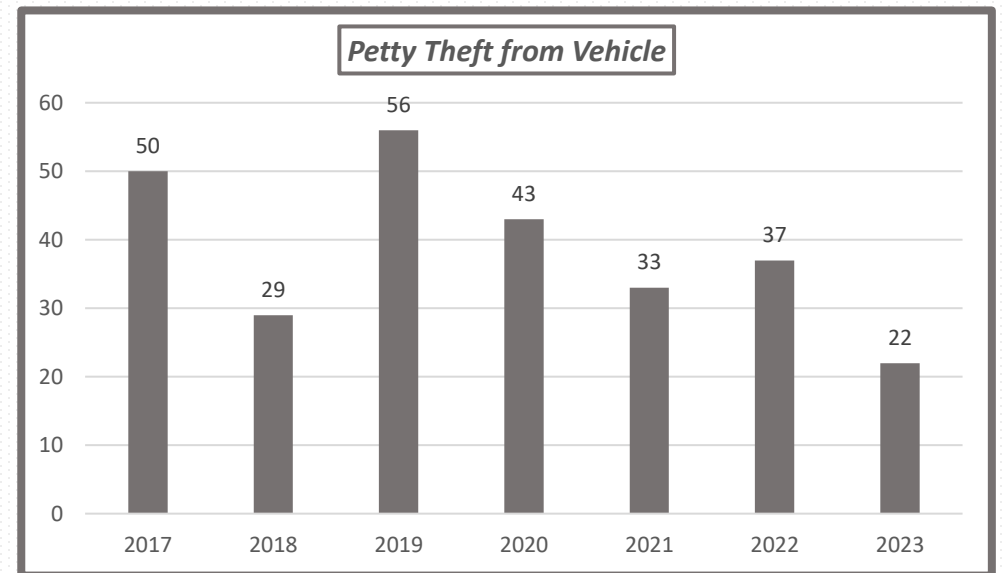
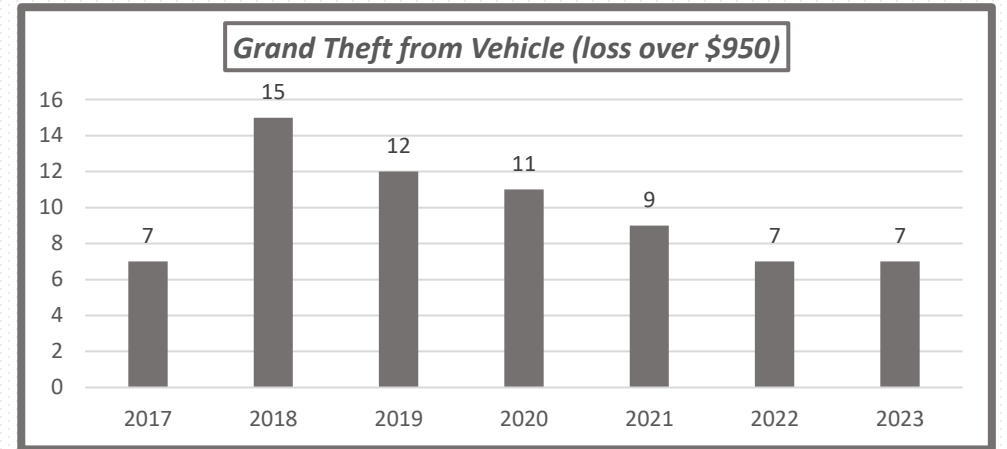
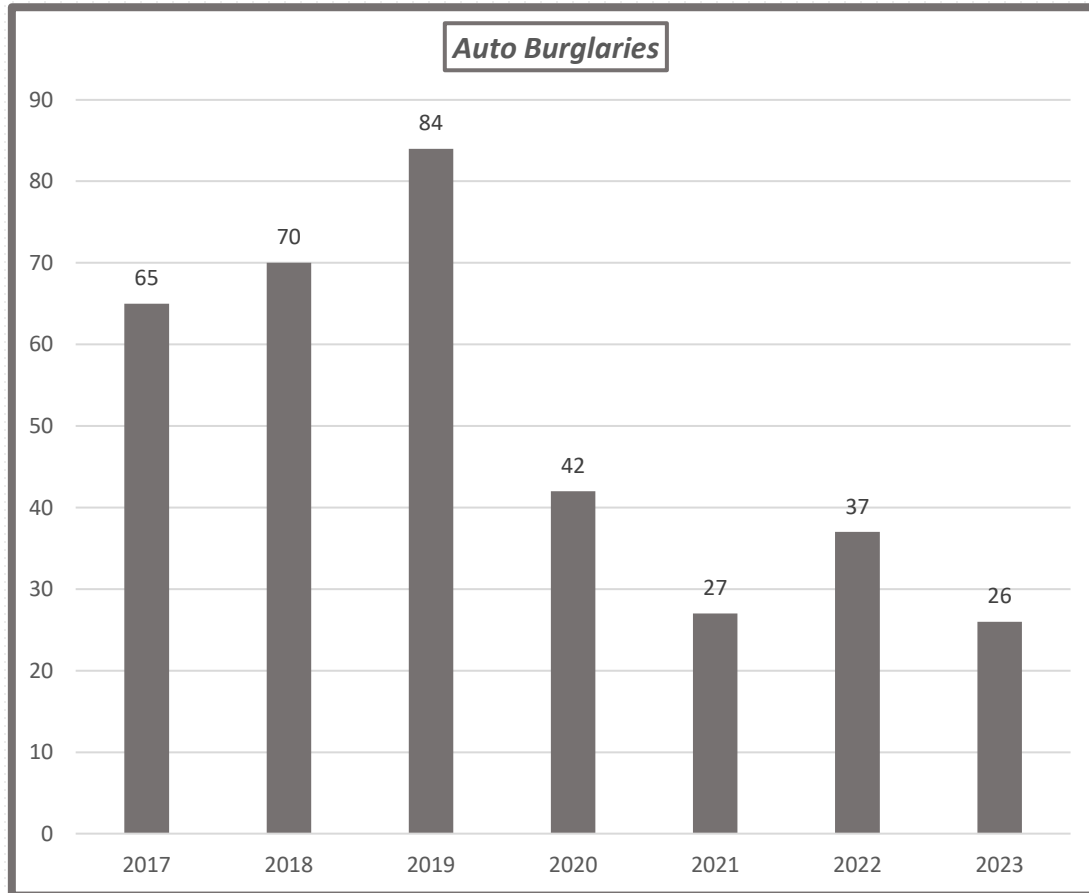
The largest number of crimes that occur within Lafayette are those that target items of property.





2023 Annual Report

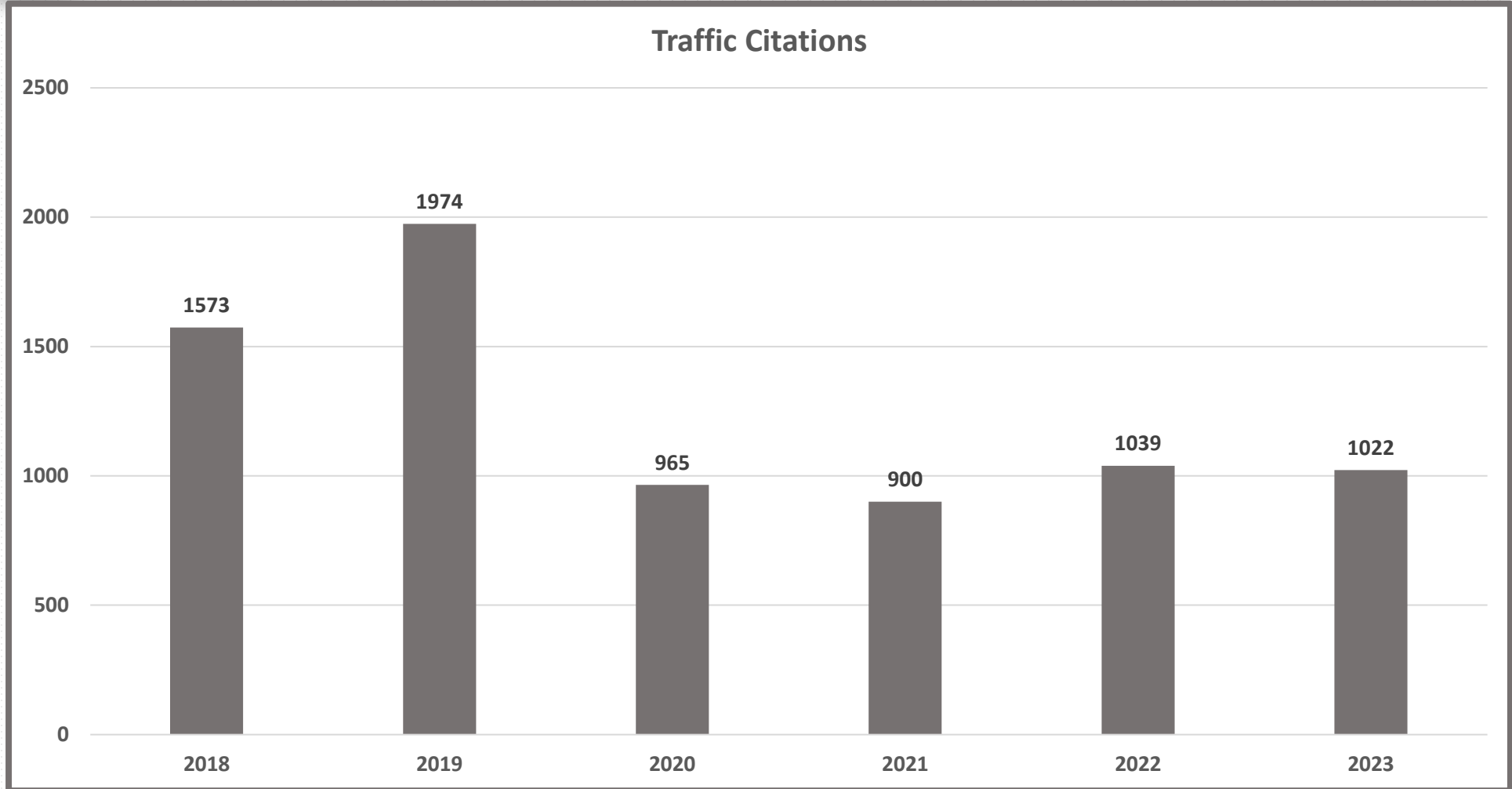
Property Crimes





2023 Annual Report

Traffic Citations

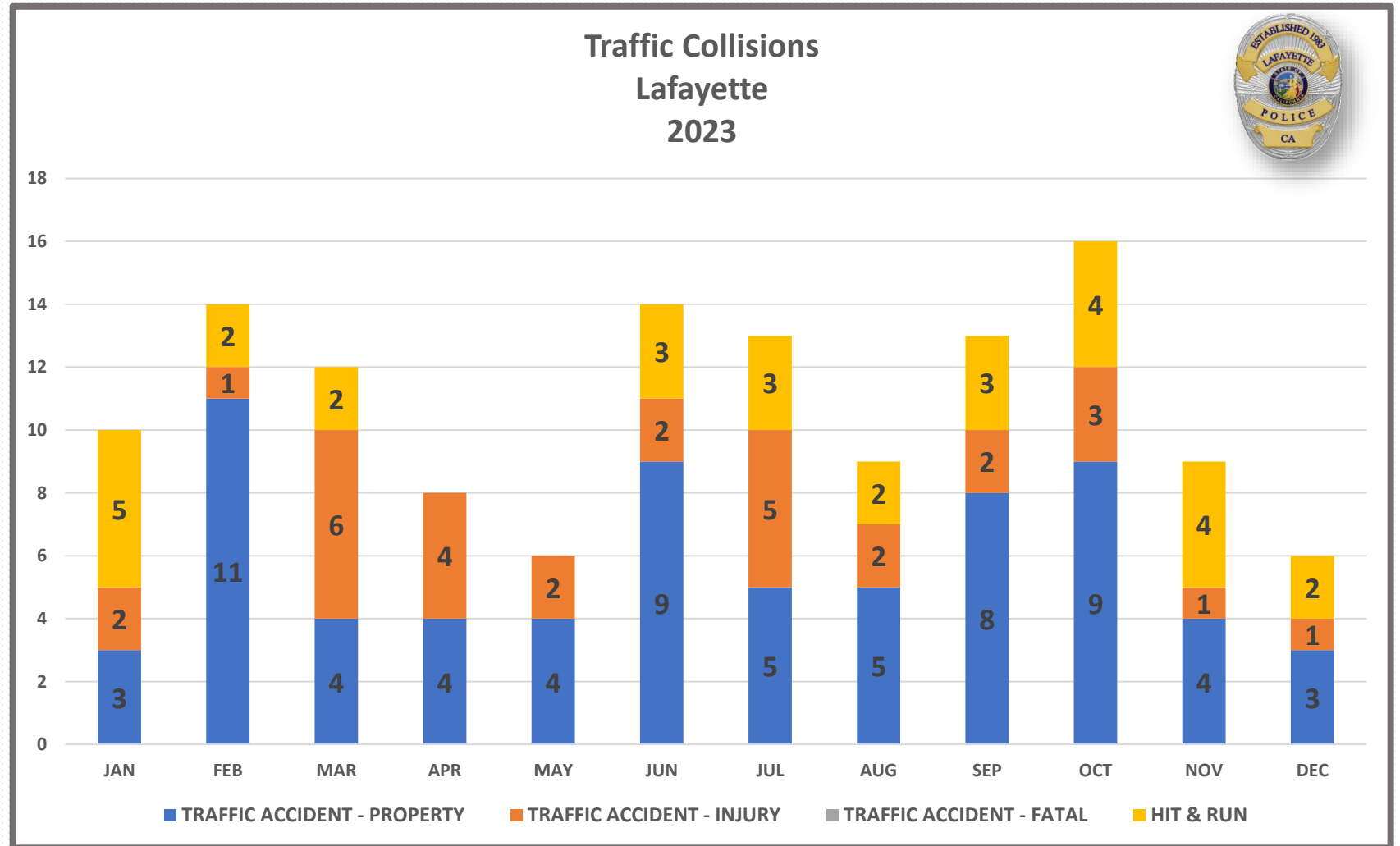




2023 Annual Report

2023

TRAFFIC ACCIDENT - PROPERTY	51
TRAFFIC ACCIDENT - INJURY	16
TRAFFIC ACCIDENT - FATAL	0
HIT & RUN	48

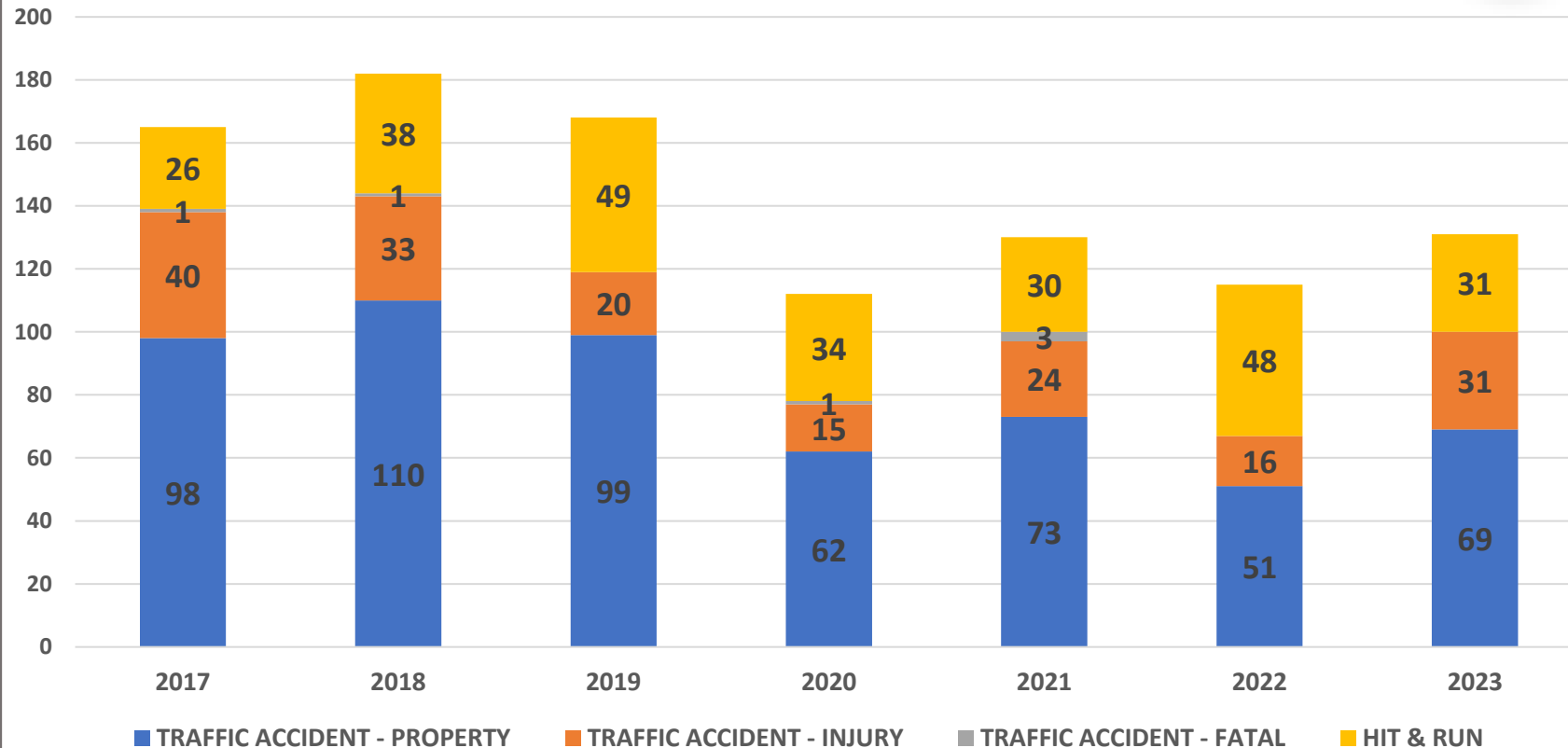




2023 Annual Report



TRAFFIC COLLISIONS
LAFAYETTE
2018 - 2023





2023 Annual Report

Slow Down Lafayette

The program is focused on reducing or eliminating serious injury and fatal traffic collisions in the City through a combination of traffic data analysis, real-time speed awareness displays, and public education. Data gathering equipment is used to measure traffic volumes and speeds in areas of concern, and data analysis determines where the current areas are with increasing collision risk.

Realtime speed display signs and mobile display trailers, and targeted traffic enforcement, are used in areas where we need to reduce speeds.

The Slow Down Lafayette Program is also providing educational information through social media, school parent organizations, and community events, helping road users understand how to increase their safety on the roads.





2023 Annual Report

Slow Down Lafayette

During this last year, the program accomplished the following:

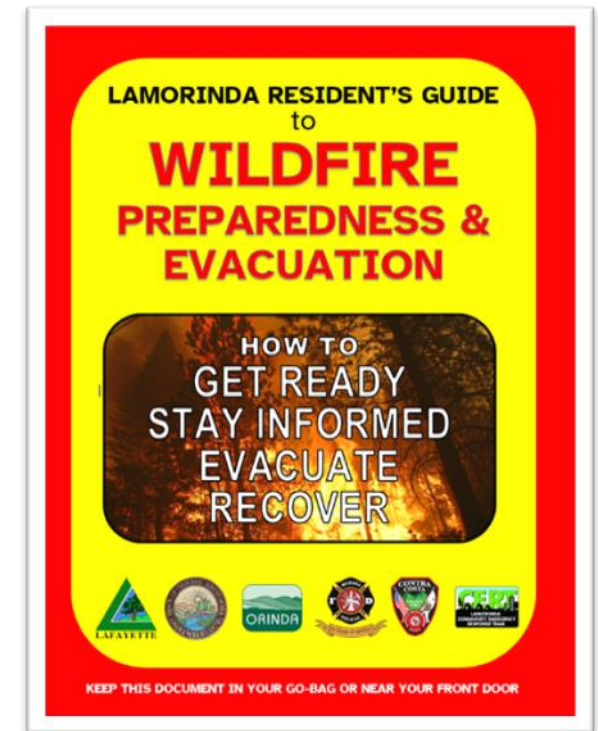

- Acquired 2 low-profile radar measurement devices, 2 temporary speed display signs, 2 speed display trailers, and 2 LIDAR devices to assist with speed enforcement.
- Analyzed over 1.3 million vehicle records.
- Reduced the number of speeders by 20% - 25% in areas where display signs and traffic enforcement are used.
- Provided educational materials on crosswalk safety, school bus safety, eBikes, and a variety of weather and other traffic-related notices.



2023 Annual Report

Emergency Preparedness Commission

- In 2023, we continued the mission of prioritizing Lafayette's emergency plans and preparedness.
- CalOES Grant
- Community Warning System (CWS)
- ALERTWildfire
- Zonehaven
- AM1670





2023 Annual Report

Questions / Comments

