



Slow Down Lafayette Program

1200 Block of Pleasant Hill Rd Traffic Analysis

Location

1200 Block of Pleasant Hill Rd
at Del Mar

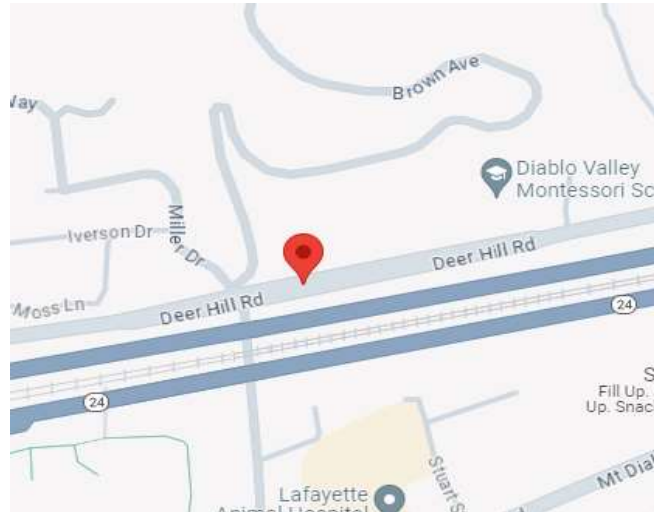
Vehicles
Lanes 1 Northbound
Lane 2 Southbound
188446

Lanes 1 Northbound	94779
Lane 2 Southbound	93667

Date Time Range

Start
4/21/24 10:41

End
4/28/24 10:12



Speed Limit



35

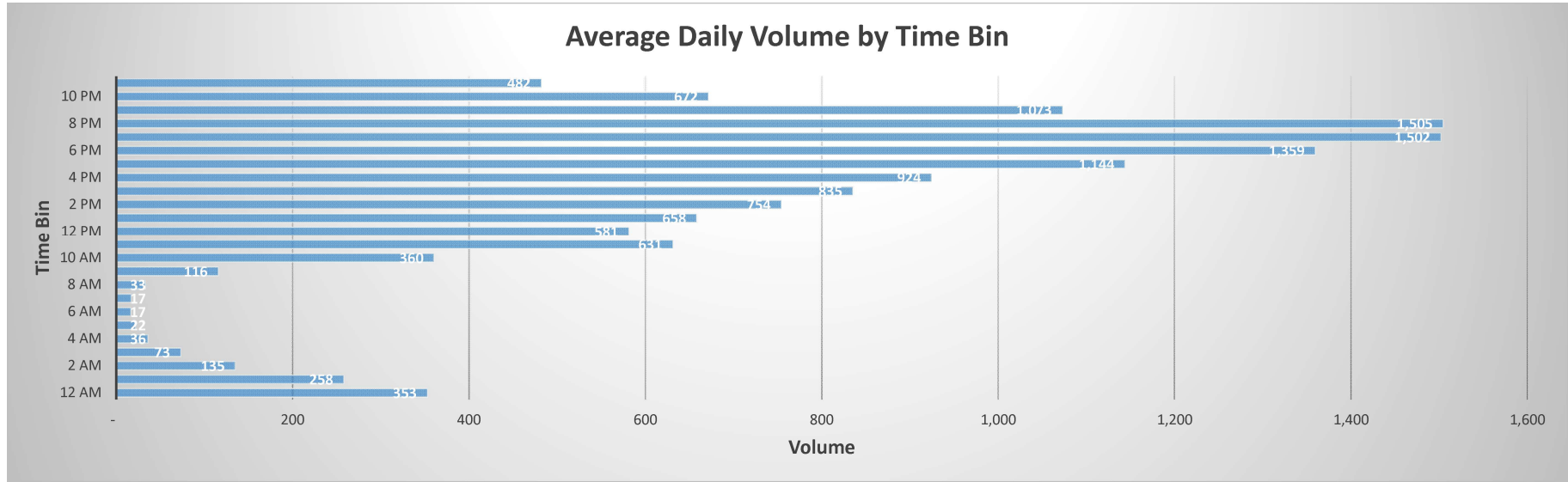
May 2, 2024

Lafayette Police
 3471 Mt Diablo Blvd
 Lafayette, CA 94549
 94549Traffic@gmail.com
 925-299-3283

Traffic Volume Analysis by Time Bins

1200 Block of Pleasant Hill Rd - Northbound

4/21/24 10:41 to 4/28/24 10:12



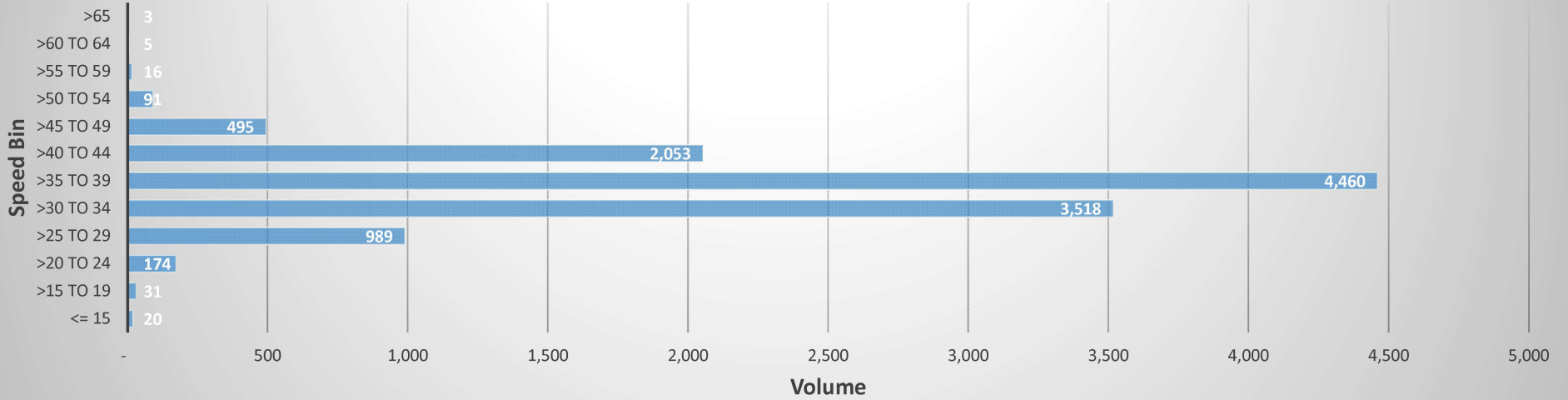
Avg. Volume	353	258	135	73	36	22	17	17	33	116	360	631	581	658	754	835	924	1,144	1,359	1,502	1,505	1,073	672	482	11,847
Count of Speed	Time																								
Date	12 AM	1 AM	2 AM	3 AM	4 AM	5 AM	6 AM	7 AM	8 AM	9 AM	10 AM	11 AM	12 PM	1 PM	2 PM	3 PM	4 PM	5 PM	6 PM	7 PM	8 PM	9 PM	10 PM	11 PM	Total
Sun 4/21/2024												273	416	668	801	802	770	821	723	756	730	501	474	408	8143
Mon 4/22/2024	264	176	102	48	23	14	9	18	34	125	424	681	579	555	691	790	781	1107	1504	1423	1474	963	636	453	12874
Tue 4/23/2024	297	189	106	49	17	13	12	21	29	141	477	752	613	681	702	813	954	1233	1468	1761	1700	1340	718	474	14560
Wed 4/24/2024	304	200	75	55	31	19	10	18	35	114	451	701	610	634	693	784	960	1204	1643	1772	1823	1263	710	513	14622
Thu 4/25/2024	343	189	79	50	23	11	15	9	40	137	469	762	591	678	704	820	1021	1270	1692	1946	1946	1635	908	559	15897
Fri 4/26/2024	400	240	112	51	25	20	22	19	41	133	448	770	597	647	805	897	1057	1451	1474	1823	1905	1220	741	523	15421
Sat 4/27/2024	457	377	234	111	66	26	21	17	27	103	246	479	662	744	883	941	928	920	1012	1033	954	589	514	445	11789
Sun 4/28/2024	405	435	237	149	65	50	27	17	24	57	7														1473
Total	2470	1806	945	513	250	153	116	119	230	810	2522	4418	4068	4607	5279	5847	6471	8006	9516	10514	10532	7511	4701	3375	94779

Traffic Volume Analysis by Speed Bins

1200 Block of Pleasant Hill Rd - Northbound

4/21/24 10:41 to 4/28/24 10:12

Average Daily Volume by Speed Bin

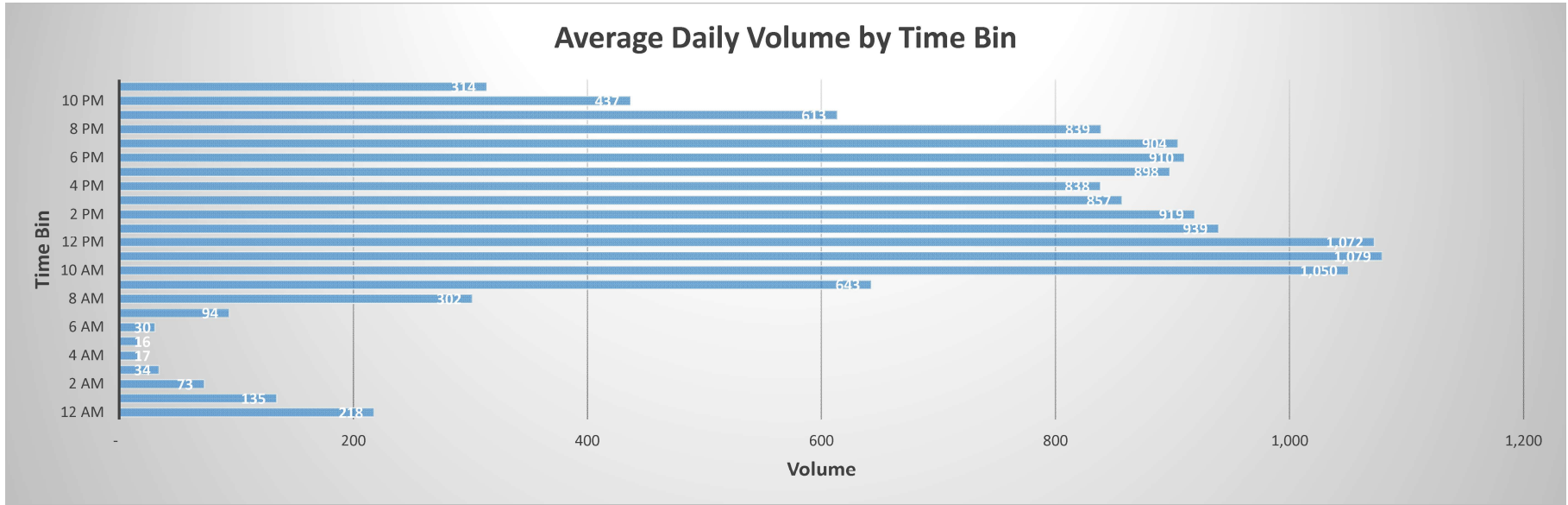


	% of Volume	0.2%	0.3%	1.5%	8.4%	29.7%	37.6%	17.3%	4.2%	0.8%	0.1%	0.0%	0.0%	100.0%
	Avg. Volume	20	31	174	989	3,518	4,460	2,053	495	91	16	5	3	11,847
	Volume	Speed												
	Date	<= 15	>15 to 19	>20 to 24	>25 to 29	>30 to 34	>35 to 39	>40 to 44	>45 to 49	>50 to 54	>55 to 59	>60 to 64	>65	Total
Sun	4/21/2024	5	11	19	194	1623	3609	2074	518	77	13			8143
Mon	4/22/2024	3	14	227	1277	3986	4737	2101	431	76	17	2	3	12874
Tue	4/23/2024	25	52	346	1545	4792	5348	1889	461	86	13	2	1	14560
Wed	4/24/2024	6	20	212	1352	4679	5446	2309	484	85	20	5	4	14622
Thu	4/25/2024	7	71	245	1702	5470	5634	2209	451	85	16	6	1	15897
Fri	4/26/2024	87	47	311	1544	5176	5219	2326	563	119	22	6	1	15421
Sat	4/27/2024	4	4	25	258	2202	5152	3067	894	143	22	11	7	11789
	4/28/2024			5	43	212	537	452	157	56	8	2	1	1473
Total		137	219	1390	7915	28140	35682	16427	3959	727	131	34	18	94779

Traffic Volume Analysis by Time Bins

1200 Block of Pleasant Hill Rd - Southbound

4/21/24 10:41 to 4/28/24 10:12

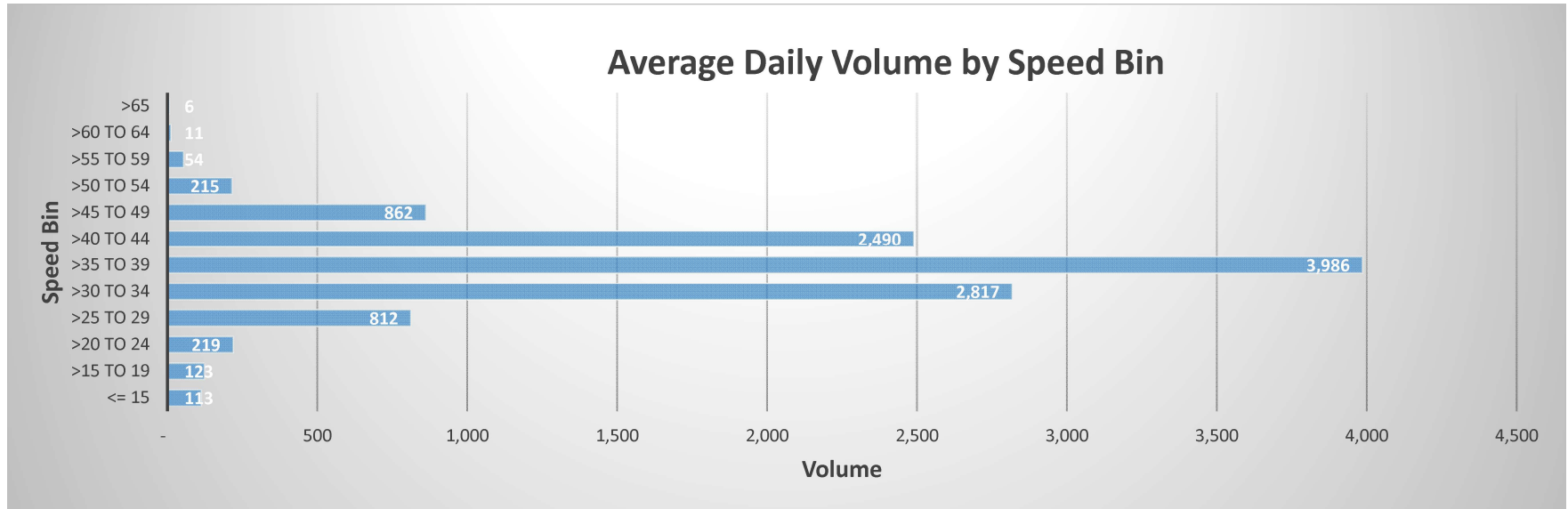


Avg. Volume	218	135	73	34	17	16	30	94	302	643	1,050	1,079	1,072	939	919	857	838	898	910	904	839	613	437	314	11,708
Count of Speed	Time																								
Date	12 AM	1 AM	2 AM	3 AM	4 AM	5 AM	6 AM	7 AM	8 AM	9 AM	10 AM	11 AM	12 PM	1 PM	2 PM	3 PM	4 PM	5 PM	6 PM	7 PM	8 PM	9 PM	10 PM	11 PM	Total
Sun 4/21/2024											146	563	753	918	907	859	802	787	742	672	685	468	415	294	9011
Mon 4/22/2024	171	108	52	23	11	11	27	101	370	801	1645	1206	1090	866	763	744	708	920	875	868	763	549	414	273	13359
Tue 4/23/2024	162	91	43	21	6	9	23	108	415	948	1383	1399	1242	951	928	825	823	908	897	876	856	608	412	280	14214
Wed 4/24/2024	185	96	38	21	13	10	30	128	399	867	1756	1102	1211	849	876	762	854	856	987	931	832	626	436	283	14148
Thu 4/25/2024	185	100	42	23	9	12	33	123	422	858	1399	1234	1224	924	927	842	857	924	923	883	811	670	467	324	14216
Fri 4/26/2024	259	88	51	28	11	12	41	107	328	636	1527	1323	1070	1063	951	963	854	919	1076	951	860	704	468	363	14653
Sat 4/27/2024	284	209	123	37	32	18	24	49	98	226	497	727	917	1004	1080	1003	971	969	871	1150	1065	669	446	381	12850
Sun 4/28/2024	277	250	159	85	40	38	35	41	80	162	49														1216
Total	1523	942	508	238	122	110	213	657	2112	4498	8402	7554	7507	6575	6432	5998	5869	6283	6371	6331	5872	4294	3058	2198	93667

Traffic Volume Analysis by Speed Bins

1200 Block of Pleasant Hill Rd - Southbound

4/21/24 10:41 to 4/28/24 10:12



	% of Volume	1.0%	1.1%	1.9%	6.9%	24.1%	34.0%	21.3%	7.4%	1.8%	0.5%	0.1%	0.1%	100.0%
	Avg. Volume	113	123	219	812	2,817	3,986	2,490	862	215	54	11	6	11,708
	Volume	Speed												
	Date	<= 15	>15 to 19	>20 to 24	>25 to 29	>30 to 34	>35 to 39	>40 to 44	>45 to 49	>50 to 54	>55 to 59	>60 to 64	>65	Total
Sun	4/21/2024	7	12	13	210	1730	3568	2497	797	151	23	3		9011
Mon	4/22/2024	137	151	278	1064	3239	4431	2845	865	240	80	21	8	13359
Tue	4/23/2024	214	225	418	1188	3542	4537	2822	940	267	49	7	5	14214
Wed	4/24/2024	296	302	553	1335	3549	4269	2518	956	269	79	15	7	14148
Thu	4/25/2024	229	250	334	1247	3317	4679	2730	1066	275	64	17	8	14216
Fri	4/26/2024	6	20	114	1043	4175	5271	2728	959	253	66	12	6	14653
Sat	4/27/2024	15	24	40	386	2833	4722	3433	1120	203	56	11	7	12850
Sun	4/28/2024	1	2	4	23	154	409	346	191	64	14	5	3	1216
Total		905	986	1754	6496	22539	31886	19919	6894	1722	431	91	44	93667