



# Slow Down Lafayette Program

## 1000 Block of Pleasant Hill Rd Traffic Analysis

### Location

1000 Block of Pleasant Hill Rd  
at Alta Lane

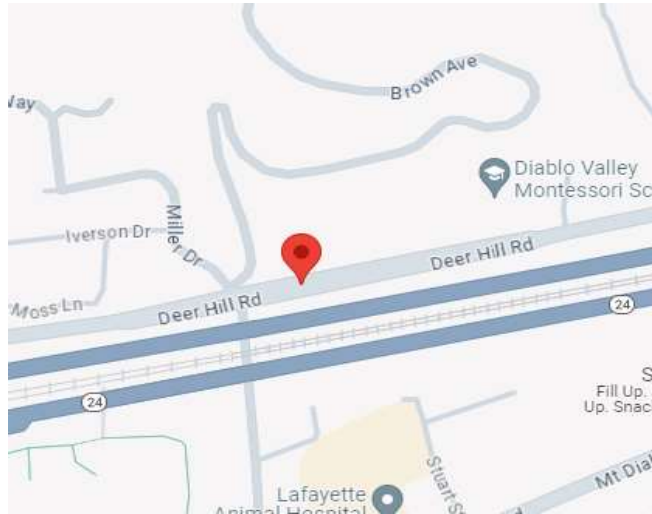
Lanes 1 Northbound  
Lane 2 Southbound

# Vehicles  
52920  
44431  
97351

### Date Time Range

Start  
3/13/24 14:57

End  
3/19/24 21:58



### Speed Limit



40

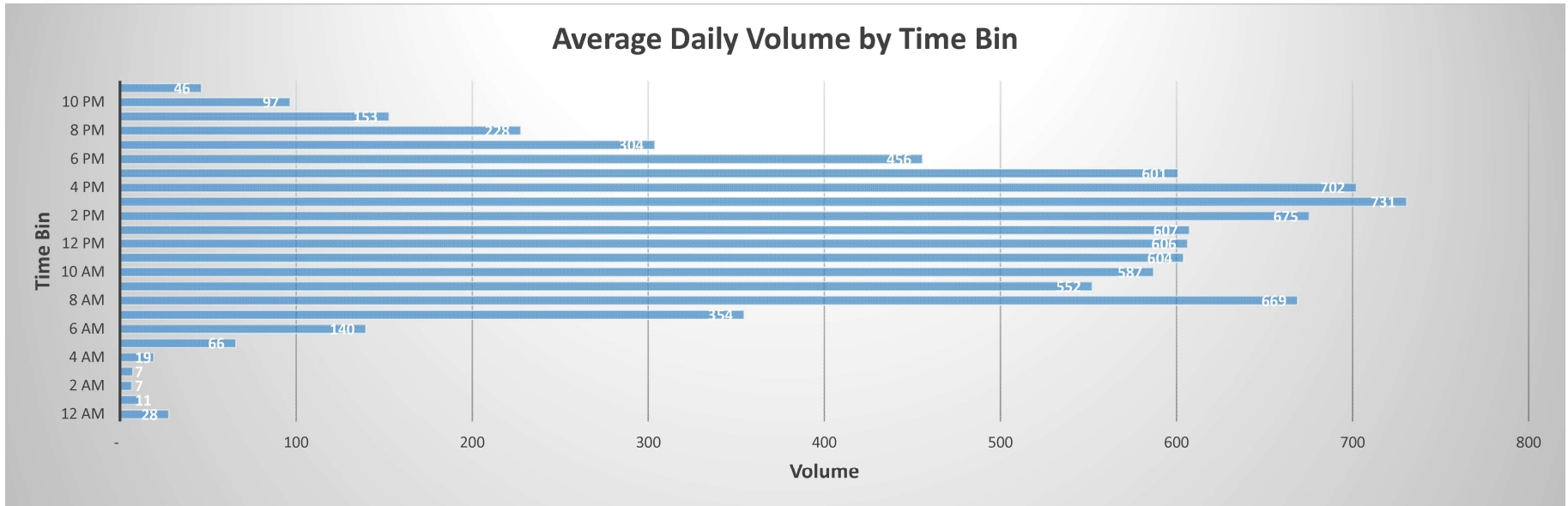
March 21, 2024

Lafayette Police  
3471 Mt Diablo Blvd  
Lafayette, CA 94549  
94549Traffic@gmail.com  
925-299-3283

# Traffic Volume Analysis by Time Bins

1000 Block of Pleasant Hill Rd - Northbound

3/13/24 14:57 to 3/19/24 21:58



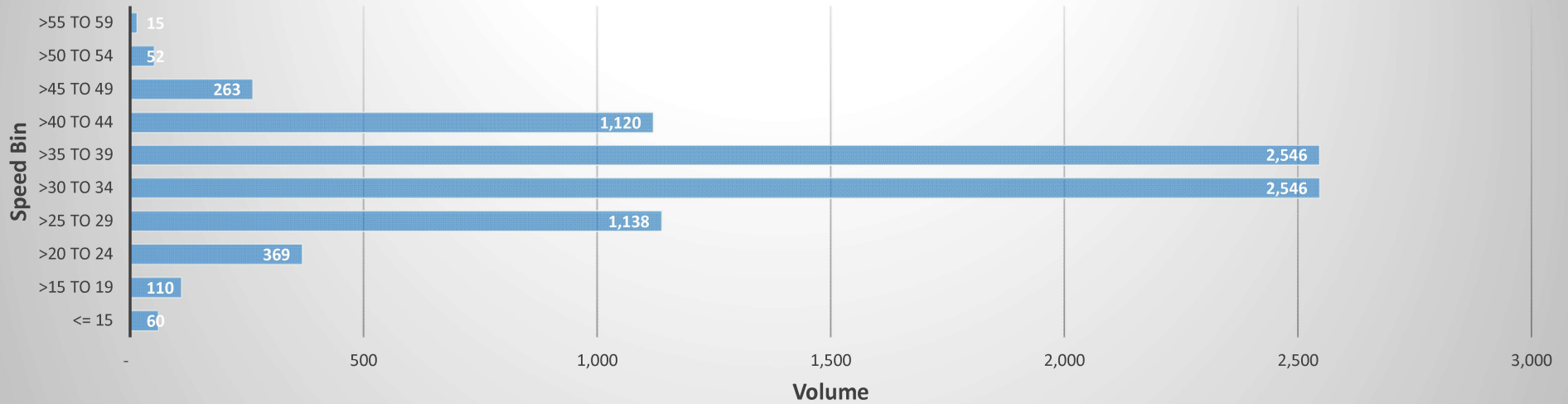
Avg. Volume	28	11	7	7	19	66	140	354	669	552	587	604	606	607	675	731	702	601	456	304	228	153	97	46	8,223
Count of Speed	Time																								
Date	12 AM	1 AM	2 AM	3 AM	4 AM	5 AM	6 AM	7 AM	8 AM	9 AM	10 AM	11 AM	12 PM	1 PM	2 PM	3 PM	4 PM	5 PM	6 PM	7 PM	8 PM	9 PM	10 PM	11 PM	Total
Thu 3/14/2024	18	6	5	3	24	75	183	454	890	611	563	587	580	639	759	853	819	739	575	327	209	165	80	39	9203
Fri 3/15/2024	20	7	6	8	18	76	142	408	870	579	614	680	697	723	765	838	837	726	527	392	208	165	124	73	9503
Sat 3/16/2024	39	15	9	6	15	38	90	213	418	530	645	655	625	642	631	619	588	450	377	252	271	198	148	50	7524
Sun 3/17/2024	39	18	9	4	11	24	74	155	318	451	509	498	551	485	527	527	479	412	326	314	254	131	76	46	6238
Mon 3/18/2024	28	13	6	12	22	79	141	394	627	559	587	555	586	579	648	766	689	595	411	256	204	114	55	23	7949
Tue 3/19/2024	22	6	5	10	24	102	207	502	889	582	603	648	598	575	722	781	800	682	518	281	219	143			8919
<b>Total</b>	<b>166</b>	<b>65</b>	<b>40</b>	<b>43</b>	<b>114</b>	<b>394</b>	<b>837</b>	<b>2126</b>	<b>4012</b>	<b>3312</b>	<b>3521</b>	<b>3623</b>	<b>3637</b>	<b>3643</b>	<b>4052</b>	<b>4384</b>	<b>4212</b>	<b>3604</b>	<b>2734</b>	<b>1822</b>	<b>1365</b>	<b>916</b>	<b>483</b>	<b>231</b>	<b>49336</b>

# Traffic Volume Analysis by Speed Bins

1000 Block of Pleasant Hill Rd - Northbound

3/13/24 14:57 to 3/19/24 21:58

## Average Daily Volume by Speed Bin

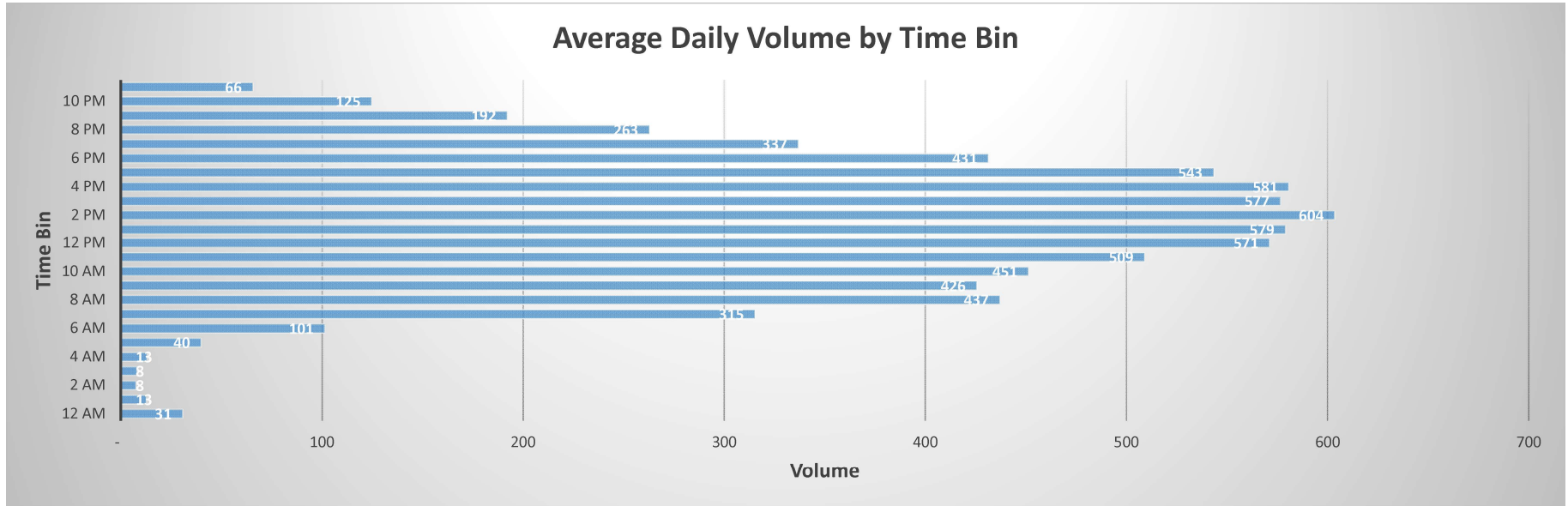


	% of Volume	0.7%	1.3%	4.5%	13.8%	31.0%	31.0%	13.6%	3.2%	0.6%	0.2%	0.0%	0.0%	100.0%
	Avg. Volume	60	110	369	1,138	2,546	2,546	1,120	263	52	15	4	2	8,223
	Volume	Speed												
	Date	<= 15	>15 to 19	>20 to 24	>25 to 29	>30 to 34	>35 to 39	>40 to 44	>45 to 49	>50 to 54	>55 to 59	>60 to 64	> 65	Total
Thu	3/14/2024	67	156	468	1478	2844	2710	1141	273	38	21	5	2	9203
Fri	3/15/2024	110	173	603	1477	3034	2682	1125	217	60	17	1	4	9503
Sat	3/16/2024	27	65	247	916	2294	2538	1076	274	68	12	7		7524
Sun	3/17/2024	19	30	158	636	1823	2186	1085	243	41	15		2	6238
Mon	3/18/2024	41	106	283	1079	2494	2524	1103	262	46	8	2	1	7949
Tue	3/19/2024	98	129	453	1241	2789	2636	1188	307	58	16	4		8919
<b>Total</b>	<b>Total</b>	<b>362</b>	<b>659</b>	<b>2212</b>	<b>6827</b>	<b>15278</b>	<b>15276</b>	<b>6718</b>	<b>1576</b>	<b>311</b>	<b>89</b>	<b>19</b>	<b>9</b>	<b>49336</b>

## Traffic Volume Analysis by Time Bins

1000 Block of Pleasant Hill Rd - Southbound

3/13/24 14:57 to 3/19/24 21:58

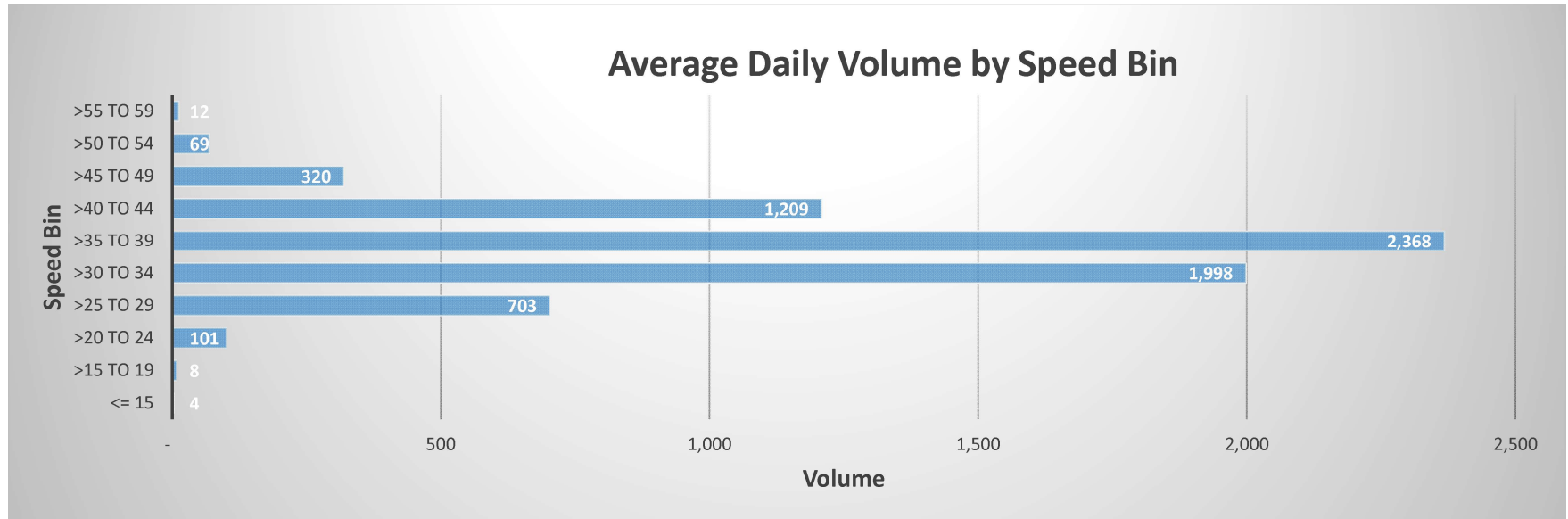


Avg. Volume		31	13	8	8	13	40	101	315	437	426	451	509	571	579	604	577	581	543	431	337	263	192	125	66	####
Count of Speed	Time																									
Date	12 AM	1 AM	2 AM	3 AM	4 AM	5 AM	6 AM	7 AM	8 AM	9 AM	10 AM	11 AM	12 PM	1 PM	2 PM	3 PM	4 PM	5 PM	6 PM	7 PM	8 PM	9 PM	10 PM	11 PM	Total	
Thu 3/14/2024	18	6	6	7	14	49	130	411	517	437	461	521	584	647	628	655	652	607	497	416	295	216	118	64	7956	
Fri 3/15/2024	23	8	3	8	9	55	124	450	630	472	510	600	582	616	619	718	634	622	464	373	308	223	171	85	8307	
Sat 3/16/2024	35	24	11	8	9	27	64	174	304	402	469	461	602	540	571	590	532	485	343	283	242	195	151	91	6613	
Sun 3/17/2024	49	14	12	7	6	17	47	91	172	308	363	455	515	521	567	507	491	441	344	331	259	188	98	57	5860	
Mon 3/18/2024	27	13	9	9	19	40	111	359	482	445	447	498	574	551	595	638	594	562	508	281	210	138	85	31	7226	
Tue 3/19/2024	32	11	4	9	21	51	132	406	517	489	457	519	569	599	641	351									4808	
<b>Total</b>	<b>184</b>	<b>76</b>	<b>45</b>	<b>48</b>	<b>78</b>	<b>239</b>	<b>608</b>	<b>1891</b>	<b>2622</b>	<b>2553</b>	<b>2707</b>	<b>3054</b>	<b>3426</b>	<b>3474</b>	<b>3621</b>	<b>3459</b>	<b>2903</b>	<b>2717</b>	<b>2156</b>	<b>1684</b>	<b>1314</b>	<b>960</b>	<b>623</b>	<b>328</b>	<b>40770</b>	

## Traffic Volume Analysis by Speed Bins

1000 Block of Pleasant Hill Rd - Southbound

3/13/24 14:57 to 3/19/24 21:58



		0.1%	0.1%	1.5%	10.3%	29.4%	34.8%	17.8%	4.7%	1.0%	0.2%	0.1%	0.0%	100.0%
Avg. Volume		4	8	101	703	1,998	2,368	1,209	320	69	12	5	3	6,795
Volume	Speed													
Date	<= 15	>15 to 19	>20 to 24	>25 to 29	>30 to 34	>35 to 39	>40 to 44	>45 to 49	>50 to 54	>55 to 59	>60 to 64	>65	Total	
Thu 3/14/2024	3	15	120	825	2298	2819	1442	357	66	9	2		7956	
Fri 3/15/2024	4	13	133	965	2552	2754	1406	360	100	14	3	3	8307	
Sat 3/16/2024		8	75	648	2001	2318	1133	339	69	15	7		6613	
Sun 3/17/2024		7	58	504	1640	2154	1127	289	63	14	4		5860	
Mon 3/18/2024		1	134	756	2030	2538	1293	373	79	14	5	3	7226	
Tue 3/19/2024			6	88	520	1469	1623	853	199	35	8	7	4808	
<b>Total</b>	<b>7</b>	<b>50</b>	<b>608</b>	<b>4218</b>	<b>11990</b>	<b>14206</b>	<b>7254</b>	<b>1917</b>	<b>412</b>	<b>74</b>	<b>28</b>	<b>6</b>	<b>40770</b>	
Sat														
Sat														
Sat														