

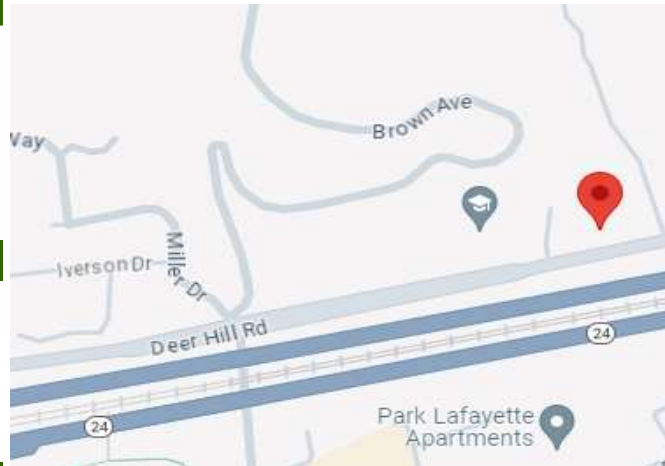


Slow Down Lafayette Program

3300 Block of Deer Hill Rd Traffic Analysis

Location

3300 Block of Deer Hill Rd
at Elizabeth St
Lane 1 Westbound
Lane 2 Eastbound



Date Time Range

Start
2/8/24 15:06

End
2/15/24 10:35

Speed Limit



45

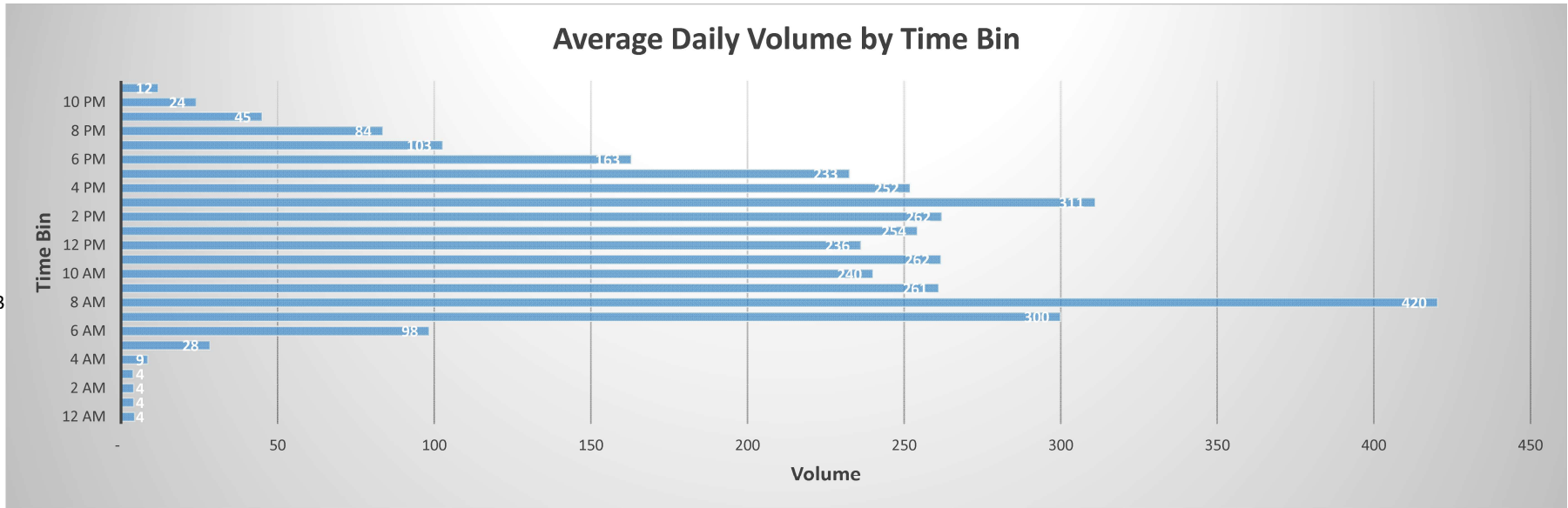
February 15, 2024

Lafayette Police
3471 Mt Diablo Blvd
Lafayette, CA 94549
94549Traffic@gmail.com
925-299-3283

Traffic Volume Analysis by Time Bins

3300 Block of Deer Hill Rd - Westbound

2/8/24 15:06 to 2/15/24 10:35

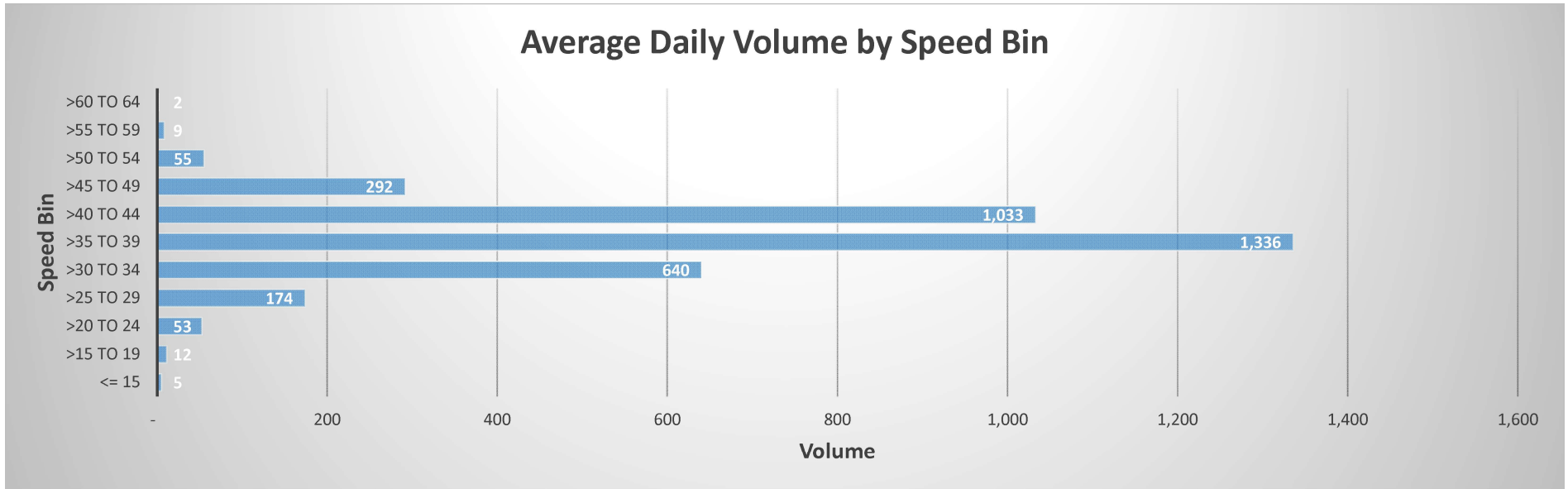


Avg. Volume		4	4	4	4	9	28	98	300	420	261	240	262	236	254	262	311	252	233	163	103	84	45	24	12	3,610
Count of Speed	Time																									
Date	12 AM	1 AM	2 AM	3 AM	4 AM	5 AM	6 AM	7 AM	8 AM	9 AM	10 AM	11 AM	12 PM	1 PM	2 PM	3 PM	4 PM	5 PM	6 PM	7 PM	8 PM	9 PM	10 PM	11 PM	Total	
Fri 2/9/2024	2	5		5	11	22	106	343	454	271	257	272	222	280	280	466	411	322	218	117	63	57	37	20	4241	
Sat 2/10/2024	7	6	1	1	4	11	32	64	150	223	254	261	275	247	249	206	178	197	156	105	60	42	40	22	2791	
Sun 2/11/2024	9	7	9	3	1	6	30	44	151	198	247	241	202	188	193	144	70	76	58	31	145	39	8	7	2107	
Mon 2/12/2024	3	1	5	7	9	37	144	432	560	248	199	250	230	229	274	329	250	238	165	140	60	40	24	8	3882	
Tue 2/13/2024	4			3	9	53	136	487	585	316	243	266	236	313	294	355	301	300	225	125	113	44	25	6	4439	
Wed 2/14/2024	1	1	1	4	17	41	142	429	622	310	240	280	252	268	282	366	301	262	155	98	60	48	10	8	4198	
Total	26	20	16	23	51	170	590	1799	2522	1566	1440	1570	1417	1525	1572	1866	1511	1395	977	616	501	270	144	71	21658	

Traffic Volume Analysis by Speed Bins

3300 Block of Deer Hill Rd - Westbound

2/8/24 15:06 to 2/15/24 10:35

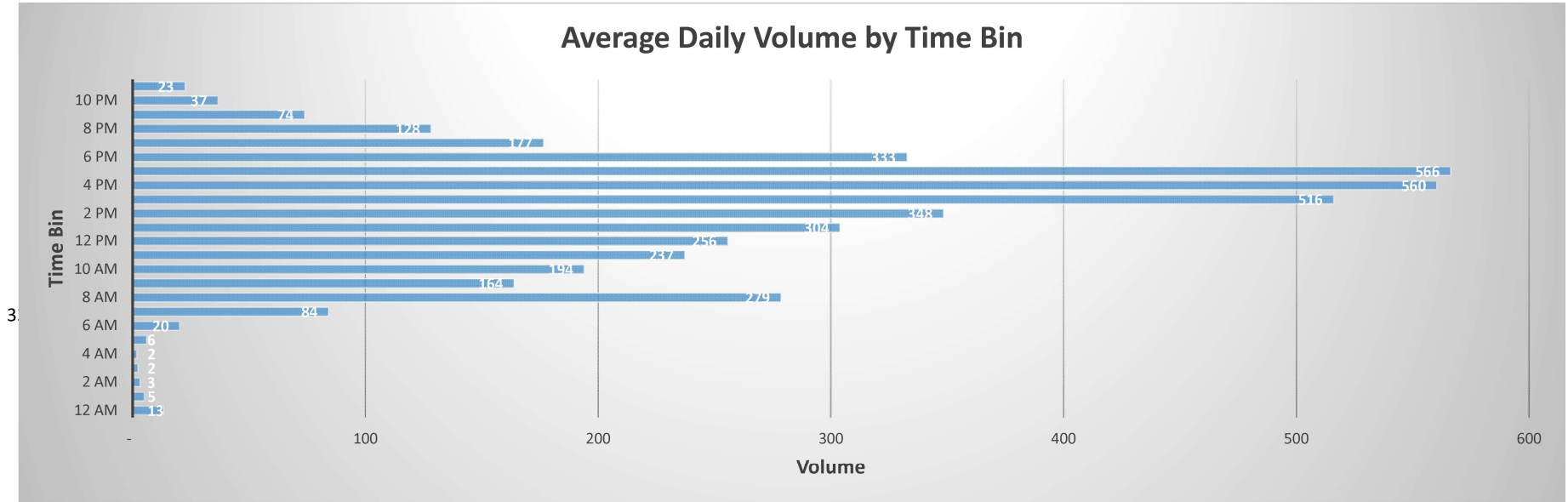


	% of Volume	0.1%	0.3%	1.5%	4.8%	17.7%	37.0%	28.6%	8.1%	1.5%	0.2%	0.1%	0.0%	100.0%
	Avg. Volume	5	12	53	174	640	1,336	1,033	292	55	9	2	1	3,610
	Volume	Speed												Total
	Date	<= 15	>15 to 19	>20 to 24	>25 to 29	>30 to 34	>35 to 39	>40 to 44	>45 to 49	>50 to 54	>55 to 59	>60 to 64	> 65	Total
Fri	2/9/2024	13	9	73	219	871	1629	1074	290	49	12	1	1	4241
Sat	2/10/2024	2	1	11	63	363	1089	910	273	67	9	2	1	2791
Sun	2/11/2024		2	12	35	255	710	758	272	52	10		1	2107
Mon	2/12/2024	7	12	72	234	711	1370	1109	298	57	8	2	2	3882
Tue	2/13/2024	2	22	77	289	825	1593	1245	310	65	8	3		4439
Wed	2/14/2024	2	23	72	203	816	1625	1102	307	41	5	2		4198
Total	Total	26	69	317	1043	3841	8016	6198	1750	331	52	10	5	21658

Traffic Volume Analysis by Time Bins

3300 Block of Deer Hill Rd - Eastbound

2/8/24 15:06 to 2/15/24 10:35

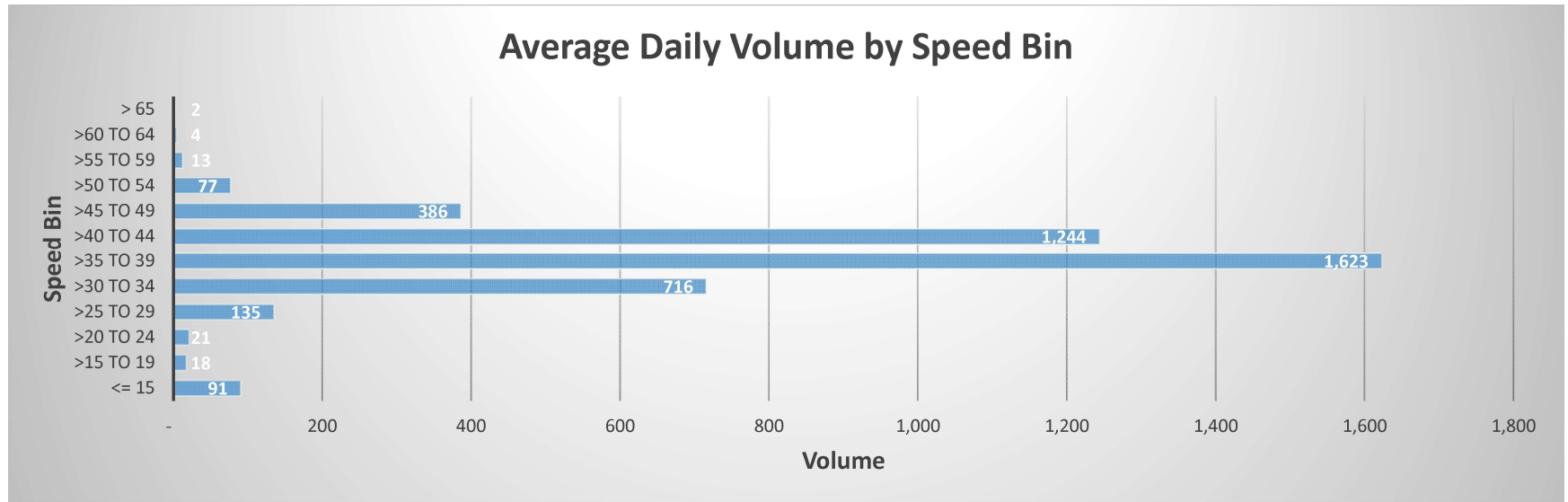


Avg. Volume	13	5	3	2	2	6	20	84	279	164	194	237	256	304	348	516	560	566	333	177	128	74	37	23	####
Count of Speed	Time																								
Date	12 AM	1 AM	2 AM	3 AM	4 AM	5 AM	6 AM	7 AM	8 AM	9 AM	10 AM	11 AM	12 PM	1 PM	2 PM	3 PM	4 PM	5 PM	6 PM	7 PM	8 PM	9 PM	10 PM	11 PM	Total
Fri 2/9/2024	6	3	1	2	3	6	27	113	376	134	201	254	243	337	469	798	811	833	483	206	134	89	50	27	5606
Sat 2/10/2024	19	11	6	1		6	20	30	81	169	208	225	281	279	296	270	246	255	157	133	95	93	46	49	2976
Sun 2/11/2024	29	12	8	5		2	6	31	83	167	211	245	253	278	218	203	102	96	75	60	168	38	19	10	2319
Mon 2/12/2024	10	1	1	1	1	8	11	121	376	150	165	214	223	261	337	522	630	598	306	174	109	48	29	16	4312
Tue 2/13/2024	10	1	1		1	8	24	96	362	175	176	237	252	317	369	663	761	887	478	237	138	103	32	17	5345
Wed 2/14/2024	5	2	2		2	6	33	114	393	188	203	248	282	351	401	640	812	729	497	249	125	72	44	16	5414
Total	79	30	19	9	7	36	121	505	1671	983	1164	1423	1534	1823	2090	3096	3362	3398	1996	1059	769	443	220	135	25972

Traffic Volume Analysis by Speed Bins

3300 Block of Deer Hill Rd - Eastbound

2/8/24 15:06 to 2/15/24 10:35



	% of Volume	2.1%	0.4%	0.5%	3.1%	16.5%	37.5%	28.7%	8.9%	1.8%	0.3%	0.1%	0.0%	100.0%
	Avg. Volume	91	18	21	135	716	1,623	1,244	386	77	13	4	2	4,329
	Volume	Speed												
	Date	<= 15	>15 to 19	>20 to 24	>25 to 29	>30 to 34	>35 to 39	>40 to 44	>45 to 49	>50 to 54	>55 to 59	>60 to 64	> 65	Total
Fri	2/9/2024	276	46	46	246	1148	2057	1320	388	65	8	4	2	5606
Sat	2/10/2024	4	4	5	55	368	1069	1029	338	83	12	5	4	2976
Sun	2/11/2024	8	7	7	29	237	739	877	337	57	17	3	1	2319
Mon	2/12/2024	10	8	19	152	689	1745	1237	346	88	15	2	1	4312
Tue	2/13/2024	1	6	16	175	870	2101	1558	499	98	13	7	1	5345
Wed	2/14/2024	245	34	34	153	982	2028	1443	408	71	10	5	1	5414
Total	Total	544	105	127	810	4294	9739	7464	2316	462	75	26	10	25972