

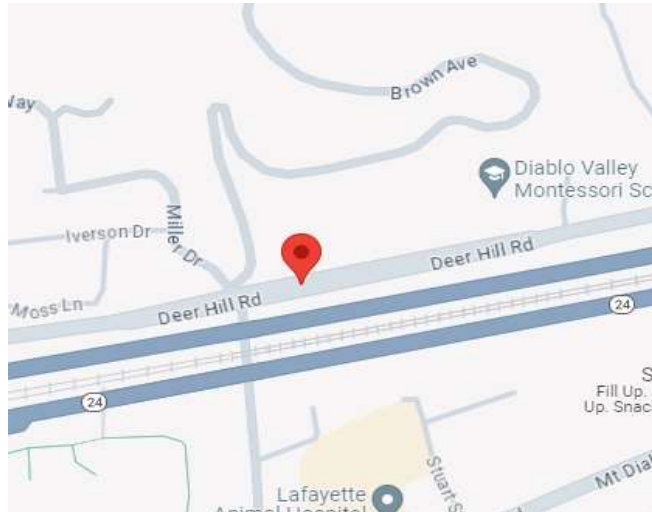


# Slow Down Lafayette Program

## 3400 Block of Deer Hill Rd Traffic Analysis

### Location

3400 Block of Deer Hill Rd  
at Brown Ave  
Lane 1 Westbound  
Lane 2 Eastbound



### Date Time Range

**Start**  
2/13/24 15:30

**End**  
2/20/24 12:02

### Speed Limit



**45**

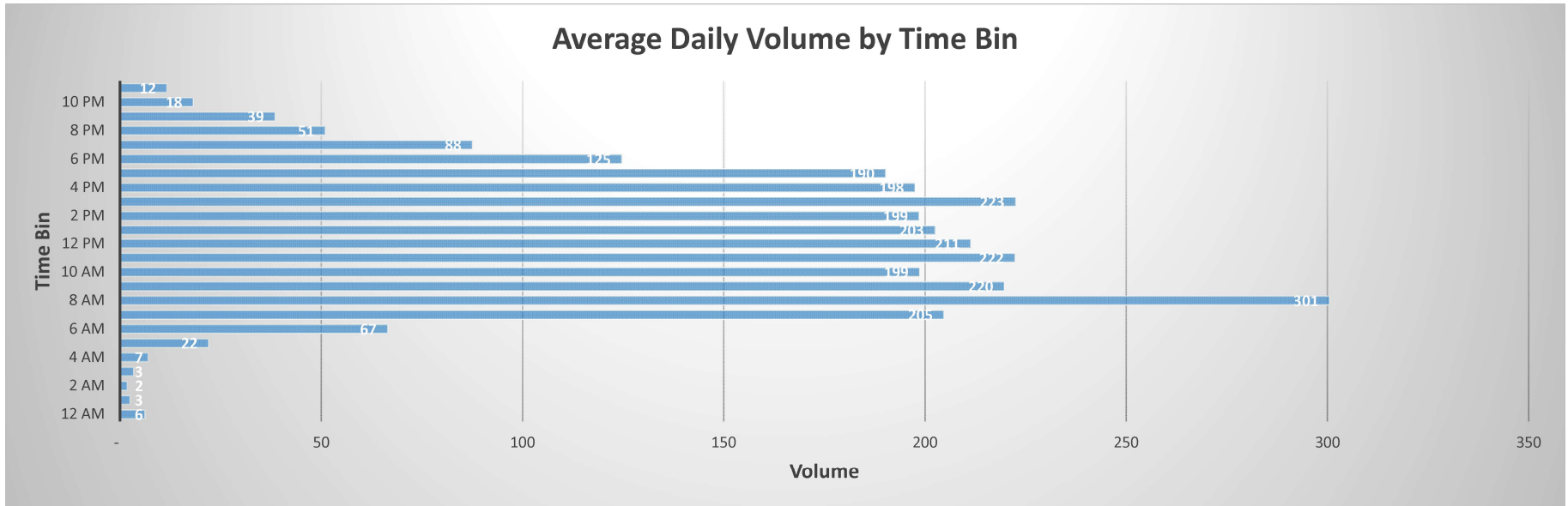
**February 20, 2024**

**Lafayette Police**  
3471 Mt Diablo Blvd  
Lafayette, CA 94549  
94549Traffic@gmail.com  
925-299-3283

# Traffic Volume Analysis by Time Bins

3400 Block of Deer Hill Rd - Westbound

2/13/24 15:30 to 2/20/24 12:02



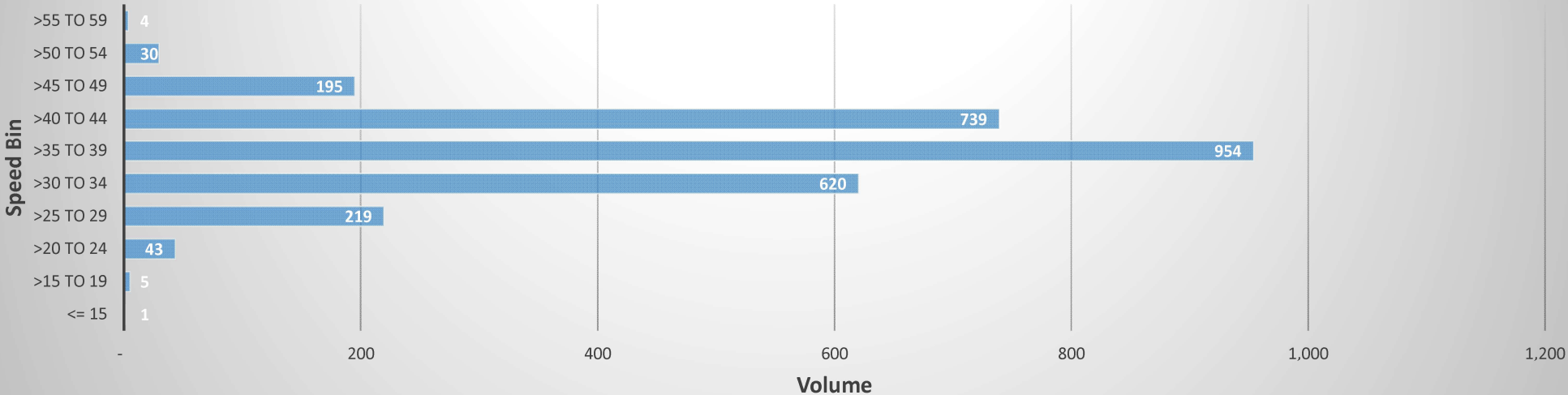
Avg. Volume	6	3	2	3	7	22	67	205	301	220	199	222	211	203	199	223	198	190	125	88	51	39	18	12	2,809
Count of Speed	Time																								
Date	12 AM	1 AM	2 AM	3 AM	4 AM	5 AM	6 AM	7 AM	8 AM	9 AM	10 AM	11 AM	12 PM	1 PM	2 PM	3 PM	4 PM	5 PM	6 PM	7 PM	8 PM	9 PM	10 PM	11 PM	Total
Wed 2/14/2024	1	2	2	4	17	43	134	418	618	298	236	267	247	258	264	385	326	269	151	85	52	44	8	7	4136
Thu 2/15/2024	7	1		5	10	31	107	446	584	298	199	243	216	257	285	312	280	308	187	151	74	59	24	13	4097
Fri 2/16/2024	6	1	2	4	7	33	88	201	217	276	225	246	232	205	196	228	212	188	136	92	60	56	26	26	2963
Sat 2/17/2024	12	3	1	5	3	10	17	49	126	156	173	202	227	181	148	153	127	128	90	69	49	17	21	9	1976
Sun 2/18/2024	6	6	2	1	1	5	15	43	115	126	166	195	169	142	155	125	98	102	75	48	34	30	17	10	1686
Mon 2/19/2024	5	2	2	1	4	10	38	71	143	164	193	181	177	172	143	132	142	146	109	80	37	25	13	5	1995
<b>Total</b>	<b>37</b>	<b>15</b>	<b>9</b>	<b>20</b>	<b>42</b>	<b>132</b>	<b>399</b>	<b>1228</b>	<b>1803</b>	<b>1318</b>	<b>1192</b>	<b>1334</b>	<b>1268</b>	<b>1215</b>	<b>1191</b>	<b>1335</b>	<b>1185</b>	<b>1141</b>	<b>748</b>	<b>525</b>	<b>306</b>	<b>231</b>	<b>109</b>	<b>70</b>	<b>16853</b>

# Traffic Volume Analysis by Speed Bins

3400 Block of Deer Hill Rd - Westbound

2/13/24 15:30 to 2/20/24 12:02

## Average Daily Volume by Speed Bin

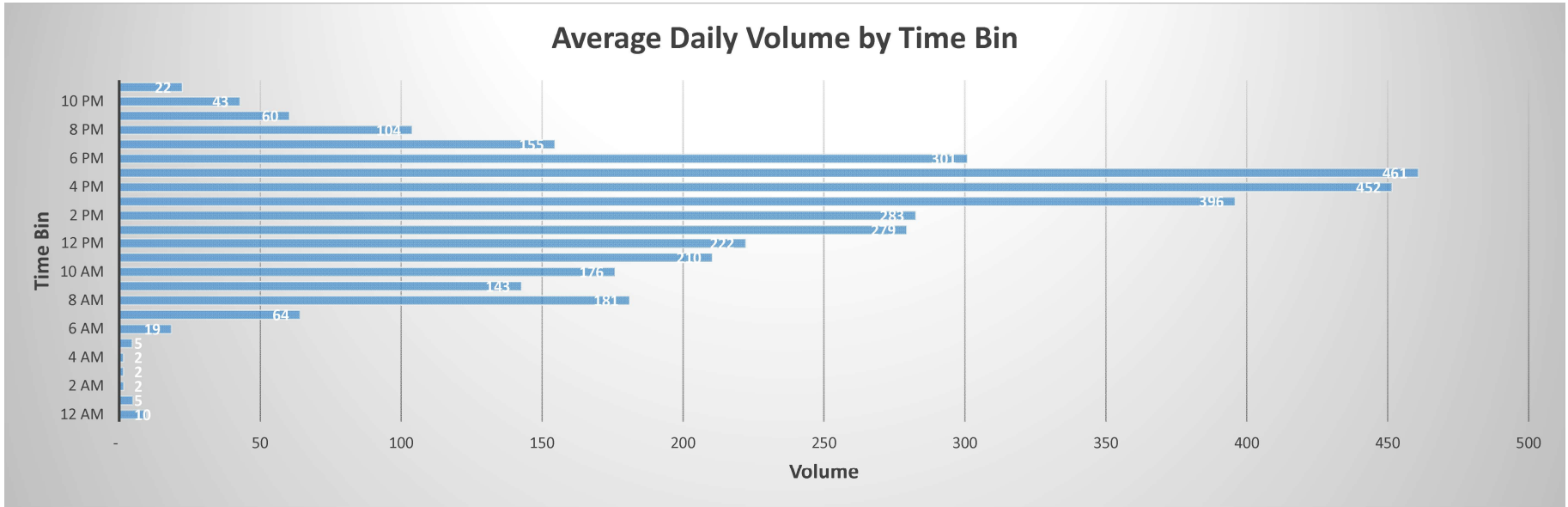


		% of Volume	0.0%	0.2%	1.5%	7.8%	22.1%	34.0%	26.3%	6.9%	1.1%	0.1%	100.0%
		Avg. Volume	1	5	43	219	620	954	739	195	30	4	2,809
Volume	Speed												
Date	<= 15	>15 to 19	>20 to 24	>25 to 29	>30 to 34	>35 to 39	>40 to 44	>45 to 49	>50 to 54	>55 to 59	Total		
Wed 2/14/2024			8	86	355	940	1428	1013	269	32	5	4136	
Thu 2/15/2024			9	82	362	1050	1363	983	213	34	1	4097	
Fri 2/16/2024	1	7	23	221	644	1002	785	232	40	8	2963		
Sat 2/17/2024		2	30	134	397	674	569	141	24	5	1976		
Sun 2/18/2024		1	14	103	326	550	511	152	28	1	1686		
Mon 2/19/2024		4	24	141	364	706	573	162	19	2	1995		
<b>Total</b>	<b>1</b>	<b>31</b>	<b>259</b>	<b>1316</b>	<b>3721</b>	<b>5723</b>	<b>4434</b>	<b>1169</b>	<b>177</b>	<b>22</b>	<b>16853</b>		

## Traffic Volume Analysis by Time Bins

3400 Block of Deer Hill Rd - Eastbound

2/13/24 15:30 to 2/20/24 12:02



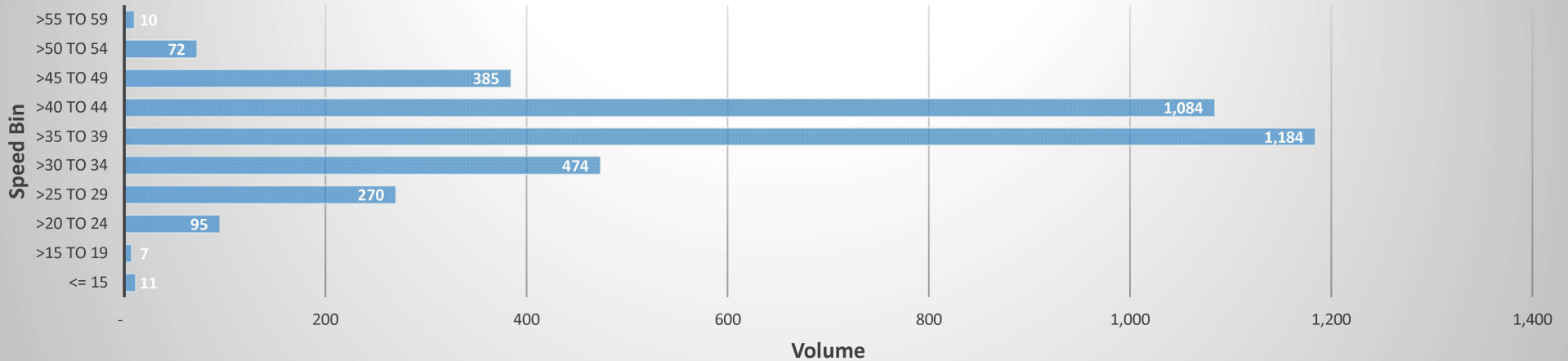
Avg. Volume		10	5	2	2	2	5	19	64	181	143	176	210	222	279	283	396	452	461	301	155	104	60	43	22	####
Count of Speed	Time	12 AM	1 AM	2 AM	3 AM	4 AM	5 AM	6 AM	7 AM	8 AM	9 AM	10 AM	11 AM	12 PM	1 PM	2 PM	3 PM	4 PM	5 PM	6 PM	7 PM	8 PM	9 PM	10 PM	11 PM	Total
Wed	2/14/2024	4	2	2		2	7	33	127	403	181	205	236	284	345	389	618	800	714	477	236	129	69	44	16	5323
Thu	2/15/2024	7	4	1	1	2	4	25	127	343	143	163	245	213	315	342	603	774	824	559	234	149	94	71	34	5277
Fri	2/16/2024	8	6		1	1	4	23	54	116	146	205	239	250	305	340	503	572	633	356	155	106	59	48	35	4165
Sat	2/17/2024	14	9	2	2		4	9	26	80	149	157	194	197	214	202	211	178	163	158	120	94	64	44	29	2320
Sun	2/18/2024	14	6	1			3	10	19	58	116	152	185	195	245	186	206	151	154	93	83	72	47	28	14	2038
Mon	2/19/2024	11	2	2	2	1	5	11	32	86	121	173	163	194	252	236	234	234	277	162	99	73	29	22	6	2427
<b>Total</b>	<b>Total</b>	<b>58</b>	<b>29</b>	<b>8</b>	<b>6</b>	<b>6</b>	<b>27</b>	<b>111</b>	<b>385</b>	<b>1086</b>	<b>856</b>	<b>1055</b>	<b>1262</b>	<b>1333</b>	<b>1676</b>	<b>1695</b>	<b>2375</b>	<b>2709</b>	<b>2765</b>	<b>1805</b>	<b>927</b>	<b>623</b>	<b>362</b>	<b>257</b>	<b>134</b>	<b>21550</b>

# Traffic Volume Analysis by Speed Bins

3400 Block of Deer Hill Rd - Eastbound

2/13/24 15:30 to 2/20/24 12:02

## Average Daily Volume by Speed Bin



	% of Volume	0.3%	0.2%	2.6%	7.5%	13.2%	33.0%	30.2%	10.7%	2.0%	0.3%	0.1%	0.0%	100.0%
	Avg. Volume	11	7	95	270	474	1,184	1,084	385	72	10	3	2	3,592
	Volume	Speed												
	Date	<= 15	>15 to 19	>20 to 24	>25 to 29	>30 to 34	>35 to 39	>40 to 44	>45 to 49	>50 to 54	>55 to 59	>60 to 64	> 65	Total
Wed	2/14/2024	32	16	185	439	898	1838	1401	430	71	10	3		5323
Thu	2/15/2024		7	133	398	749	1916	1474	502	83	11	2	2	5277
Fri	2/16/2024	1	7	95	337	545	1366	1285	415	85	20	7	2	4165
Sat	2/17/2024		3	64	156	250	774	715	296	57	3		2	2320
Sun	2/18/2024	1	8	37	123	176	598	731	291	63	8	1	1	2038
Mon	2/19/2024		3	57	168	223	614	900	374	75	9	3	1	2427
Total	<b>Total</b>	<b>34</b>	<b>44</b>	<b>571</b>	<b>1621</b>	<b>2841</b>	<b>7106</b>	<b>6506</b>	<b>2308</b>	<b>434</b>	<b>61</b>	<b>16</b>	<b>8</b>	<b>21550</b>
Sat														
Sat														
Sat														