



# Slow Down Lafayette Program

## 900 Block of Acalanes Rd Traffic Analysis

### Location

900 Block of Acalanes Rd  
at Valente Dr  
Lane 1 Northbound  
Lane 2 Southbound

### Date Time Range

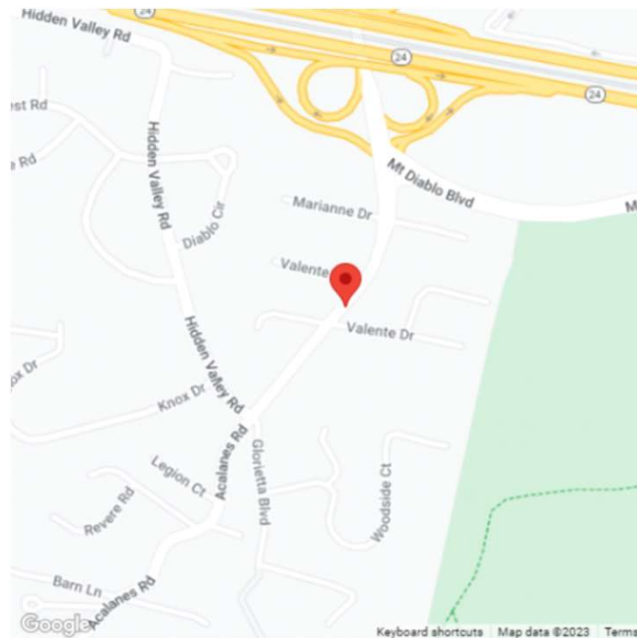
Start  
12/19/23 7:26

End  
12/26/23 17:05

### Speed Limit



**25**



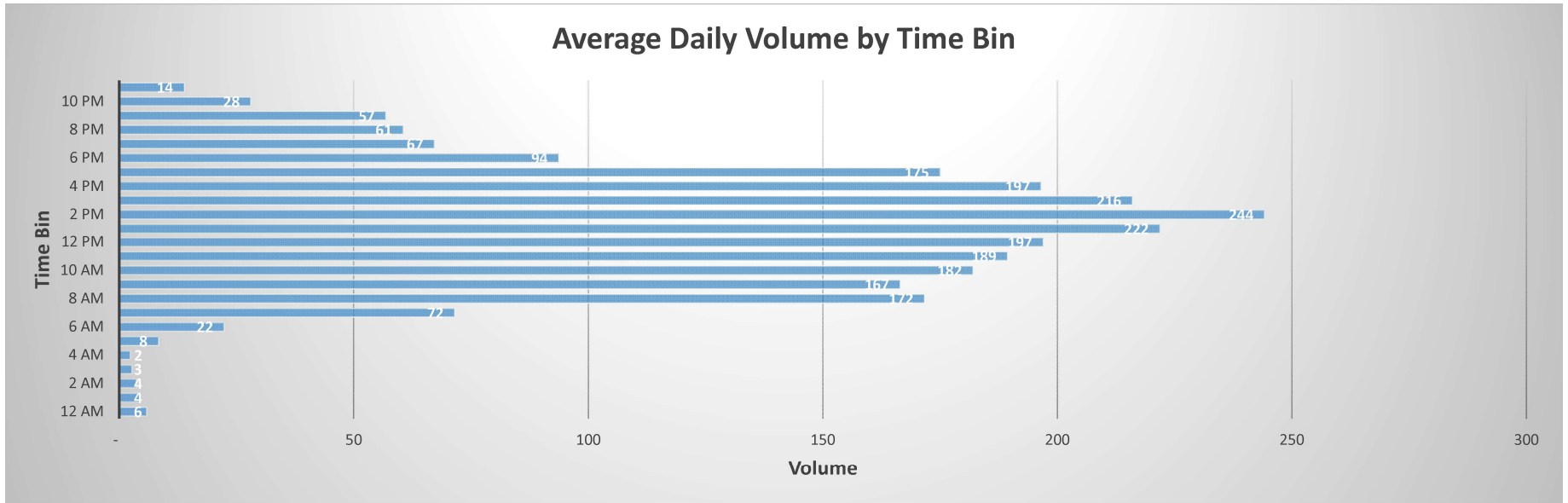
**December 27, 2023**

Lafayette Police  
3471 Mt Diablo Blvd  
Lafayette, CA 94549  
94549Traffic@gmail.com  
925-299-3283

# Traffic Volume Analysis by Time Bins

900 Block of Acalanes Rd - Northbound

12/19/23 7:26 to 12/26/23 17:05



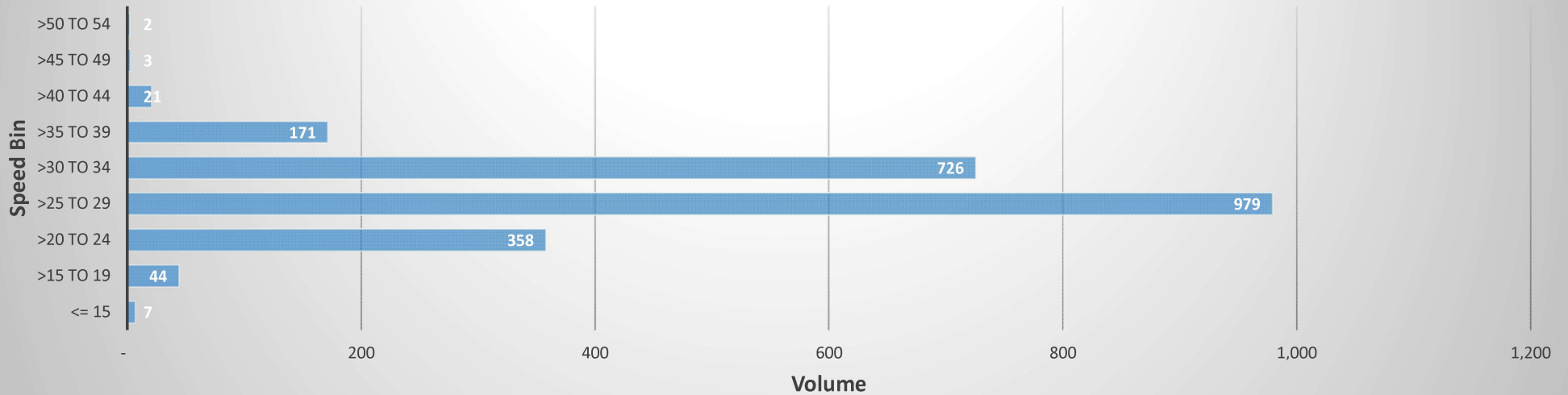
Avg. Volume	0.2%	0.2%	0.2%	0.1%	0.1%	0.3%	0.9%	3.0%	7.2%	6.9%	7.6%	7.9%	8.2%	9.2%	10.2%	9.0%	8.2%	7.3%	3.9%	2.8%	2.5%	2.4%	1.2%	0.6%	100.0%
Count of Speed	6	4	4	3	2	8	22	72	172	167	182	189	197	222	244	216	197	175	94	67	61	57	28	14	2,400
Date	12 AM	1 AM	2 AM	3 AM	4 AM	5 AM	6 AM	7 AM	8 AM	9 AM	10 AM	11 AM	12 PM	1 PM	2 PM	3 PM	4 PM	5 PM	6 PM	7 PM	8 PM	9 PM	10 PM	11 PM	Total
Wed 12/20/2023	7	2	1	1	2	11	17	94	220	145	138	166	188	243	320	300	250	211	118	85	45	29	13	6	2612
Thu 12/21/2023	2		5	1	1	12	35	103	265	246	230	232	213	275	260	294	338	251	139	66	45	27	23	16	3079
Fri 12/22/2023	10	9	3	4	4	16	33	100	280	260	265	232	324	419	473	310	269	221	124	63	41	42	25	23	3550
Sat 12/23/2023	10	2	3	5	3	4	21	46	142	194	206	202	213	181	202	142	146	119	89	80	44	42	24	18	2138
Sun 12/24/2023	5	7	9	4	3	6	23	78	100	111	184	251	164	131	133	182	124	192	60	73	139	149	51	8	2187
Mon 12/25/2023	1	2	1	1	1	1	5	8	23	43	69	53	80	82	77	68	52	56	32	36	49	52	32	12	836
<b>Total</b>	<b>35</b>	<b>22</b>	<b>22</b>	<b>16</b>	<b>14</b>	<b>50</b>	<b>134</b>	<b>429</b>	<b>1030</b>	<b>999</b>	<b>1092</b>	<b>1136</b>	<b>1182</b>	<b>1331</b>	<b>1465</b>	<b>1296</b>	<b>1179</b>	<b>1050</b>	<b>562</b>	<b>403</b>	<b>363</b>	<b>341</b>	<b>168</b>	<b>83</b>	<b>14402</b>

# Traffic Volume Analysis by Speed Bins

900 Block of Acalanes Rd - Northbound

12/19/23 7:26 to 12/26/23 17:05

## Average Daily Volume by Speed Bin

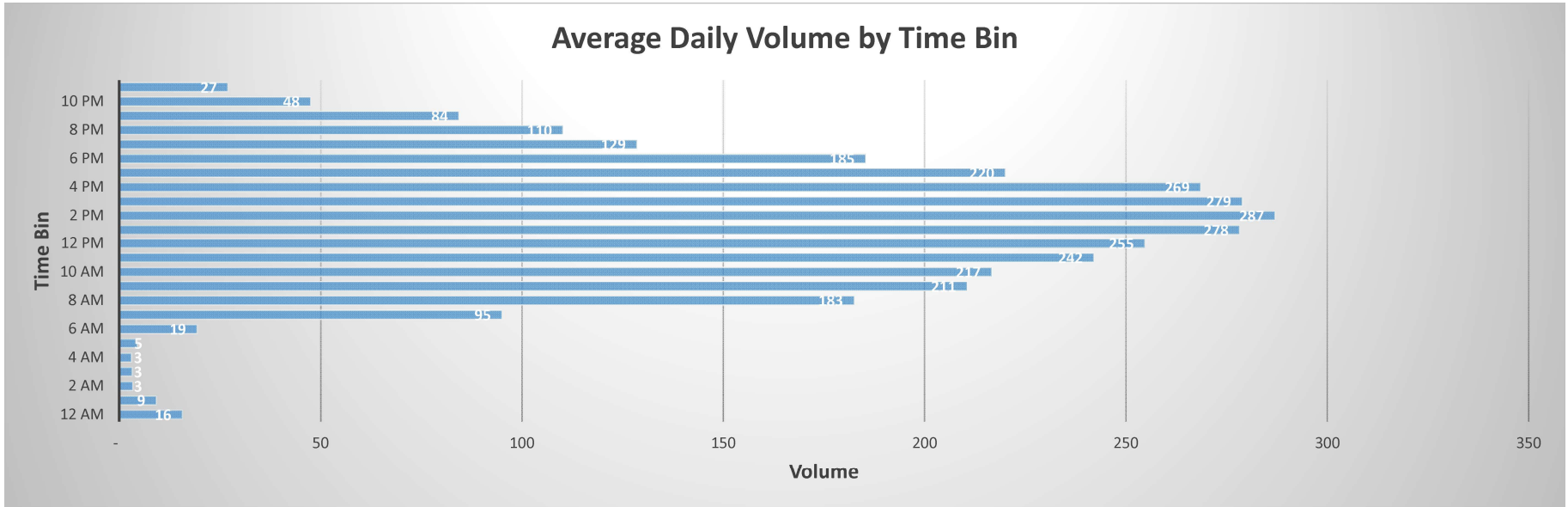


		0.3%	1.9%	15.5%	42.4%	31.4%	7.4%	0.9%	0.1%	0.1%	100.0%
Avg. Volume		7	44	358	979	726	171	21	3	2	2,309
Volume	Speed										
Date	Speed	<= 15	>15 to 19	>20 to 24	>25 to 29	>30 to 34	>35 to 39	>40 to 44	>45 to 49	>50 to 54	Total
Tue 12/19/2023		8	38	406	1063	823	181	24	2	1	2546
Wed 12/20/2023		15	64	477	1082	785	168	18	3		2612
Thu 12/21/2023		6	45	445	1293	1003	257	27	3		3079
Fri 12/22/2023		10	67	518	1589	1089	237	33	4	3	3550
Sat 12/23/2023		5	42	319	942	644	162	21	3		2138
Sun 12/24/2023		4	42	368	916	667	169	18	1	2	2187
Mon 12/25/2023			26	121	333	270	76	7	3		836
Tue 12/26/2023		1	30	209	616	523	121	18	1	2	1521
<b>Total</b>	<b>Total</b>	<b>49</b>	<b>354</b>	<b>2863</b>	<b>7834</b>	<b>5804</b>	<b>1371</b>	<b>166</b>	<b>20</b>	<b>8</b>	<b>18469</b>

# Traffic Volume Analysis by Time Bins

900 Block of Acalanes Rd - Southbound

12/19/23 7:26 to 12/26/23 17:05



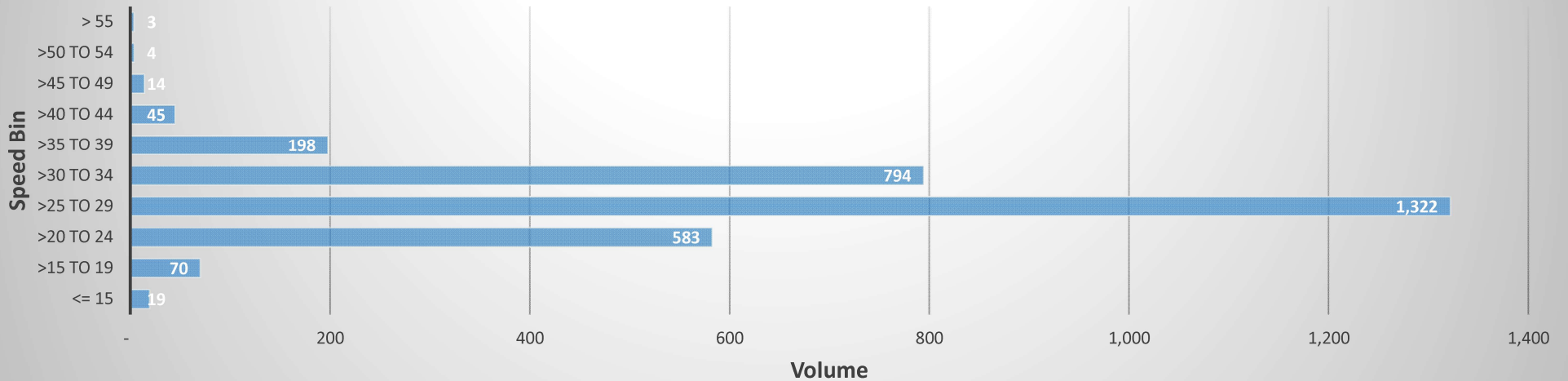
Avg. Volume		0.5%	0.3%	0.1%	0.1%	0.1%	0.1%	0.6%	3.0%	5.7%	6.6%	6.8%	7.6%	8.0%	8.8%	9.0%	8.8%	8.5%	6.9%	5.8%	4.0%	3.5%	2.7%	1.5%	0.9%	100.0%
Count of Speed		16	9	3	3	3	5	19	95	183	211	217	242	255	278	287	279	269	220	185	129	110	84	48	27	3,175
Date	Time	12 AM	1 AM	2 AM	3 AM	4 AM	5 AM	6 AM	7 AM	8 AM	9 AM	10 AM	11 AM	12 PM	1 PM	2 PM	3 PM	4 PM	5 PM	6 PM	7 PM	8 PM	9 PM	10 PM	11 PM	Total
Wed	12/20/2023	14	5	1	5	2	4	30	139	262	237	207	269	282	316	327	307	313	300	208	159	117	96	45	21	3666
Thu	12/21/2023	13	3	2	1	2	7	30	165	301	240	242	293	274	334	344	334	316	277	267	161	130	92	73	36	3937
Fri	12/22/2023	13	9	4	3	6	6	31	168	257	268	294	296	337	383	321	328	312	269	196	156	122	96	46	36	3957
Sat	12/23/2023	19	16	7	4	2	6	11	52	115	200	270	263	286	287	275	287	246	194	186	144	107	75	46	36	3134
Sun	12/24/2023	25	14	5	5	3	1	9	37	118	253	199	227	237	249	336	271	305	179	194	94	117	72	39	21	3010
Mon	12/25/2023	10	8	1	1	3	3	5	9	42	65	88	104	112	100	119	146	119	101	61	57	68	75	36	12	1345
<b>Total</b>	<b>Total</b>	<b>94</b>	<b>55</b>	<b>20</b>	<b>19</b>	<b>18</b>	<b>27</b>	<b>116</b>	<b>570</b>	<b>1095</b>	<b>1263</b>	<b>1300</b>	<b>1452</b>	<b>1528</b>	<b>1669</b>	<b>1722</b>	<b>1673</b>	<b>1611</b>	<b>1320</b>	<b>1112</b>	<b>771</b>	<b>661</b>	<b>506</b>	<b>285</b>	<b>162</b>	<b>19049</b>

# Traffic Volume Analysis by Speed Bins

900 Block of Acalanes Rd - Southbound

12/19/23 7:26 to 12/26/23 17:05

## Average Daily Volume by Speed Bin



		0.6%	2.3%	19.1%	43.3%	26.0%	6.5%	1.5%	0.5%	0.1%	0.1%	100.0%
Avg. Volume		19	70	583	1,322	794	198	45	14	4	3	3,052
Volume	Speed											
Date	Speed	<= 15	>15 to 19	>20 to 24	>25 to 29	>30 to 34	>35 to 39	>40 to 44	>45 to 49	>50 to 54	>55	Total
Tue	12/19/2023	15	58	664	1541	896	219	52	9	3	4	3461
Wed	12/20/2023	13	88	800	1671	877	170	35	10	1	1	3666
Thu	12/21/2023	32	93	705	1629	1094	275	73	26	4	6	3937
Fri	12/22/2023	33	112	757	1804	969	227	41	8	2	4	3957
Sat	12/23/2023	18	52	547	1314	901	234	42	19	2	5	3134
Sun	12/24/2023	13	76	597	1317	754	187	48	10	4	4	3010
Mon	12/25/2023	10	41	251	488	349	135	39	22	9	1	1345
Tue	12/26/2023	20	40	341	809	514	135	28	8	5	2	1902
Total	Total	154	560	4662	10573	6354	1582	358	112	30	27	24412