



Slow Down Lafayette Program

3600 Block of Happy Valley Rd Traffic Analysis

Location

3600 Block of Happy Valley Rd
at Baker Ln
Lane 1 Southbound
Lane 2 Northbound

Date Time Range

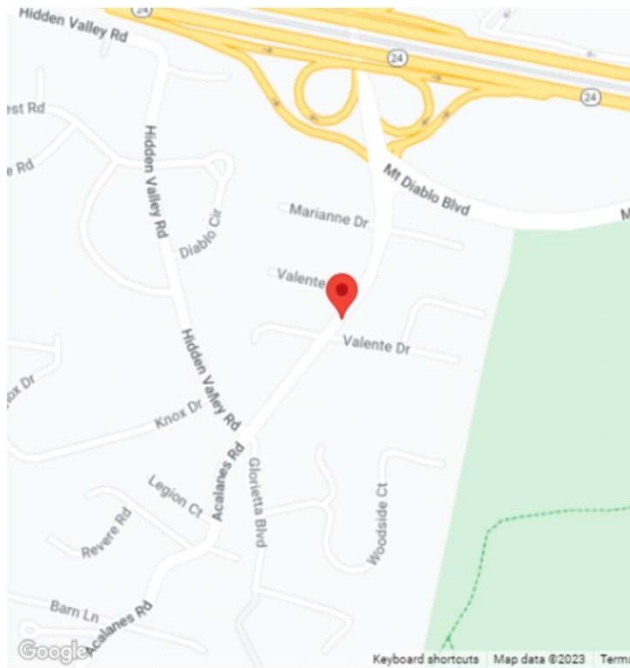
Start
12/1/23 11:18

End
12/17/23 7:55

Speed Limit



30



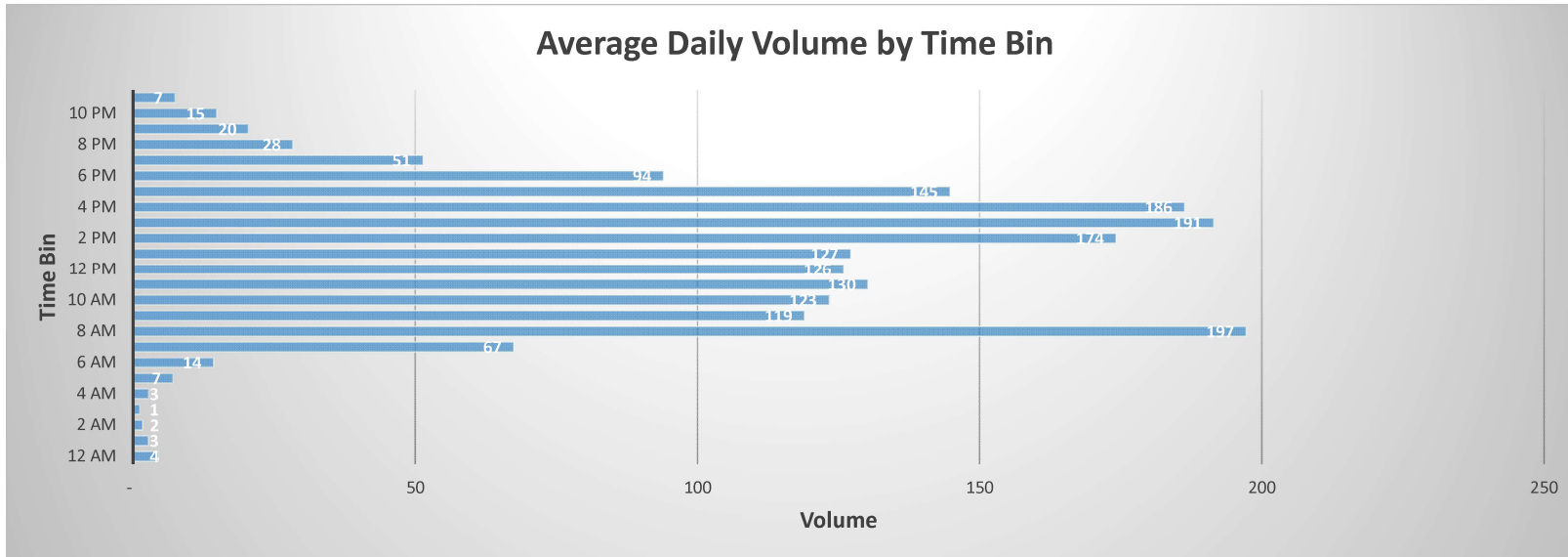
December 18, 2023

Lafayette Police
3471 Mt Diablo Blvd
Lafayette, CA 94549
94549Traffic@gmail.com
925-299-3283

Traffic Volume Analysis by Time Bins

3600 Block of Happy Valley Rd - Southbound

12/1/23 11:18 to 12/17/23 7:55



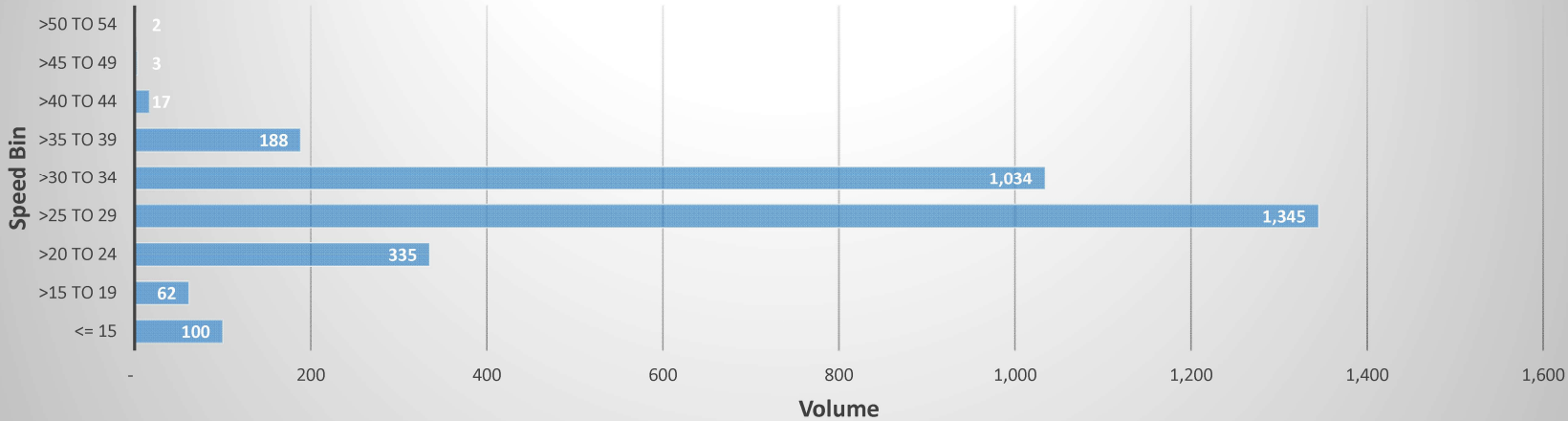
Avg. Volume	4	3	2	1	3	7	14	67	197	119	123	130	126	127	174	191	186	145	94	51	28	20	15	7	1,634
Count of Speed Time																									
Date	12 AM	1 AM	2 AM	3 AM	4 AM	5 AM	6 AM	7 AM	8 AM	9 AM	10 AM	11 AM	12 PM	1 PM	2 PM	3 PM	4 PM	5 PM	6 PM	7 PM	8 PM	9 PM	10 PM	11 PM	Total
Fri 12/1/2023												106	148	117	190	246	233	179	125	65	36	16	14	13	1488
Sat 12/2/2023	3	1	1	1	2	4	9	24	79	104	110	123	112	87	79	119	92	75	63	60	28	46	21	11	1254
Sun 12/3/2023	7	5	3		3	2	10	11	50	80	80	97	72	103	87	102	112	80	41	30	26	11	5	1	1018
Mon 12/4/2023		2	1		2	8	14	105	253	117	115	115	116	120	205	247	224	151	83	33	21	8	6		1946
Tue 12/5/2023		2	1	1	2	12	23	115	282	115	115	113	140	118	197	258	209	181	107	58	28	12	9	3	2101
Wed 12/6/2023																									
Thu 12/7/2023															180	203	159	145	89	42	19	20	9	4	870
Fri 12/8/2023		2	3	1		9	11	88	260	134	118	137	160	140	271	223	228	170	106	51	35	21	23	9	2200
Sat 12/9/2023	3	2		1		7	9	32	62	93	158	137	132	123	126	118	122	103	81	43	24	21	23	13	1433
Sun 12/10/2023	3	4	3	2	2	2	11	24	54	82	85	124	85	100	76	97	105	89	62	40	18	18	5	2	1093
Mon 12/11/2023	2		1	1	3	15	15	103	259	139	123	124	117	115	222	201	222	173	94	49	28	30	4	2	2042
Tue 12/12/2023	1	1	1		3	11	17	109	260	139	125	126	109	125	217	239	231	165	115	49	23	14	8	1	2089
Wed 12/13/2023	2	1	1	1	3	10	21	62	343	156	137	166	126	191	185	203	215	186	117	70	25	17	10	4	2252
Thu 12/14/2023	5	1	2	1	7	8	19	123	289	114	142	149	130	139	233	238	252	189	128	61	44	15	19	6	2314
Fri 12/15/2023	2		1	1	1	6	24	96	287	143	146	154	141	149	226	259	257	193	113	61	31	23	33	15	2362
Sat 12/16/2023	8	7		1	2	1	9	32	86	130	149	151	174	153	118	119	133	92	85	58	38	34	33	20	1633
Sun 12/17/2023	13	4	2	2	3	4	7	20																	55
Total	49	32	20	13	33	99	199	944	2564	1546	1603	1822	1762	1780	2612	2872	2794	2171	1409	770	424	306	222	104	26150

Traffic Volume Analysis by Speed Bins

3600 Block of Happy Valley Rd - Southbound

12/1/23 11:18 to 12/17/23 7:55

Average Daily Volume by Speed Bin

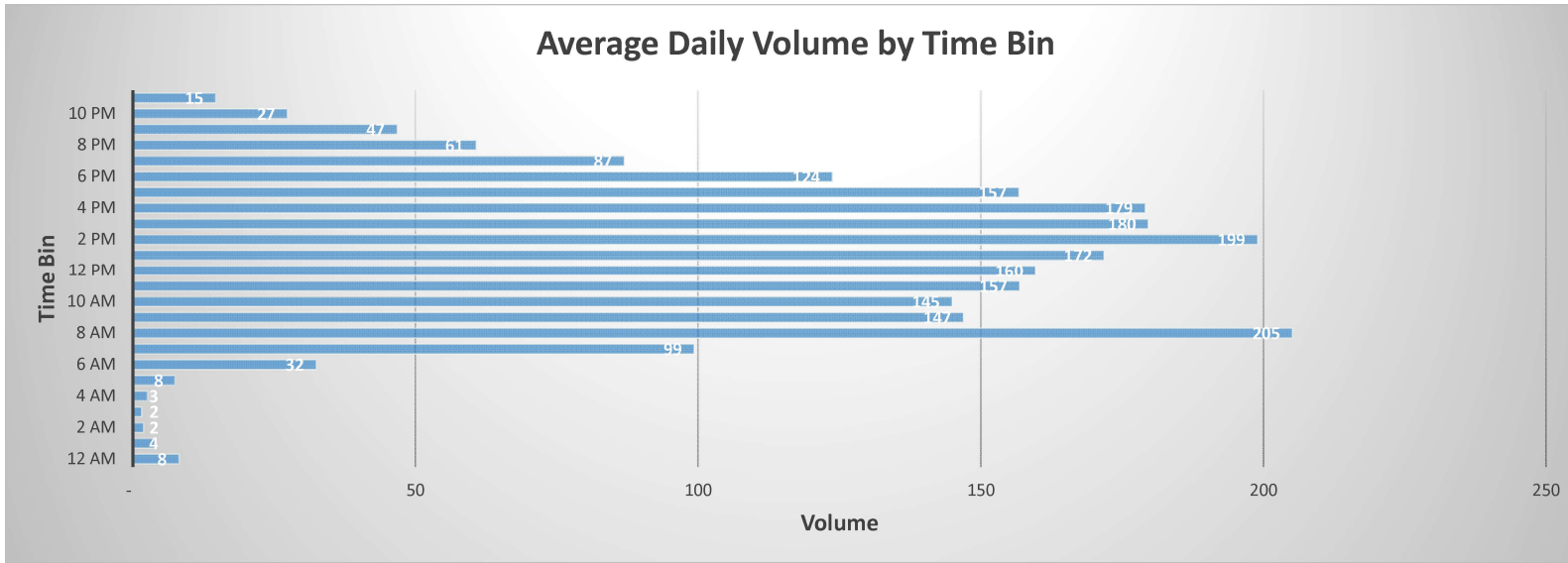


Avg. Volume		100	62	335	1,345	1,034	188	17	3	2	1	3,076
Volume	Speed											
Date	<= 15	>15 to 19	>20 to 24	>25 to 29	>30 to 34	>35 to 39	>40 to 44	>45 to 49	>50 to 54	> 55	Total	
Fri 12/1/2023	83	30	181	596	505	86	7				1488	
Sat 12/2/2023	7	24	142	541	446	84	10				1254	
Sun 12/3/2023	6	21	114	399	382	86	9	1			1018	
Mon 12/4/2023	91	52	205	847	626	116	9				1946	
Tue 12/5/2023	3	19	224	972	738	130	12	3			2101	
Thu 12/7/2023	62	32	114	381	237	43	1				870	
Fri 12/8/2023	58	43	267	1051	666	108	7				2200	
Sat 12/9/2023	8	13	136	632	533	102	9				1433	
Sun 12/10/2023	6	15	101	446	438	77	8	1	1		1093	
Mon 12/11/2023	102	69	255	881	624	103	8				2042	
Tue 12/12/2023	93	42	226	929	658	129	9	2	1		2089	
Wed 12/13/2023	77	53	253	990	728	139	10	1	1		2252	
Thu 12/14/2023	81	26	197	1019	820	153	17	1			2314	
Fri 12/15/2023	118	63	253	1010	792	114	12				2362	
Sat 12/16/2023	5	20	170	714	580	131	11	1		1	1633	
Sun 12/17/2023		1	9	23	18	1	3				55	
Total	800	523	2847	11431	8791	1602	142	10	3	1	26150	

Traffic Volume Analysis by Time Bins

3600 Block of Happy Valley Rd - Northbound

12/1/23 11:18 to 12/17/23 7:55



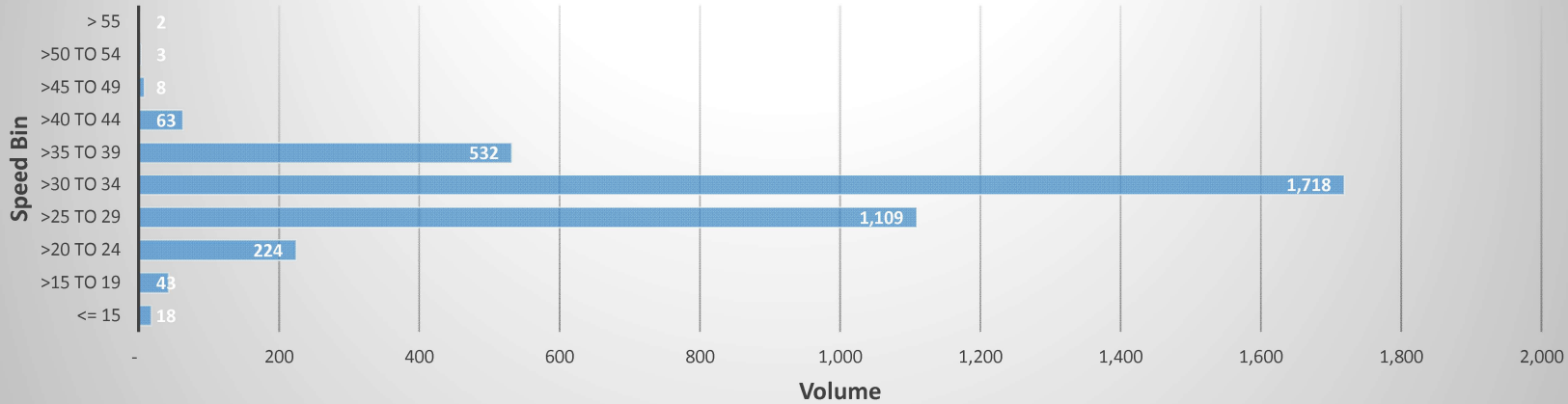
Avg. Volume		8	4	2	2	3	8	32	99	205	147	145	157	160	172	199	180	179	157	124	87	61	47	27	15	1,974
Count of Speed Time																										
Date	12 AM	1 AM	2 AM	3 AM	4 AM	5 AM	6 AM	7 AM	8 AM	9 AM	10 AM	11 AM	12 PM	1 PM	2 PM	3 PM	4 PM	5 PM	6 PM	7 PM	8 PM	9 PM	10 PM	11 PM	Total	
Fri 12/1/2023													114	166	164	220	182	226	152	97	81	66	66	45	20	1599
Sat 12/2/2023	10	3	2	2	2	8	15	44	77	119	126	153	144	155	147	146	122	116	119	72	50	39	42	25	1738	
Sun 12/3/2023	11	3	4	1	3	2	3	19	39	72	94	139	131	158	133	143	127	136	95	52	45	24	13	5	1452	
Mon 12/4/2023		3	1		3	6	51	142	290	147	154	155	158	172	241	173	195	150	108	82	59	33	13	4	2340	
Tue 12/5/2023	5	3	1		4	11	50	158	284	168	118	181	165	148	235	171	192	172	136	105	62	42	21	5	2437	
Wed 12/6/2023																										
Thu 12/7/2023															179	188	171	156	129	91	77	48	34	9	1082	
Fri 12/8/2023	4	4	1	1	1	9	47	162	292	167	155	162	158	182	213	220	214	175	114	99	53	60	41	24	2558	
Sat 12/9/2023	9	4	1	2	1	5	12	35	75	129	149	172	163	176	179	168	148	139	126	70	44	58	52	32	1949	
Sun 12/10/2023	9	8	2		1	3	6	19	52	76	122	118	150	144	129	131	129	133	97	74	52	31	9	6	1501	
Mon 12/11/2023	4	1	1	1	3	10	47	135	283	158	158	152	159	140	230	199	205	172	109	104	66	42	11	7	2397	
Tue 12/12/2023	3	1	1			6	43	137	304	211	151	152	151	172	222	185	189	174	146	91	65	49	14	3	2470	
Wed 12/13/2023		3	1	1	2	14	54	144	274	183	152	186	161	217	168	188	192	182	128	96	68	54	12	9	2489	
Thu 12/14/2023	7	2	2		3	12	54	161	294	161	145	148	164	187	276	178	213	182	151	106	60	48	22	11	2587	
Fri 12/15/2023	5			2	5	12	49	154	292	178	185	187	169	180	234	238	191	172	149	91	80	50	37	22	2682	
Sat 12/16/2023	10	7	4	1	3	5	18	50	110	141	175	177	196	210	178	184	172	140	152	90	64	57	44	38	2226	
Sun 12/17/2023	21	8	4	3	3	2	5	30																		76
Total	98	50	25	14	34	105	454	1390	2666	1910	1884	2196	2235	2405	2984	2694	2686	2351	1856	1304	911	701	410	220	31583	

Traffic Volume Analysis by Speed Bins

3600 Block of Happy Valley Rd - Northbound

12/1/23 11:18 to 12/17/23 7:55

Average Daily Volume by Speed Bin



Avg. Volume		18	43	224	1,109	1,718	532	63	8	3	2	3,716
Volume		Speed										
Date	Speed	<= 15	>15 to 19	>20 to 24	>25 to 29	>30 to 34	>35 to 39	>40 to 44	>45 to 49	>50 to 54	> 55	Total
Fri 12/1/2023		5	14	100	491	720	233	32	3	1		1599
Sat 12/2/2023		7	21	114	529	766	264	33	3	1		1738
Sun 12/3/2023		12	31	70	397	663	246	31	2			1452
Mon 12/4/2023		16	39	169	811	1022	264	16	2		1	2340
Tue 12/5/2023		5	20	149	748	1159	313	41	1		1	2437
Thu 12/7/2023		3	10	47	333	511	158	19	1			1082
Fri 12/8/2023		13	35	174	855	1142	301	34	3	1		2558
Sat 12/9/2023		9	20	95	531	905	333	52	3	1		1949
Sun 12/10/2023		9	11	59	364	738	279	31	7	3		1501
Mon 12/11/2023		28	40	174	787	1058	278	27	4		1	2397
Tue 12/12/2023		2	14	156	703	1203	339	48	4	1		2470
Wed 12/13/2023		11	26	121	709	1190	377	46	7	1	1	2489
Thu 12/14/2023		10	23	146	744	1232	374	44	10	3	1	2587
Fri 12/15/2023		7	35	200	800	1220	367	41	10	2		2682
Sat 12/16/2023		5	23	128	612	1041	376	38	3			2226
Sun 12/17/2023			1	2	13	37	17	3	3			76
Total		142	363	1904	9427	14607	4519	536	66	14	5	31583