

Contact Underground Service Alert (“USA”) North 811 before you dig ...



**Know what's below.
Call before you dig.**

It's safe. It's Free. It's California State Law.

Why contact USA North 811?

Every digging project requires a call to 811 or [GetATicket](#) (see “[Follow the steps](#)” below). Owner/builder and contractors should call at least two (2) working days before you begin digging in any private or public excavation project. The USA request number is valid for 28 calendar days from the date of issuance. If work is continuing beyond the 28th day, and markings on the ground are still clearly visible, your ticket can be renewed online with the E-Ticket Program or by calling USA North 811 by the end of the 28th day.

Digging without knowing the approximate location of underground utilities can cause serious personal injuries, disrupt service to an entire neighborhood (gas, electric, communications, water, and sewer lines) and potentially incur fines and repair costs. **The City of Lafayette will put a Hold on Issuance until you have called/requested a ticket from the USA North 811. To submit your single address' ticket request, use link: <http://www.811express.com/> - this is the fastest way to notify the utility members to mark their facilities.**

Examples of projects subject to contact USA North 811?*

- Excavating for a building expansion
- Building a deck or patio
- Putting in a fence
- Planting trees or shrubbery
- Excavating a new garden area
- Installing a mailbox

** These are a few common examples of when to call.*









Follow the steps:

1. Call 811 or [GetATicket online](#), two (2) full business days **before** you dig.
2. Provide the following information
 - a. Name
 - b. Phone number
 - c. Street address
 - d. Dig location
 - e. Nearest intersection
 - f. Type of work
 - g. Start date, time

3. Outline your excavation area with white colored paint, stakes, or flags.
4. Wait for public utilities to be marked by utility employees.
5. Locate other services such as sprinklers, power lines to a garage or outdoor structure, or fencing.
6. Expose the underground facilities by hand before using power equipment.
7. The USA members will provide information about, mark or stake the horizontal path of their facilities, or will advise of clearance.
8. You must not dig any closer than 24 inches from any utility marking.

For more information, refer to the latest [California Excavation Manual](#) located on the [USA website](#).

The colors of the markings mean the following utilities are underground:

	RED - electric power lines, cables, conduit, and lighting cables
	BLUE - water, irrigation, and slurry lines
	ORANGE - communications, alarm or signal lines, cables or conduit
	PURPLE - reclaimed water, irrigation, and slurry lines
	PINK - temporary survey markings
	YELLOW - gas, oil, steam, petroleum or gaseous materials
	GREEN - sewers and storm drain lines
	WHITE - proposed excavation

