

CITY OF LAFAYETTE
2015-16 PROPOSED BUDGET
TABLE OF CONTENTS

I.	City Manager’s Memo	1
II.	Summary Pages	
	A. Summary of Fund Balances and Changes	9
	B. Reserve Standard.....	10
	C. Five Year Budget Model	11
	D. Summary of Capital Improvement Program.....	12
	E. Sinking Funds and Reserve Restrictions	13
	F. Schedule of Fund Transfers	14
	G. Appropriation Limitation.....	15
	H. Expenditure Summaries	16
	I. Investment Policy	20
	K. Monthly Salary Ranges for Municipal Employees	24
III.	Graphs and Charts	
	A. General Fund Revenue vs. Expenditure Trends.....	27
	B. General Fund Revenues and Expenditures.....	28
	C. All Revenues and Expenditures.....	30
	D. Revenue and Expenditure Trends	32
	E. CIP Expenditure Trends	34
	F. Organizational Charts	36
IV.	Revenue	39
V.	Rates and Fees.....	51
VI.	Expenditure Detail – General Fund.....	58
VII.	Expenditure Detail – Capital Improvement Fund.....	116
VIII.	Expenditure Detail – Enterprise Fund	126
IX	Expenditure Detail – Assessment District	138
X.	Expenditure Detail – Governmental Fund.....	146
XI.	Expenditure Detail –Successor Agency Fund.....	156

City of Lafayette Staff Report

Date: May 26, 2015
For: City Council
By: Steven Falk, City Manager
Tracy Robinson, Administrative Services Director
Subject: FY2015/16 Proposed Municipal Budget and Workplan

Main Take Away

Lafayette expects to end FY14/15 on a very positive fiscal note, with General Fund revenues exceeding expenses by \$1.2M. The good news continues into the new budget as the proposed General Fund budget for FY15/16 projects a surplus of \$477K and a General Fund reserve of \$8.4M (64%). This is very healthy especially considering that the reserve is still depleted by \$2M due to the purchase of the old Library.

Summary

Staff expects that General Fund expenses will remain roughly equal those budgeted in FY14/15. While expenses increase by 6% over the estimated actual expenditures in the prior year, much of that is due to projects that were deferred or expenses that did not materialize. Expenses for FY14/15 are expected to be \$750K less than budgeted while revenues are projected to be \$900K more than budgeted.

The 5-year forecast also projects significant surpluses and an increasing General Fund reserve, even after an additional \$400K is allocated each year for three years starting in FY2016/17 to finish the residential road repair project. Given this robust financial position, staff is recommending reserves exceeding the General Fund target be divided as follows:

1. **\$450K to the Parking Fund.** The Community Conversations and survey indicate that additional parking in the downtown is very important to residents. Staff suggests transferring money to the Parking Fund in part to mitigate the fact that this fund's loan to the former RDA (\$766K) is unlikely to be repaid in the near future. With this transfer, the total cash available in this fund is \$1.1M.
2. **\$450K to City Offices.** The Old Library Task Force recently recognized that owning City Offices rather than continuing to rent would make good financial sense over the long haul. Putting additional money towards this fund now while there is an available surplus means that the City will have to borrow less money in the future, which makes the financial net present value of owning vs. renting even more positive.

SUMMARY

- ◆ **General Fund Expenses.** The FY15/16 General Fund proposed expenditure budget, including transfers, will total \$14.1M. The budget includes a release of \$347K from the reserve for the Pavement Management Program and a transfer of \$450K to the City Offices Fund. Other specific changes to the General Fund are discussed below.
- ◆ **General Fund Revenues.** The FY15/16 General Fund budget anticipates revenues of \$14.5M.
 - The 10% increase in sales tax revenue is derived from estimates by MuniServices and is attributed primarily to the end of the “triple flip” and the various “true up” payments that will be applied next fiscal year. Sales taxes for FY16/17 will actually decrease by 2% from FY15/16 and then settle into a more regular 4% increase.
 - Property tax revenues increased 9% from the prior year and are conservatively estimated to increase only 4% in FY15/16.
 - Revenues are further boosted by an increase of \$400K per year for waste management impact fees and \$100K in rental income for the old Library property from the Lafayette School District.

HIGHLIGHTS OF PERSONNEL CHANGES

Salaries and Benefits

- ◆ Overall personnel costs are expected to increase by just 1.7%. This increase, which is less than the annual CPI, is due to the departure of several long tenured employees being replaced by employees at the lower end of the pay scale.
- ◆ In addition, the bi-annual salary survey resulted in salary ranges that decreased by an average of 1.1%.

Organizational Structure

- ◆ In Planning, the composition of planners was reconfigured as approved by the Personnel Subcommittee: One senior planner position was reclassified as Assistant Planning Director and the Code Enforcement Officer has been reclassified as a hybrid position – Code Enforcement Officer/Assistant Planner. Due to staff changes and new hires, personnel costs for Planning functions (which include support for the Planning Commission and the Design Review Commission) decreased by \$24K.
- ◆ The Public Works Department was reorganized concurrent with the retirement of the Director and with the approval of the Personnel Subcommittee. The Library building manager, formerly a contract employee, was hired as a regular, full-time employee with the title of Building Maintenance Supervisor. In addition, the Parks Maintenance Specialist was promoted to Parks Supervisor and the position now reports to the Public Works Director.

HIGHLIGHTS OF FEE CHANGES

- ◆ Fees have been changed to reflect updated hourly costs for each department:

Department	Old Rate / Hour	New Rate / Hour
Administration	\$90	\$100
Engineering	\$125	\$165
Police	\$135	\$150

- ◆ The new fees for the encroachments in the public right of way that were approved via Resolution No. 2015-07 have been included in the fee schedule.
- ◆ Park Dedication and Facilities Fees have been updated for the first time since 2008 and reflect increases of 2.6% and 11.6% respectively commensurate with increases in the average sales price of single family residences and construction costs.

HIGHLIGHTS OF GENERAL FUND PROGRAM CHANGES

- ◆ **City Council (11-110)**
Support for the Chamber of Commerce increased \$10K to accommodate support for new events including Dogtown Downtown, Earth Day, Summer Concert Series in the Plaza, Trick or Treat Street, and It's a Wonderful Life.
- ◆ **Crime Prevention Commission (11-130)**
Includes \$20K for a part-time temporary surveillance camera technician to ensure ongoing support for the successful camera program that aids crime investigations.
- ◆ **Parks, Trails & Recreation Commission (11-140)**
Increased staff allocation for PTR Director by 5%.
- ◆ **Youth Commission (11-142)**
Budget included to use sinking funds saved over prior years to purchase a new sound system for the Manzanita Room.
- ◆ **Planning Commission (11-150), Design Review (11-151) and Planning Services (11-410)**
Personnel has been reallocated amongst these funds, but overall combined costs are decreasing by almost \$40K (3%).
- ◆ **Environmental Task Force (11-152)**
A new program was added to track expenses for this task force. This program was previously budgeted under Planning (11-420). There are no additional expenses associated with this program; however, the staff time devoted to the task force has been segregated (\$10K).
- ◆ **Traffic Maintenance (11-320)**
Includes \$95K for the third and last phase of the Street Sign Reflectivity Replacement Project that was not completed last fiscal year due to the departure of the staff member in charge of the project. Also includes \$30K for additional striping and stenciling that has been deferred for a couple of years.

- ◆ ***Community Center Maintenance (11-350)***
Includes \$63K for upgrades including windows, wall coverings and carpet and an additional 5% staff allocation for the PTR Director.

HIGHLIGHTS OF CAPITAL IMPROVEMENT PROGRAM CHANGES

- ◆ ***Parks Facilities (Fund 12)***
This budget includes expenses for completing the construction of the new Manzanita Room. This project is funded primarily by Park Fees. The proposed budget shows a shortfall of \$225K in this fund for FY15/16. Although the projects that will contribute enough Park Fees to fully fund the project have already been approved and are expected to be received in full by FY16/17, there is a temporary cash shortfall due to timing. Staff recommends a loan from Fund 31 (Recreation Programs) be used to bridge the short term gap.
- ◆ ***Capital Improvement Projects (Fund 14)***
This year's capital improvement budget totals \$4.3M includes \$1.35M from the General Fund -- \$1M from the annual operating budget (including the additional \$800K in waste management impact fees) and \$347 from the General Fund reserve. The remaining budget is funded by \$2.1M from the Measure J "Major Roads" initiative, Measure J (\$300K), and Gas Tax (\$600K).

HIGHLIGHTS OF CHANGES IN ENTERPRISE FUNDS

- ◆ ***Recreation Programs (Fund 31)***
In FY14/15 the Recreation Department started running after school programs for the Lafayette School District. The pilot programs were a success and the programs have been continued into FY15/16. As a result, costs for recreation teachers increased by \$135K. Likewise, expected revenue for recreation programs increased by the same amount. This program is expected to generate a surplus of approximately \$62K, which is counted as part of the General Fund reserve.
- ◆ ***Parking Programs (Fund 32)***
Revenue from parking citations has decreased by about \$70K annually due primarily to the installation of credit card meters which make it easier for customers to put more money in the meters. While revenue from the meters themselves increased about \$20K, most of that income is offset by the cost of processing the credit cards. Even so, the program generates about \$100K surplus a year that can go towards parking solutions in the downtown.
- ◆ ***Senior Transportation (Fund 36)***
For the past several years, the Senior Transportation program has received a significant amount of their funding from MTC grants. While they have been approved for the newest cycle of those grants totaling \$61,500, the funds will not be received until the Fall of FY16/17. This leaves a shortfall of approximately \$20K in the program for FY15/16. Senior Transportation has asked for an advance of \$20K from the \$40K the Council will contribute in FY16/17 and that advance is reflected both in the proposed budget and the 5-year budget forecast.

◆ **Library Operations (Fund 37)**

- The cost of the Building Maintenance Supervisor is now reflected in regular personnel costs rather than in the individual line items for building maintenance expenses.
- The increased costs of paying the contract staff prevailing wage is currently unknown, however approximately \$30K has been budgeted to cover it for FY15/16. After this year, we should have a better idea of what the actual costs are as well as a strategy to minimize the impact.
- \$120K has been budgeted to replace the audio/video system in the Community Hall. The system currently in place is outdated and the Foundation has indicated that the poor quality has impacted their ability to rent the room on some occasions.
- \$10K is budgeted to replace the grass on the steps of the amphitheater with artificial turf. The current natural grass is not thriving in that location. In addition to increasing the attractiveness of the steps, installing turf will also help conserve water during the drought.
- \$16K has been budgeted to automate the doors of the Community Hall to increase accessibility and \$30K has been budgeted for the bicycle room renovation. The City will transfer money from the General Fund to pay for these projects since they are considered capital expenditures for the building.

Note that at the time of publication, the Library Foundation Board had not yet approved this budget. Managing the Library building is a collaborative effort between the Foundation and the City and therefore no expenditures other than for routine maintenance will be spent without a mutually acceptable agreement in place.

◆ **Core Area Maintenance (Fund 52)**

Includes \$10K to convert old City entrance sign at East End to a second community events board. Note also that the reserve balance for this fund is almost entirely depleted with only \$27K remaining.

HIGHLIGHTS OF TRANSFERS AND SINKING FUND CHANGES

- ◆ Capital Improvement Projects: \$1M contribution which includes \$800K from the waste management mitigation fee. In addition, \$347K was released from excess reserves committed to road repair bringing the total transfer amount to \$1.3M. \$334K remains in the PMP reserve.
- ◆ Supplemental Law Enforcement: \$400K for supplement additional officers.
- ◆ Library Operations: \$156K to fund additional library hours and reimburse the Foundation for public meetings held in the Community Hall; \$30K for the bicycle room renovations; \$16K for automated doors for the Community Hall.
- ◆ Insurance: \$190K for insurance premiums.
- ◆ Senior Transportation: \$60K which includes an additional \$20K to bridge temporary shortfall until grants become available in FY16/17.

- ◆ City Office Development: \$450K as discussed above.
- ◆ Parking Programs: \$450K effective for FY14/15 as discussed above.

Significant Sinking Fund & Reserve Restriction changes include:

- ◆ \$20K released from Youth Committee to pay for new sound system for the Manzanita Room.
- ◆ \$347K released from the Pavement Management Project reserve. \$334K remains in this reserve.
- ◆ \$100K to the Public Art reserve. It is likely that in the next three years, Lafayette will build roundabouts in which public art may be installed. The cost of a single piece of quality art is approximately \$200K. In order to have money available to purchase art for these spaces, staff recommends adding \$50K per year to this fund.
- ◆ \$100K to replenish the Traffic Calming reserve.
- ◆ \$25K in anticipation of replacing the Planning cars with electric or hybrid models over the next two years, including matching grant funding if available.
- ◆ \$191K in the Parking Fund to account for payments made in accordance with the Plaza Way Overlay. This reduces the available cash in the Parking Fund to \$1.1M.

HIGHLIGHTS OF CHANGES IN THE RESERVE STANDARD

The reserve at the end of FY15/16 is estimated to total \$8.4 million (64%). This is \$587K above the Council's 60% target.

FINANCIAL DASHBOARD


The Financial Dashboard is a result of recommendations made by the Contra Costa Grand Jury in an effort to increase Financial Transparency. The metrics (and their calculations) are detailed below:

- ◆ **Days Cash Available** – this basically just translates the reserve balance into a number of days. For the City, a 64% reserve translates to approximately 233 days. That means that the City would be able to operate “normally” without any revenue for 233 days, or almost 9 months.
- ◆ **Budget to Actual Performance** – these metrics show how the City performed relative to the prior year budget. The figures are calculated using the General Fund Expenditure Summary (page 12) and General Fund Revenue Summary (page 35) of the budget. Generally one would like to see expenditures at 100% or lower and revenues at 100% or greater.
- ◆ **Working Capital** – this ratio measures the relationship between current assets and current liabilities. For this purpose, the City uses the General Fund cash balances for the prior fiscal year plus the estimated General Fund revenue for the current fiscal year to calculate “current assets”. This amount is then divided by the “current liabilities” which is calculated by adding estimated General Fund expenditures and transfers for the current fiscal year. This working capital figure for the current fiscal year is 196%, well over the target of 25% suggested by the Grand Jury.

- ◆ **Ratio of Retirement Obligations to General Fund Revenues** – this is calculated by multiplying all regular personnel costs by 15% -- which is the amount the City contributes to employees' 401 plans – and adding in the annual GASB45 payments which fully funds future retirement health obligations. This amount is then divided by the General Fund Revenue. In Lafayette's case, because the City does not participate in PERS, there is very little unfunded retirement obligation because the bulk of retirement benefits are defined-contribution as opposed to defined-benefit.

Recommendation

1. Receive the Proposed FY15/16 Municipal Budget and Workplan, take public testimony and approve Resolution 2015-21.
2. Authorize a transfer of \$450K from Fund 11 (General Fund) to Fund 32 (Parking Fund) for FY14/15.



CITY OF LAFAYETTE

2015-2016 PROPOSED BUDGET

SUMMARY OF FUND BALANCES AND CHANGES

FUND #	FUND	Estimated Fund Balance 7/1/2015	Estimated Revenue FY2015-16	Transfer In	Transfer Out	Estimated Expenditures, FY2015-16	Sinking Funds and Special Reserves	Estimated Fund Balance 6/30/2016	Change in Fund Balance	Loans (Assets) & Liabilities	Cash Position
11	General Fund	\$13,269,459	\$14,435,379	\$25,000	\$2,860,925	\$11,206,753	\$2,653,131	\$11,009,028	(\$2,260,431)	(\$6,089,508)	\$4,919,520
12	Parks Facilities	\$9,462	505,394	37,780	0	672,780	105,000	(225,144)	(234,606)	0	(\$225,144)
14	Capital Improvement Projects	\$177,761	2,179,500	2,247,000	0	4,349,000	254,740	521	(177,240)	0	\$521
16	Public Facilities	\$110,634	108,200	15,000	0	6,650	105,000	122,184	11,550	0	\$122,184
17	Parkland Acquisition	\$1,899,814	366,038	43,560	0	93,560	0	2,215,852	316,038	0	\$2,215,852
31	Recreation Programs	\$352,139	1,262,825	0	30,000	1,200,473	0	384,491	32,352	0	\$384,491
32	Parking Fund	\$1,991,217	460,500	0	0	354,986	191,000	1,905,731	(85,486)	(766,349)	\$1,139,382
34	Vehicle Abatement	\$33,069	12,000	0	0	8,730	0	36,339	3,270	0	\$36,339
36	Senior Transportation	\$30,583	69,400	40,000	0	160,992	0	(21,009)	(51,592)	0	(\$21,009)
37	Library Operations	\$33,879	784,668	202,666	0	987,334	0	33,879	0	0	\$33,879
51	Street Lighting	\$136,764	19,888	0	0	25,000	0	131,652	(5,112)	0	\$131,652
52	Core Area Maintenance	\$154,925	221,673	100,000	0	419,454	30,000	27,144	(127,781)	0	\$27,144
53	Stormwater Pollution	\$304,881	387,278	0	0	451,001	0	241,158	(63,723)	0	\$241,158
60	Lamorinda Fee and Finance	\$267,264	0	0	0	0	0	267,264	0	0	\$267,264
71	Gas Tax	\$1,238,444	539,400	0	600,000	0	0	1,177,844	(60,600)	0	\$1,177,844
72	Meas. J Return-to-Source	\$51,162	454,500	0	300,000	86,444	0	119,218	68,056	0	\$119,218
73	Supp. Law Enf. Services	\$32,409	100,000	400,538	0	500,538	0	32,409	0	0	\$32,409
74	School Bus Program	\$487,692	1,683,028	0	0	2,031,683	0	139,037	(348,655)	0	\$139,037
75	City Office Development	\$2,657,198	3,000	450,000	0	0	0	3,110,198	453,000	0	\$3,110,198
76	Insurance	\$3,482,519	5,300	229,382	0	229,382	400,000	3,087,819	(394,700)	0	\$3,087,819
77	Police Services Special Fund	\$27,831	0	0	0	0	0	27,831	0	0	\$27,831
78	General Obligation Bond Payments	\$1,510,295	752,000	0	0	728,667	0	1,533,628	23,333	0	\$1,533,628
87	Successor Agency	(\$23,411,869)	4,000,000	0	1,466,024	0	0	(20,877,893)	2,533,976	20,889,794	\$11,901
90	Redevelopment Debt	\$1,845,028	0	1,466,024	0	1,466,024	1,844,800	228	(1,844,800)	0	\$228
	GRAND TOTAL	\$6,692,560	\$28,349,971	\$5,256,949	\$5,256,949	\$24,979,450	\$5,583,671	\$4,479,410	(\$2,213,151)		

Discretionary Funds Balances: **\$14,481,338** Discretionary Cash Balances: **\$8,391,830**

CITY OF LAFAYETTE

2015-2016 PROPOSED BUDGET

RESERVE STANDARD & CASH POSITION

Effective Fiscal Year 2013-14, the City Council voted to maintain a targeted minimum reserve balance equivalent to 60% of total General Fund operations. This reserve signals the City Council's intention to maintain the City's strong fiscal position, ensures that a significant buffer exists to fund unforeseen events, and bolsters the City's creditworthiness.

	Actual for June 30, 2014	Estimated for June 30, 2015	Projected for June 30, 2016
CALCULATION OF TARGET RESERVE BALANCE			
General Fund Expenditures	\$9,760,952	\$10,353,146	\$11,206,753
Ongoing General Fund Transfers			
<i>Pavement Management</i>	1,000,000	1,000,000	1,000,000
<i>Core Area Maintenance</i>	100,000	100,000	100,000
<i>Supplementary Law Enforcement</i>	351,917	398,774	400,538
<i>Additional Library Hours</i>	144,283	141,829	202,666
<i>Insurance</i>	168,442	180,349	229,382
Subtotal Transfers	1,764,642	\$1,820,952	\$1,932,586
TOTAL EXPENDITURES + TRANSFERS	11,525,594	12,174,098	13,139,339
Multiply total by goal:	50%	60%	60%
TARGET RESERVE:	\$5,762,797	\$7,304,459	\$7,883,603

ESTIMATED CASH POSITION

	Actual for June 30, 2014	Estimated for June 30, 2015	Projected for June 30, 2016
Fund # Core Operations Funds (net of sinking funds)			
11 General Fund	\$9,678,296	\$10,707,713	\$11,009,028
31 Recreation Programs	315,532	352,139	384,491
76 Insurance	3,177,242	3,132,519	3,087,819
Net Core Operations Fund Balance	13,171,070	14,192,371	14,481,338
Less Accrued RDA Interest & Loans	(6,022,847)	(6,022,847)	(6,089,508)
Total Core Cash Position	7,148,223	8,169,524	8,391,830
% of General Fund Expenditures	62%	67%	64%
Excess Total Cash Position Over GF Reserve Target:	1,385,426	865,066	508,227

Fund # Project Funds			
32 Parking Programs			1,905,731
75 City Offices			3,110,198
Net Project Fund Balance			5,015,929
Less Loans from Parking Programs			(766,349)
Total Cash Position of Project Funds			4,249,580

FINANCIAL DASHBOARD			
Days Cash Available	226	245	233
Budget to Actual Performance			
Expenses	94%	93%	N/A
Revenue	104%	107%	N/A
Working Capital	N/A	N/A	196%
Retirement Obligations as % of General Fund Revenue	4.5%	4.3%	4.1%

5-YEAR BUDGET FORECAST

	Estimated 2014/15	Change	Proposed 2015/16	Change/ Multiplier	Projected 2016/17	Multiplier	Projected 2017/18	Multiplier	Projected 2018/19	Multiplier	Projected 2019/20
Estimated Beginning Fund Balance	7,148,223		8,169,524		8,391,830		8,926,190		9,422,995		9,846,023
Sources											
Property Tax	4,014,369	3%	4,134,800	3%	4,258,844	3%	4,386,609	3%	4,518,208	3%	4,653,754
Sales Tax	2,888,355	10%	3,181,213	-2%	3,115,050	4%	3,237,729	4%	3,364,734	4%	3,494,333
Revenue From State	2,343,990	2%	2,390,870	2%	2,438,687	2%	2,487,461	2%	2,537,210	2%	2,587,954
Franchise Tax	1,824,527	15%	2,106,000	2%	2,148,120	2%	2,191,082	2%	2,234,904	2%	2,279,602
Investments	160,000	-6%	150,000	2%	153,000	2%	156,060	2%	159,181	2%	162,365
Hotel Tax	699,900	-4%	675,000	2%	688,500	2%	702,270	2%	716,315	2%	730,642
Property Transfer Tax	366,533	-5%	350,000	2%	357,000	2%	364,140	2%	371,423	2%	378,851
Misc Fees, Fines, Revenue, COPS Grant	847,000	-24%	647,496	2%	660,446	2%	673,655	2%	687,128	2%	700,870
Planning Fees	835,000	8%	900,000	2%	918,000	2%	936,360	2%	955,087	2%	974,189
Total Sources	13,979,674	4%	14,535,379	2%	14,737,647	3%	15,135,367	3%	15,544,190	3%	15,962,561
Uses											
Police	5,183,689	2.5%	5,311,273	4.5%	5,550,280	4.5%	5,800,043	4.5%	6,061,045	4.5%	6,333,792
Public Works	1,562,210	27%	1,987,976	3%	2,047,615	3%	2,109,044	3%	2,172,315	3%	2,237,485
Administration	1,720,648	11%	1,916,810	3%	1,974,315	3%	2,033,544	3%	2,094,550	3%	2,157,387
Council/Commissions	1,296,158	-1%	1,282,300	3%	1,320,769	3%	1,360,393	3%	1,401,204	3%	1,443,240
Planning & Engineering	927,729	17%	1,088,436	3%	1,121,089	3%	1,154,722	3%	1,189,364	3%	1,225,045
Expenses	161,486	-25%	120,495	3%	124,110	3%	127,833	3%	131,668	3%	135,618
Potential Savings			(200,000)		(200,000)		(200,000)		(200,000)		(200,000)
Subtotal	10,851,920	6%	11,507,291	4%	11,938,179	4%	12,385,579	4%	12,850,147	4%	13,332,567
General Fund Transfers to:											
Public Facilities	67,030	36%	91,339	0%	91,339	0%	91,339	0%	91,339	0%	91,339
Capital Improvement Program	1,451,622	-7%	1,347,000	0%	1,000,000	0%	1,000,000	0%	1,000,000	0%	1,000,000
Library Operations	141,829	43%	202,666	2%	159,799	2%	162,995	2%	166,255	2%	169,580
Core Area Maintenance	115,000	-13%	100,000	0%	100,000	0%	100,000	0%	100,000	0%	100,000
Senior Transportation	40,000	50%	60,000	3%	20,000	0%	40,000	0%	40,000	0%	40,000
Insurance	180,349	27%	229,382	2%	233,970	2%	238,649	2%	243,422	2%	248,290
Library Maintenance Sinking Fund	50,000	0%	50,000	0%	50,000	0%	50,000	0%	50,000	0%	50,000
Stormwater Pollution Sinking Fund	60,000	17%	70,000	14%	80,000	13%	90,000	11%	100,000	-100%	-
Insurance Reserve	50,000	0%	50,000	0%	50,000	0%	-	0%	-	0%	-
Sinking Funds	(446,473)	-94%	(28,615)	0%	80,000	0%	80,000	0%	80,000	0%	80,000
Additional Road Repair Funds					400,000		400,000		400,000		400,000
Parking Fund Capitalization											
City Office Fund Capitalization	450,000		450,000								
Subtotal	2,159,357		2,621,772	-14%	2,265,108	-1%	2,252,983	1%	2,271,016	-22%	1,779,210
Total Uses	13,011,277	9%	14,129,064	1%	14,203,287	3%	14,638,562	3%	15,121,163	0%	15,111,776
Surplus or Deficit?:	968,397		406,315		534,360		496,805		423,028		850,784
Projected Ending Fund Balance	8,169,524		8,391,830	6%	8,926,190	6%	9,422,995	4%	9,846,023	9%	10,696,807
% of General Fund Expenditures	67%		64%		65%		66%		67%		72%

*Note that figures for revenue and transfers may differ due to adjustments made for accounting purposes (e.g. to net out capitalized interest and consolidate revenue from other sources such as COPS grants).

**CITY OF LAFAYETTE
2015-2016 PROPOSED BUDGET
SUMMARY OF CAPITAL IMPROVEMENT PROGRAM**

15 May 15

CY	Project Name / Funding Source	Park Fees	State and Federal Grants & Measures	Private Contributions	Measure J	Gas Tax	General Fund	LFFA	Drainage Impact Fees	Fund Balances	Total
FUND 12 - PARKS FACILITIES											
9174	Manzanita Building Construction	406,144	48,250							145,606	\$600,000
9178	Leign Creekside Park			50,000			22,780				\$22,780
	Overhead										
	Subtotal	\$406,144	\$48,250	\$50,000	\$0	\$0	\$22,780	\$0	\$0	\$145,606	\$672,780

FUND 14 - CAPITAL IMPROVEMENT PROJECTS											
	TBD		2,102,000		300,000	600,000	1,347,000				4,349,000
	Subtotal	\$0	\$2,102,000	\$0	\$300,000	\$600,000	\$1,347,000	\$0	\$0	\$0	4,349,000

	GRAND TOTAL:	\$406,144	\$2,150,250	\$50,000	\$300,000	\$600,000	\$1,369,780	\$0	\$0	\$145,606	\$5,021,780
--	---------------------	-----------	-------------	----------	-----------	-----------	-------------	-----	-----	-----------	-------------

CITY OF LAFAYETTE
2015-2016 PROPOSED BUDGET
SINKING FUNDS AND RESERVE RESTRICTIONS

for specific purposes as follows:		<i>Actual for June 30, 2013</i>	<i>Actual for June 30, 2014</i>	<i>Estimated for June 30, 2015</i>	<i>Proposed for June 30, 2016</i>	<i>Fiscal Year Difference</i>
11 General Fund						
341.2	Youth Committee Fund Raising Efforts	18,347	21,376	22,065	2,000	(\$20,065)
341.3	Environmental Task Force	0	7,200	7,200	7,200	\$0
341.4	Bikeways Plan Update	14,000	14,000	14,000	14,000	\$0
341.5	Stormwater Pollution	0	50,000	110,000	180,000	\$70,000
341.6	PMP Reserve	1,900,000	1,133,741	681,341	334,341	(\$347,000)
341.7	BART Pathway Project	0	96,054	208,554	208,554	\$0
341.8	CalRecycle Grant	0	6,280	0	0	\$0
342.1	Public Art	0	4,000	4,000	104,000	\$100,000
342.2	In Lieu Tree Payments	29,525	858	14,500	28,000	\$13,500
342.4	Library Maintenance	150,000	200,000	250,000	300,000	\$50,000
342.5	Accrued vacation liability	556,542	622,458	638,019	653,969	\$15,950
343.2	Rehab of Medians	125,000	125,000	125,000	125,000	\$0
343.4	Traffic Calming Programs	15,637	15,285	1,100	101,100	\$100,000
343.5	EMBUD Pathway Woodbury Maintenance	0	0	25,000	25,000	\$0
344.0	Replacement fund for public works vehicles	60,000	60,000	60,000	60,000	\$0
344.1	Replacement fund for Planning & Engineering vehicles	50,000	70,000	70,000	95,000	\$25,000
344.2	Purchase/Replacement of police vehicles & Police Transition	349,367	363,367	192,367	246,367	\$54,000
344.3	Computer Replacement	45,000	20,000	40,000	60,000	\$20,000
344.5	Retiree Medical Benefits (GASB45)	18,600	18,600	18,600	18,600	\$0
344.7	Ballfield Rehabilitation	60,000	70,000	80,000	90,000	\$10,000
	Subtotal	\$3,392,018	\$2,898,219	\$2,561,746	\$2,653,131	\$91,385
12 Parks Facilities						
384.0	Playground Equipment sinking fund	60,000	75,000	90,000	105,000	\$15,000
	Parkland Acquisition	0	0	0	0	\$0
	Subtotal	\$60,000	\$75,000	\$90,000	\$105,000	\$15,000
14 Capital Improvement Projects						
340.0	Drainage Impact Fees	84,781	82,439	44,100	88,000	\$43,900
348.0	Reliez Valley Traffic Control Funding	37,440	37,440	37,440	37,440	\$0
348.1	EBMUD Fresh Connection Pathway Install	0	25,000	25,000	25,000	\$0
348.2	City Share LFFA Fee	0	467,326	46,826	76,800	\$29,974
348.3	EBMUD Pathway - Merrill Gardens	0	0	15,000	15,000	\$0
352.0	Walkway Development Fees	\$20,874	\$363	\$9,242	\$12,500	\$3,258
381.5	Median Reserve (*2)	25,000	0	0	0	\$0
	Subtotal	\$168,095	\$612,568	\$177,608	\$254,740	\$77,132
16 Public Facilities						
351.1	Public Works Yard Sinking Maintenance Fund	25,000	30,000	35,000	40,000	\$5,000
351.3	Community Center Sinking Maintenance Fund (Roof Replacement)	\$35,000	\$45,000	\$55,000	\$65,000	\$10,000
	Subtotal	\$60,000	\$75,000	\$90,000	\$105,000	\$15,000
32 Parking Fund						
341.55	Plaza Way Parking Overlay	\$0	\$0	\$167,000	\$191,000	\$24,000
	Subtotal	\$0	\$0	\$167,000	\$191,000	\$24,000
52 Core Area Maintenance						
340	Street Light Replacement and Maintenance Fund	\$45,000	\$0	\$15,000	\$30,000	\$15,000
	Subtotal	\$45,000	\$0	\$15,000	\$30,000	\$15,000
76 Insurance						
200	Insurance Reserve	\$250,000	\$300,000	\$350,000	\$400,000	\$50,000
	Subtotal	\$250,000	\$300,000	\$350,000	\$400,000	\$50,000
95 RDA Debt						
	Debt Service Reserve Fund	\$1,881,708	\$1,843,755	\$1,844,259	\$1,844,800	\$541
	Subtotal	\$1,881,708	\$1,843,755	\$1,844,259	\$1,844,800	\$541
TOTAL - RESTRICTED RESERVES		\$5,856,821	\$5,804,542	\$5,295,613	\$5,583,671	(\$508,929)

NOTES

**CITY OF LAFAYETTE
2015-2016 PROPOSED BUDGET
SCHEDULE OF FUND TRANSFERS**

FUND #	FUND	TRANSFER TO:					TRANSFER FROM:					TOTAL
		11	31	71	72	91	11	31	71	72	91	
11	General Fund		25,000				25,000					25,000
12	Parks Facilities	37,780										37,780
14	Capital Improvement Projects	1,347,000		600,000	300,000							2,247,000
16	Public Facilities	10,000	5,000									15,000
17	Parkland Acquisition	43,560										43,560
31	Recreation Programs											-
32	Parking Fund											-
34	Vehicle Abatement											-
36	Senior Transportation	40,000										40,000
37	Library Operations	202,666										202,666
51	Street Lighting											-
52	Core Area Maintenance	100,000										100,000
53	Stormwater Pollution											-
71	Gas Tax											-
72	Meas. J Return-to-Source											-
73	Supp. Law Enf. Services	400,538										400,538
74	School Bus Program											-
75	City Office Development	450,000										450,000
76	Insurance	229,382										229,382
78	General Obligation Bond Payments											-
79	Road & Drain Bond Proceeds											-
90	Successor Agency											-
90	Redevelopment Debt									1,466,024		1,466,024
	TOTAL	2,860,925	30,000	600,000	300,000					1,466,024		5,256,949

CITY OF LAFAYETTE

2015-2016 PROPOSED BUDGET

APPROPRIATION LIMITATION

DESCRIPTION

The Appropriations Limitation imposed on cities by Propositions 4 and 111 creates restrictions on the amount of revenue that can be appropriated in any fiscal year. The limit is based on actual appropriations during the 1978-79 fiscal year and is increased each year using the growth of population and inflation. Not all revenues are restricted by the limit, only those referred to as "proceeds of taxes."

In addition, proceeds of taxes can be spent on several types of appropriations that do not count against the limit. The law allows a city to spend tax proceeds on voter approved debt and the costs of complying with court orders and federal mandates, with certain restrictions. Proposition 111 expanded these exempt categories to include expenditures of "qualified capital outlay" beginning in 1990-91. Appropriations for these excludable categories do not count against the limit.

CALCULATION OF LIMIT						
Fiscal Year	Change in Population	Change in Per Capita Personal Income	Total Increase	Annual Appropriations Limitation	Current Anticipated Revenue	Amount Under / (Over) Limit
1978-79				\$2,678,911		
1979-80				3,027,206		
1980-81				3,367,050		
1981-82				3,677,799		
1982-83				3,927,753		
1983-84				4,064,276		
1984-85				4,346,318		
1985-86				4,494,093		
1986-87				4,623,972		
1987-88	1.0190	1.0347	1.0544	4,875,328		
1988-89	1.0233	1.0466	1.0710	5,221,407		
1989-90	1.0274	1.0519	1.0807	5,642,890		
1990-91	1.0316	1.0421	1.0750	6,066,278		
1991-92	1.0269	1.0414	1.0694	6,487,360		
1992-93	1.0205	0.9936	1.0140	6,577,981		
1993-94	1.0210	1.0272	1.0488	6,898,797		
1994-95	1.0162	1.0071	1.0234	7,060,332		
1995-96	1.0179	1.0472	1.0659	7,525,925		
1996-97	1.0087	1.0467	1.0558	7,945,919		
1997-98	1.0086	1.0467	1.0557	8,388,519		
1998-99	1.0161	1.0415	1.0583	8,877,303		
1999-00	1.0114	1.0453	1.0572	9,385,231		
2000-01	1.0061	1.0491	1.0555	9,906,106		
2001-02	1.0171	1.0782	1.0966	10,863,405		
2002-03	1.0176	0.9873	1.0047	10,914,207		
2003-04	1.0430	1.0231	1.0671	11,646,477		
2004-05	1.0120	1.0328	1.0452	\$12,172,824		
2005-06	1.0180	1.0526	1.0715	\$13,043,750		
2006-07	1.0000	1.0396	1.0396	\$13,560,283		
2007-08	1.0113	1.0442	1.0560	\$14,319,651		
2008-09	1.0136	1.0429	1.0571	\$15,137,066		
2009-10	1.0116	1.0062	1.0179	\$15,407,595		
2010-11	1.0110	0.9746	0.9853	\$15,181,420		
2011-12	1.0077	1.0330	1.0410	\$15,803,162		
2012-13	1.0068	1.0377	1.0448	\$16,510,454		
2013-14	1.0747	1.0595	1.1386	\$18,799,575		
2014-15	1.0128	0.9977	1.0105	\$18,996,417		
2015-16	1.0880	1.0382	1.1296	\$21,457,623	\$14,435,379	\$7,022,244

CITY OF LAFAYETTE
2015-2016 PROPOSED BUDGET
EXPENDITURE SUMMARY - GENERAL FUND

42139

		<i>Actual 2012-2013 Expenditures</i>	<i>Actual 2013-2014 Expenditures</i>	<i>Final 2014-2015 Budget</i>	<i>Estimated 2014-2015 Expenditures</i>	<i>Proposed 2015-2016 Budget</i>	<i>Increase Over Budget</i>	<i>Trends</i>
PERSONNEL SERVICES								
702	Regular Personnel	\$2,449,201	\$2,469,746	\$2,447,347	\$2,437,832	\$2,423,205	-1.0%	
705	Temporary Personnel	70,814	55,300	79,724	70,999	78,724	-1.3%	
708	Overtime	23,617	17,837	21,500	18,500	14,500	-32.6%	
711	Social Security	177,537	172,021	192,529	192,609	192,507	0.0%	
714	Worker's Compensation	25,858	25,932	60,602	61,717	65,050	7.3%	
721	Fringe Benefits	805,470	804,863	794,846	794,846	825,811	3.9%	
	Subtotal PERSONNEL	\$3,552,496	\$3,545,699	\$3,596,547	\$3,576,502	\$3,599,797	0.1%	

OPERATIONS AND MAINTENANCE

741	Office Supplies	\$24,353	\$20,839	\$18,582	\$18,599	\$19,087	2.7%	
743	Postage	7,374	7,758	12,278	11,324	11,838	-3.6%	
745	Printing & Binding	11,501	17,537	19,250	15,950	19,150	-0.5%	
746	Books & Software	6,371	25,826	21,550	25,650	21,800	1.2%	
748	Special Departmental Supplies	92,389	72,650	95,000	58,586	93,100	-2.0%	
751	Maintenance of Vehicles	188,414	160,126	137,700	137,031	140,400	2.0%	
761	Maintenance of Equipment	13,432	18,215	18,000	19,333	25,500	41.7%	
771	Maintenance of Buildings	17,051	16,534	18,000	19,028	17,040	-5.3%	
781	Maintenance of Right of Way	663	0	0	0	0	0.0%	
791	Miscellaneous Expenses Under \$500	23,903	14,755	18,800	14,615	18,900	0.5%	
801	Utilities-Water	85,485	82,976	73,700	85,500	91,400	24.0%	
805	Utilities-Sewer	26,108	21,832	7,455	8,369	7,440	-0.2%	
811	Utilities-Gas & Electric	38,593	40,689	38,200	36,890	42,500	11.3%	
821	Utilities-Telephones	53,909	55,511	58,960	63,838	66,135	12.2%	
825	Utilities-Garbage Disposal	0	0	0	0	0	0.0%	
831	Utilities-Street Lighting	0	0	0	0	0	0.0%	
835	Utilities-Traffic Signals	13,303	12,052	14,500	11,573	14,500	0.0%	
841	Rental Expense	327,014	304,658	333,451	331,028	328,522	-1.5%	
843	Training	47,342	40,117	64,145	57,930	67,845	5.8%	
850	Contingency	0	0	0	0	0	0.0%	
851	Advertising/Legal Notices	11,288	9,719	6,170	10,070	9,370	51.9%	
853	Community Promotion	43,554	74,152	46,000	49,900	46,000	0.0%	
861	Contractual Services	2,540,689	1,672,110	2,138,878	1,750,865	2,083,672	-2.6%	
862	Reimbursable Emergency Response	23,975	8,034	32,000	20,934	30,000	-6.3%	
862	Contract Sheriff Services	3,062,824	3,041,825	3,826,715	3,826,715	3,995,904	4.4%	
866	Contractual-Recreation	9,085	8,093	13,000	8,000	13,000	0.0%	
881	Premium Payment-Liability	0	0	0	0	0	0.0%	
885	Insurance and Surety Bonds	0	0	0	0	0	0.0%	
891	Claims Payments	0	0	0	0	0	0.0%	
892	Debt Service	0	0	0	0	0	0.0%	
896	Insurance Reserve	0	0	0	0	0	0.0%	
	Subtotal OP'S AND MAINTENANCE	\$6,668,618	\$5,726,006	\$7,012,335	\$6,581,728	\$7,163,104	2.2%	

CAPITAL OUTLAY

902	Land	\$0	\$0	\$0	\$0	\$0	0.0%	
906	Improvements	114,162	164,359	130,500	18,442	188,500	44.4%	
907	Equipment	211,890	324,887	142,000	156,474	56,565	-60.2%	
908	Depreciation-Capital Equipment	0	0	0	0	0	0.0%	
	Subtotal CAPITAL OUTLAY	\$326,052	\$489,246	\$272,500	\$174,916	\$245,065	-10.1%	

BASE PROGRAM COST	\$10,547,166	\$9,760,952	\$10,881,382	\$10,333,146	\$11,007,965	1.2%	
--------------------------	---------------------	--------------------	---------------------	---------------------	---------------------	-------------	--

999	Total Savings Carried Forward	\$0	\$0	\$226,717	\$20,000	\$198,788	-12.3%	
-----	-------------------------------	-----	-----	-----------	----------	-----------	--------	--

TOTAL G.F. EXPENDITURES	\$10,547,166	\$9,760,952	\$11,108,098	\$10,353,146	\$11,206,753	0.9%	
--------------------------------	---------------------	--------------------	---------------------	---------------------	---------------------	-------------	--

CITY OF LAFAYETTE
 2015-2016 PROPOSED BUDGET
 EXPENDITURE SUMMARY - ALL DEPARTMENTS

15-May-15

		<i>Actual 2012-2013 Expenditures</i>	<i>Actual 2013-2014 Expenditures</i>	<i>Final 2014-2015 Budget</i>	<i>Estimated 2014-2015 Expenditures</i>	<i>Proposed 2015-2016 Budget</i>	<i>Increase Over Budget</i>	<i>Trends</i>
PERSONNEL SERVICES								
702	Regular Personnel	\$3,679,707	\$3,751,013	\$3,755,002	\$3,772,991	\$3,787,805	0.9%	
705	Temporary Personnel	384,756	394,798	411,724	397,999	415,724	1.0%	
708	Overtime	30,927	34,442	26,500	23,500	19,500	-26.4%	
711	Social Security	292,697	291,354	318,345	320,529	323,062	1.5%	
714	Worker's Compensation	41,668	42,706	93,686	95,516	109,292	16.7%	
721	Fringe Benefits	1,242,486	1,250,952	1,240,597	1,235,635	1,288,802	3.9%	
Subtotal PERSONNEL		\$5,672,241	\$5,765,265	\$5,845,854	\$5,846,170	\$5,944,185	1.7%	

OPERATIONS AND MAINTENANCE

741	Office Supplies	\$34,644	\$33,843	\$31,584	\$32,314	\$32,887	4.1%	
743	Postage	24,427	25,927	28,843	27,966	28,795	-0.2%	
745	Printing & Binding	38,775	41,112	51,798	47,950	51,196	-1.2%	
746	Books & Software	6,550	26,052	21,700	25,843	21,950	1.2%	
748	Special Departmental Supplies	144,826	134,670	154,518	114,788	152,800	-1.1%	
751	Maintenance of Vehicles	224,296	203,035	187,700	182,031	190,400	1.4%	
761	Maintenance of Equipment	19,147	21,536	49,770	51,087	47,900	-3.8%	
771	Maintenance of Buildings	262,842	263,994	302,250	291,586	224,840	-25.6%	
781	Maintenance of Right of Way	663	0	0	0	0	0.0%	
791	Miscellaneous Expenses Under \$500	24,320	14,859	19,400	15,115	19,500	0.5%	
801	Utilities-Water	122,088	120,249	106,200	123,397	125,250	17.9%	
805	Utilities-Sewer	29,272	26,445	11,255	13,817	12,990	15.4%	
811	Utilities-Gas & Electric	122,971	133,917	132,500	135,054	143,500	8.3%	
821	Utilities-Telephones	73,394	74,130	78,365	84,240	86,315	10.1%	
825	Utilities-Garbage Disposal	401	0	2,000	2,000	2,000	0.0%	
831	Utilities-Street Lighting	56,547	55,655	67,000	67,000	67,000	0.0%	
835	Utilities-Traffic Signals	13,303	12,052	14,500	11,573	14,500	0.0%	
841	Rental Expense	407,008	388,590	436,440	434,767	430,740	-1.3%	
843	Travel and Training	48,846	41,960	70,788	63,896	74,628	5.4%	
850	Contingency	0	0	0	0	200,000	N/A	
851	Advertising/Legal Notices	14,323	10,561	7,365	11,720	11,165	51.6%	
853	Community Promotion	199,791	247,733	267,875	271,775	277,875	3.7%	
861	Contractual Services	4,607,111	3,915,465	4,411,582	3,925,335	4,479,627	1.5%	
861.5	Reimbursable Emergency Response	39,116	17,699	45,000	28,934	43,000	-4.4%	
862	Contract Sheriff Services	3,494,748	3,493,742	4,325,489	4,325,489	4,496,442	4.0%	
866	Contractual-Recreation	335,984	355,120	358,000	497,500	493,000	37.7%	
881	Premium Payment-Liability	189,243	209,308	165,349	165,349	214,382	29.7%	
885	Insurance and Surety Bonds	0	79	25,959	26,034	26,175	0.8%	
891	Claims Payments	441,728	3,386	1,430,857	1,430,857	2,548,976	78.1%	
892	Debt Service	4,129,327	4,339,308	3,636,362	3,498,123	2,194,691	-39.6%	
896	Insurance Reserve	0	0	0	0	0	0.0%	
Subtotal OP'S AND MAINTENANCE		\$15,105,692	\$14,210,428	\$16,447,450	\$15,905,540	\$16,719,523	1.7%	

CAPITAL OUTLAY

902	Land	\$0	\$1,974,914	\$0	\$0	\$0	0.0%	
906	Improvements	2,961,535	3,835,837	7,720,223	7,471,030	4,589,259	-40.6%	
907	Equipment	397,999	376,666	231,700	245,174	127,065	-45.2%	
908	Depreciation-Capital Equipment	0	0	0	0	0	0.0%	
Subtotal CAPITAL OUTLAY		\$3,359,534	\$6,187,417	\$7,951,923	\$7,716,204	\$4,716,324	-40.7%	

BASE PROGRAM COST	\$24,137,467	\$26,163,110	\$30,245,227	\$29,467,914	\$27,380,033	-9.5%	
--------------------------	---------------------	---------------------	---------------------	---------------------	---------------------	--------------	--

999	Total Savings Carried Forward	\$0	\$0	\$226,717	\$20,000	\$198,788	-12.3%	
-----	-------------------------------	-----	-----	-----------	----------	-----------	--------	--

TOTAL EXPENDITURES	\$24,137,467	\$26,163,110	\$30,471,944	\$29,487,914	\$27,578,821	-9.5%	
---------------------------	---------------------	---------------------	---------------------	---------------------	---------------------	--------------	--

CITY OF LAFAYETTE
2015-2016 PROPOSED BUDGET
EXPENDITURE SUMMARY - ALL DEPARTMENTS

GENERAL FUND		<i>Actual</i> 2012-2013 <i>Expenditures</i>	<i>Actual</i> 2013-2014 <i>Expenditures</i>	<i>Final</i> 2014-2015 <i>Budget</i>	<i>Estimated</i> 2014-2015 <i>Expenditures</i>	<i>Proposed</i> 2015-2016 <i>Budget</i>	<i>Increase</i> <i>Over</i> <i>Budget</i>	<i>Trends</i>
<i>Council, Commissions, and Community Support</i>								
110	City Council	\$143,552	\$88,746	\$224,306	\$112,450	\$111,950	-50.1%	
115	Public Art	0	19,064	26,549	26,498	27,999	5.5%	
120	Circulation Commission	131,731	141,897	227,600	148,200	139,073	-38.9%	
130	Crime Prevention Com.	7,291	8,277	10,000	10,000	26,538	165.4%	
140	Parks, Trails & RecCommission	62,776	68,149	82,884	82,884	97,240	17.3%	
141	Senior Services	117,911	113,801	126,249	124,004	127,164	0.7%	
142	Youth Commission	39,165	40,239	56,026	45,026	82,360	47.0%	
150	Planning Commission	392,382	435,146	418,590	418,590	351,063	-16.1%	
151	Design Rev. Commission	292,949	347,525	328,506	328,506	308,499	-6.1%	
152	Environmental Task Force	0	0	0	0	10,415	N/A	
	Subtotal	\$1,187,756	\$1,262,843	\$1,500,710	\$1,296,158	\$1,282,300	-14.6%	
<i>Police Services</i>								
210	Police Services	\$3,463,197	\$3,418,858	\$4,139,933	\$4,114,933	\$4,238,989	2.4%	
220	Emergency Prep. Comm.	21,070	24,399	26,050	26,050	26,050	0.0%	
230	Crossing Guards	39,711	39,605	45,158	45,158	45,158	0.0%	
215	Traffic Enforcement	449,144	462,693	498,774	498,774	500,538	0.4%	
	Subtotal	\$3,973,123	\$3,945,555	\$4,709,915	\$4,684,915	\$4,810,735	2.1%	
<i>Public Works</i>								
310	Road & Drain Maintenance	\$796,157	\$753,110	\$789,671	\$712,932	\$820,659	3.9%	
320	Traffic Maintenance	317,424	306,230	415,366	240,475	449,137	8.1%	
340	Parks & Trails Maint.	350,876	325,243	352,082	339,382	338,375	-3.9%	
350	Comm. Ctr. Maint.	195,542	249,061	245,608	219,420	329,805	34.3%	
360	Emergency Response	854,527	0	50,000	50,000	50,000	0.0%	
	Subtotal	\$2,514,526	\$1,633,644	\$1,852,728	\$1,562,210	\$1,987,976	7.3%	
<i>Planning and Engineering</i>								
410	Planning Services	\$691,961	\$453,806	\$544,297	\$519,297	\$585,190	7.5%	
415	Code Enforcement	134,694	128,134	148,011	148,011	171,758	16.0%	
420	Engineering Services	212,423	249,374	268,014	260,422	331,488	23.7%	
	Subtotal	\$1,039,078	\$831,314	\$960,322	\$927,729	\$1,088,436	13.3%	
<i>Administration</i>								
510	City Manager	\$448,218	\$474,983	\$504,633	\$499,341	\$483,345	-4.2%	
520	Legal Services	292,891	433,074	428,431	283,431	435,284	1.6%	
530	City Clerk	126,195	136,075	169,338	144,338	180,277	6.5%	
540	Administrative Services	748,491	711,709	670,327	647,124	685,626	2.3%	
560	Technology Services	101,134	189,279	141,614	146,414	132,277	-6.6%	
	Subtotal	\$1,716,928	\$1,945,119	\$1,914,343	\$1,720,648	\$1,916,810	0.1%	
<i>Rent and Expenses</i>								
550	Rent and Expenses	\$115,755	\$142,476	\$170,081	\$161,486	\$120,495	-29.2%	
	Subtotal General Fund	\$10,547,166	\$9,760,952	\$11,108,098	\$10,353,146	\$11,206,753	0.9%	

CITY OF LAFAYETTE
2015-2016 PROPOSED BUDGET
EXPENDITURE SUMMARY - ALL DEPARTMENTS

		<i>Actual 2012-2013 Expenditures</i>	<i>Actual 2013-2014 Expenditures</i>	<i>Final 2014-2015 Budget</i>	<i>Estimated 2014-2015 Expenditures</i>	<i>Proposed 2015-2016 Budget</i>	<i>Increase Over Budget</i>
<i>CAPITAL IMPROVEMENT FUNDS</i>							
12	Parks Facilities	\$149,542	\$146,271	\$1,736,543	\$1,643,025	\$672,780	-61.3%
14	Capital Improvement Projects	3,501,096	4,261,558	6,546,345	6,546,345	4,349,000	-33.6%
16	Public Facilities	0	2,098,779	118,000	120,033	6,650	-94.4%
17	Parkland Acquisition	0	10,484	10,506	10,506	93,560	790.5%
	Subtotal	\$3,650,638	\$6,517,093	\$8,411,394	\$8,319,909	\$5,121,989	-39.1%

<i>ENTERPRISE FUNDS</i>							
31	Recreation Programs	\$988,395	\$1,064,898	\$1,042,497	\$1,180,997	\$1,200,473	15.2%
32	Parking Fund	425,882	337,981	358,367	370,367	354,986	-0.9%
34	Vehicle Abatement	6,298	7,257	8,338	8,338	8,730	4.7%
36	Senior Transportation	122,301	113,778	167,781	148,956	160,992	-4.0%
37	Library Operations	628,982	655,897	821,384	769,045	987,334	20.2%
	Subtotal	\$2,171,858	\$2,179,810	\$2,398,366	\$2,477,703	\$2,712,515	13.1%

<i>ASSESSMENT DISTRICT FUNDS</i>							
51	Street Lighting	\$11,574	\$19,004	\$25,000	\$25,000	\$25,000	0.0%
52	Core Area Maintenance	387,405	395,893	388,804	363,014	419,454	7.9%
53	Stormwater Pollution	393,576	413,401	460,472	413,461	451,001	-2.1%
	Subtotal	\$792,554	\$828,299	\$874,276	\$801,475	\$895,455	2.4%

<i>GOVERNMENTAL FUNDS</i>							
71	Gas Tax	\$0	\$0	\$0	\$0	\$0	0.0%
72	Meas.J Return-to-Source	90,014	94,986	103,567	103,567	86,444	-16.5%
73	Supp. Law Enf. Services	431,924	451,917	498,774	498,774	500,538	0.4%
74	School Bus Program	1,706,629	1,730,959	1,780,391	1,781,502	2,031,683	14.1%
75	City Office Development	5,464	1,231	0	0	0	0.0%
76	Insurance	183,845	188,061	180,349	180,349	229,382	27.2%
77	Police Services Special Fund	0	0	7,000	0	7,000	0.0%
78	General Obligation Bond Payments	765,939	764,939	868,076	729,837	728,667	-16.1%
	Subtotal	\$3,183,816	\$3,232,093	\$3,438,158	\$3,294,029	\$3,583,714	4.2%

<i>REDEVELOPMENT AGENCY</i>							
87	Successor Agency	\$1,955,303	\$1,812,804	\$2,857,509	\$2,857,509	\$2,592,371	-9.3%
95	Redevelopment Debt	1,833,437	1,833,289	1,384,143	1,384,143	1,466,024	5.9%
	Subtotal	\$3,788,740	\$3,646,093	\$4,241,652	\$4,241,652	\$4,058,395	-4.3%

GRAND TOTAL OF ALL FUNDS		\$24,134,772	\$26,164,340	\$30,471,944	\$29,487,914	\$27,578,821	-9.5%
---------------------------------	--	---------------------	---------------------	---------------------	---------------------	---------------------	--------------

**City of Lafayette
Investment Policy
Amended/Approved 12/15/2005**

I. Introduction

The purpose of this document is to identify various policies and procedures that control the investment of City funds.

The investment policies and practices of the City of Lafayette ("the City") are based on state law and prudent money management. All funds will be invested in accordance with this Policy, and California government Code Sections 53601, et seq. If the City issues bonds in the future, the investment of bond proceeds will be further restricted by the provisions of relevant bond documents.

II. Scope

This policy covers all funds (except retirement funds) and investment activities under the direction of the City.

III. Objectives

The primary objectives, in priority order, of the investment activities of the City shall be:

- 1) Safety. The first priority for the investment program shall be the safety of principal investment. Speculation or risky investment media will be avoided even though high interest rates might be offered.
- 2) Liquidity. Investments must be carefully coordinated with the City's periodic cash needs. It is urgent that current available cash not be assigned to an investment with a time commitment which will result in the shortage of cash for either operations or capital purposes at some future time.
- 3) Return on Investment. After exercising maximum safety in investment media and responsible spacing of maturity, every effort shall then be made to obtain the highest earnings from investments of City money within the limits prescribed by State law for local government investment.

IV. Delegation of Authority

The management responsibility for the investment program is hereby delegated to the City Manager or his/her designee who shall monitor and review all investments for consistency with this investment policy. No person may engage in an investment transaction except as provided under the limits of this policy. The City may delegate its investment decision making and execution authority to an investment advisor. The advisor shall follow the policy and such other written instructions as are provided.

V. Ethics and Conflict of Interest

City employees and officers involved in the investment process shall refrain from personal business activities that materially conflicts with proper execution of the investment program, or impairs their ability to make impartial decisions.

VI. Permitted Investment Instruments

1. Government obligations for which the full faith and credit of the United State are pledged for the payment of principal and interest.
2. Federal agency or United States government-sponsored enterprise obligations, participations, or other instruments, including those issued by or fully guaranteed as to principal and interest by federal agencies or United States government-sponsored enterprises.
3. Commercial paper rated in the highest short-term rating category, as provided for by a nationally recognized statistical-rating organization (NRSRO). The entity that issues the commercial paper shall meet all of the following conditions in either paragraph (1) or paragraph (2):
 - (1) The entity meets the following criteria:
 - (A) Is organized and operating in the United States as a general corporation.
 - (B) Has total assets in excess of five hundred million dollars (\$500,000,000).
 - (C) Has debt other than commercial paper, if any, that is rated "A" or higher by a NRSRO.
 - (2) The entity meets the following criteria:
 - (A) Is organized within the United States as a special purpose corporation, trust, or limited liability company.
 - (B) Has program wide credit enhancements including, but not limited to, over collateralization, letters of credit, or surety bond.
 - (C) Has commercial paper that is rated "A-1" or higher, or the equivalent, by a NRSRO. Eligible commercial paper shall have a maximum maturity of 270 days or less. Purchases of eligible commercial paper may not exceed 25 percent of the City's investment portfolio, nor may purchases represent more than 10 percent of the outstanding paper of an issuing corporation.
4. FDIC insured or fully collateralized time certificates of deposit in financial institutions located in California.
5. Negotiable certificates of deposit or deposit notes issued by a nationally or state-chartered bank or a state or federal savings and loan association or by a state-licensed branch of a foreign bank; provided that the senior debt obligations of the issuing institution are rated "AA" or better by Moody's or Standard & Poor's.

Purchase of negotiable certificates of deposit may not exceed 30 percent of the City's investment portfolio.

6. State of California's Local Agency Investment Fund.

7. Fully FDIC insured savings account or money market account.
8. Shares of beneficial interest issued by diversified management companies, as defined in Section 23701m of the Revenue and Taxation Code, investing in the securities and obligations authorized by sections a through m of Government Code section 53601. To be eligible for investment pursuant to this subdivision these companies shall either: (1) attain the highest ranking letter or numerical rating provided by not less than two of the three largest nationally recognized rating services or (2) have an investment advisor registered with the Securities and Exchange Commission with not less than five years experience investing in securities and obligations authorized by Government Code Section 53601 and with assets under management in excess of \$500,000,000.

The purchase price of shares shall not exceed 15 percent of the investment portfolio of the City.

9. Medium-term corporate notes with a maximum maturity of five years, issued by corporations organized and operating within the United States or by depository institutions licensed by the United States or any state and operating within the United States. Securities eligible for investment shall be rated "AA" or better by a nationally recognized rating service. Purchases of medium term notes may not exceed 10% of the market value of the portfolio.
10. Bonds, notes, warrants, or other evidences of indebtedness of any local agency within this state. Eligible investments must be rated AA or better by a nationally recognized rating service.
11. Bankers Acceptances that are drawn on and accepted by a commercial bank. Purchases of bankers acceptances may not exceed 180 days' maturity nor exceed 20% of the market value of the City's portfolio.
12. Shares of beneficial interest issued by a joint powers authority organized pursuant to Section 6509.7 that invests in the securities and obligations authorized in subdivisions (a) to (n), inclusive. Each share shall represent an equal proportional interest in the underlying pool of securities owned by the joint powers authority. To be eligible under this section, the joint powers authority issuing the shares shall have retained an investment adviser that meets all of the following criteria:
 - (1) The adviser is registered or exempt from registration with the Securities and Exchange Commission.
 - (2) The adviser has not less than five years of experience investing in the securities and obligations authorized in subdivisions (a) to (n), inclusive.
 - (3) The adviser has assets under management in excess of five hundred million dollars (\$500,000,000).

Credit criteria listed in this section refers to the credit of the issuing organization at the time the security is purchased.

The following is a listing of the City's allowable investments relative to the investments permitted for California governmental entities under Government Code §53601.

Investment Type	City Minimum Quality Parameters	Code Minimum Quality Parameters	City Maximum % of Portfolio	Code Maximum % of Portfolio	City Maximum Maturity	Code Maximum Maturity
U.S. Treasury Obligations	None	None	None	None	5 Years	5 Years
Federal Agency Obligations	None	None	None	None	5 Years	5 Years
Commercial Paper	A1/P1	A1/P1	25%	25%	270 Days	270 Days
Collateralized Bank Deposits	None	None	None	None	5 Years	5 Years
Negotiable Certificates of Deposits	AA	None	30%	30%	5 Years	5 Years
Local Agency Investment Fund	None	None	\$40 million	\$40 million	N/A	N/A
Time Deposits	None	None	None	None	5 Years	5 Years
Money Market Mutual Funds	Multiple ¹	Multiple ¹	15%	20%	N/A	N/A
Medium-Term Notes	AA	A	10%	30%	5 Years	5 Years
CA Local Agency Obligations	AA	None	None	None	5 Years	5 Years
Bankers Acceptances	A1/P1	A1/P1	20%	40%	180 Days	180 Days

¹Must receive the highest rating by two of the three largest nationally recognized rating agencies or the fund must retain an investment advisor who is registered with the SEC and has not less than five years experience managing money market funds with assets under management in excess of \$500 million.

VII. Maximum Maturity

Investment maturities shall be based on a review of cash flow forecasts. Maturities will be scheduled so as to permit the City to meet all projected obligations.

Unless otherwise noted within this investment policy, the City may not invest in a security that exceeds five (5) years from the date of purchase.

VIII. Reporting Requirements

Quarterly investment reports shall be submitted to the City Council as a Consent Calendar item. The reports shall include, at a minimum, the following information for individual investment:

- Description of investment instrument
- Issuer name

- Yield to maturity
- Purchase date
- Maturity date
- Purchase price
- Par value
- Current market value for securities with maturity greater than 12 months

The quarterly report shall also (i) state compliance of the portfolio to the statement of investment policy, or manner in which the portfolio is not in compliance, (ii) include a description of any of the City's funds, investments or programs that are under the management of contracted parties, including lending programs, and (iii) include a statement denoting the ability of the City to meet its expenditure requirements for the next six months, or provide an explanation as to why sufficient money shall, or may, not be available.


This quarterly report shall be submitted within thirty days following the end of the quarter. The City shall not be required to submit a quarterly report to the Council if, during the entire reporting period, the City has maintained 100 percent of its investment portfolio in the Local Agency Investment Fund.

IX. Safekeeping and Custody

The assets of the City shall be secured through third-party custody and safekeeping procedures. Bearer instruments shall be held only through third-party institutions.

X. Annual Review of the Investment Policy

The City Manager and/or Administrative Services Director shall annually submit to the Council a statement of investment policy, which the Council shall consider at a public meeting. Any change in the policy shall also be reviewed by the Council at a public meeting.



CITY OF LAFAYETTE

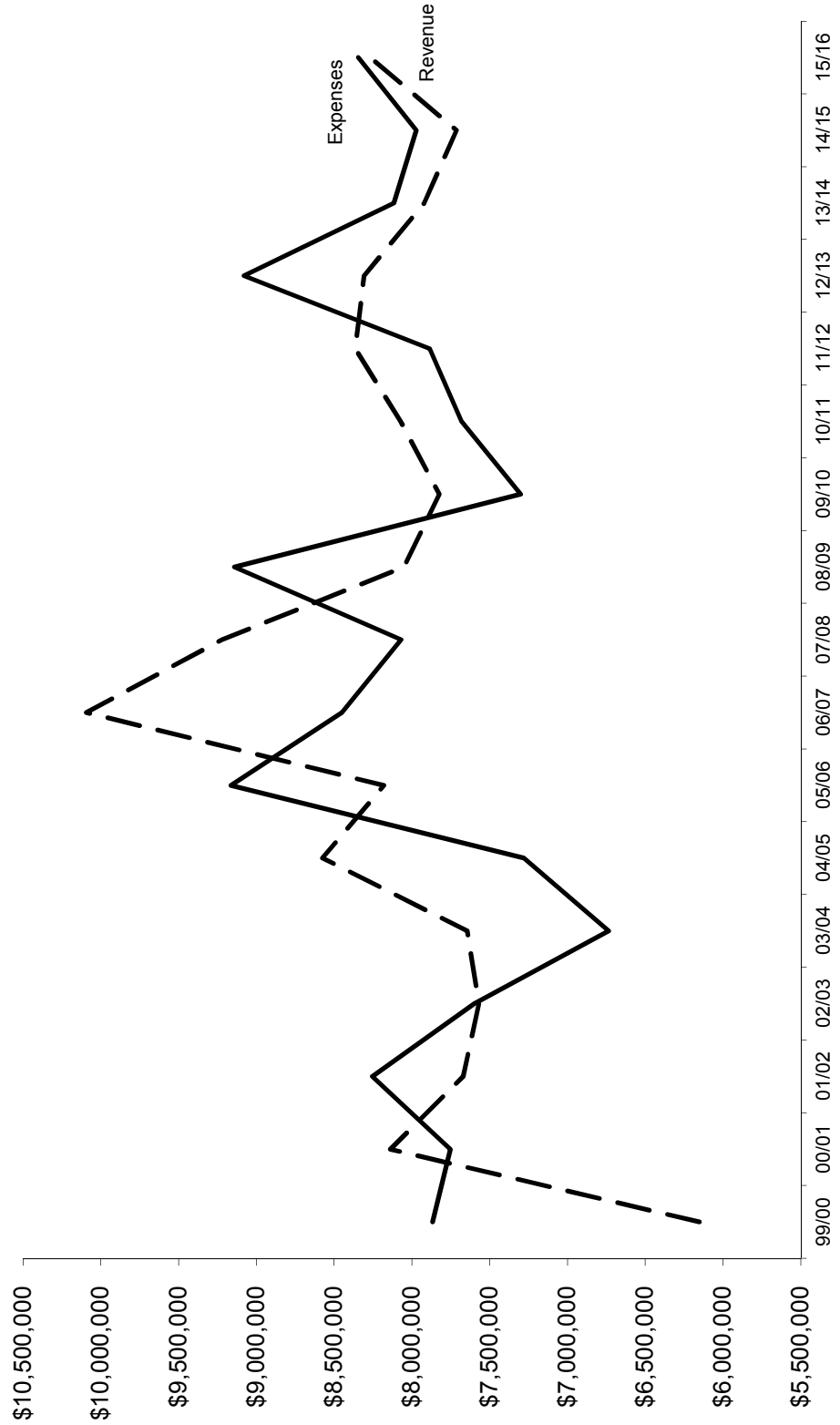
2015-2016 PROPOSED BUDGET

MONTHLY SALARY RANGES FOR MUNICIPAL POSITIONS

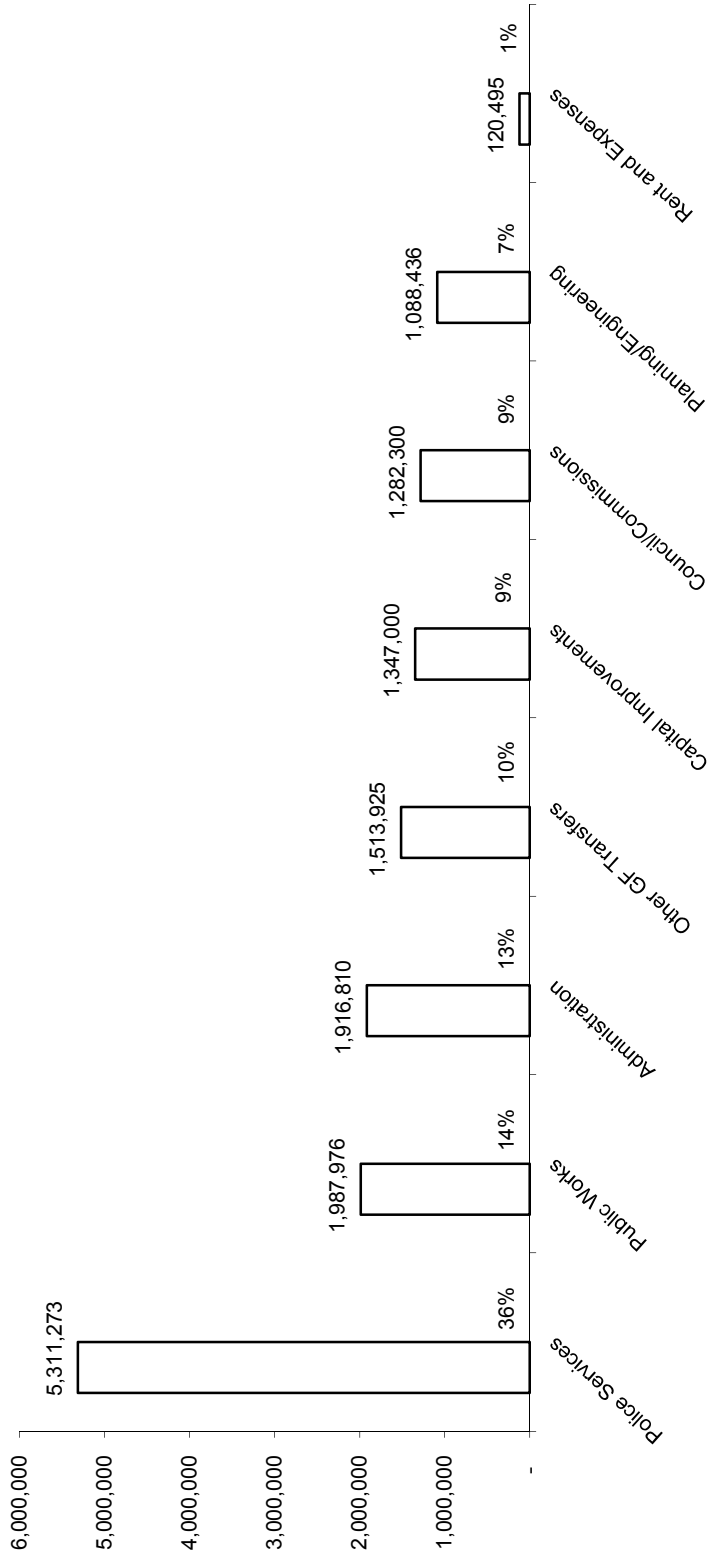
POSITION	NUMBER OF EMPLOYEES	MINIMUM	MAXIMUM
Accountant	1.00	5,176	6,808
Accounting Assistant	0.75	4,028	5,299
Administrative Assistant	2.12	3,905	5,136
Administrative Services Director	1.00	10,682	14,051
Assistant Engineer	1.00	6,152	8,091
Assistant Planner	1.00	5,133	6,752
Assistant Planning Director	1.00	8,411	11,063
Associate Engineer	0.00	6,835	8,991
Associate Planner	1.00	5,704	7,503
City Clerk	1.00	7,586	9,979
City Engineer	1.00	10,742	14,130
City Manager	1.00	15,300	19,890
Code Enforcement Officer	1.00	4,784	5,958
Community Services Officer	1.00	4,530	5,957
Construction Inspector	1.00	5,590	7,353
Engineering Tech II	1.00	5,284	6,951
Facilities Maintenance Worker	1.00	3,505	4,611
Financial Services Manager	1.00	9,025	11,871
Management Analyst	1.00	6,145	8,083
Maintenance Supervisor	2.00	5,785	7,610
Parking Enforcement Officer	1.00	4,060	5,340
Parks and Recreation Director	1.00	9,127	12,006
Planning & Building Director	1.00	10,513	13,829
Planning Technician	2.00	4,266	5,612
Police Services Assistant	2.00	4,560	5,999
Public Works Director	1.00	10,742	14,130
Recreation Coordinator	1.50	4,349	5,721
Recreation Supervisor	2.00	5,264	6,925
Senior Administrative Assistant	2.00	4,490	5,906
Senior Engineer	2.00	7,860	10,340
Senior Engineering Technician	0.00	6,077	7,993
Senior Planner	1.00	6,560	8,628
Transportation Planner	1.00	6,560	8,626
Transportation Program Manager	1.00	7,477	9,835

TOTAL: 39.37

**CITY OF LAFAYETTE
 2015-16 PROPOSED BUDGET
 GENERAL FUND REVENUE vs. EXPENDITURE TRENDS
 (Constant Dollars Including Net Transfers)**

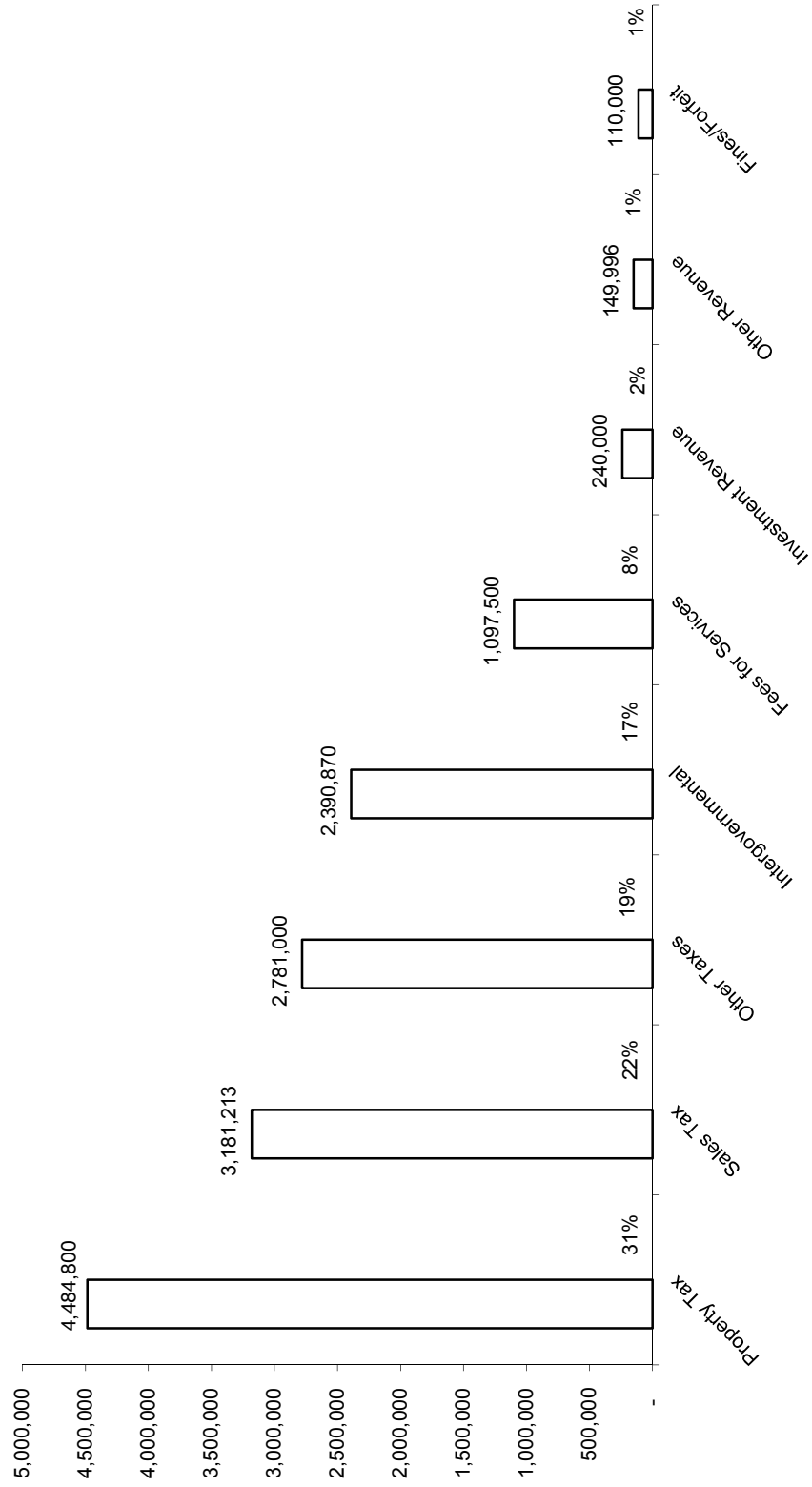


**CITY OF LAFAYETTE
 2015-16 PROPOSED BUDGET
 GENERAL FUND EXPENDITURES = \$14,568,216***

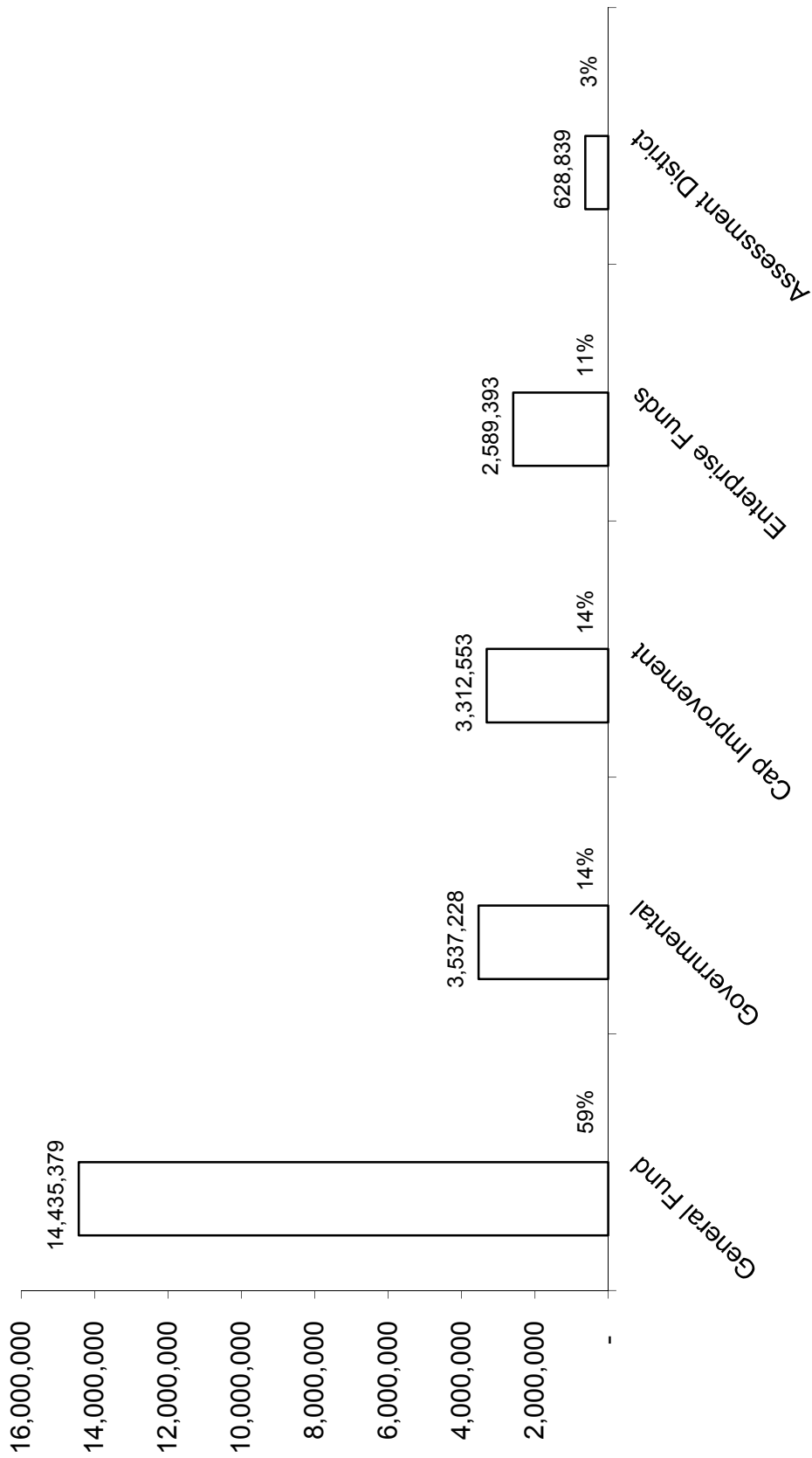


*includes General Fund transfers and \$347K released from GF reserves for road repair.

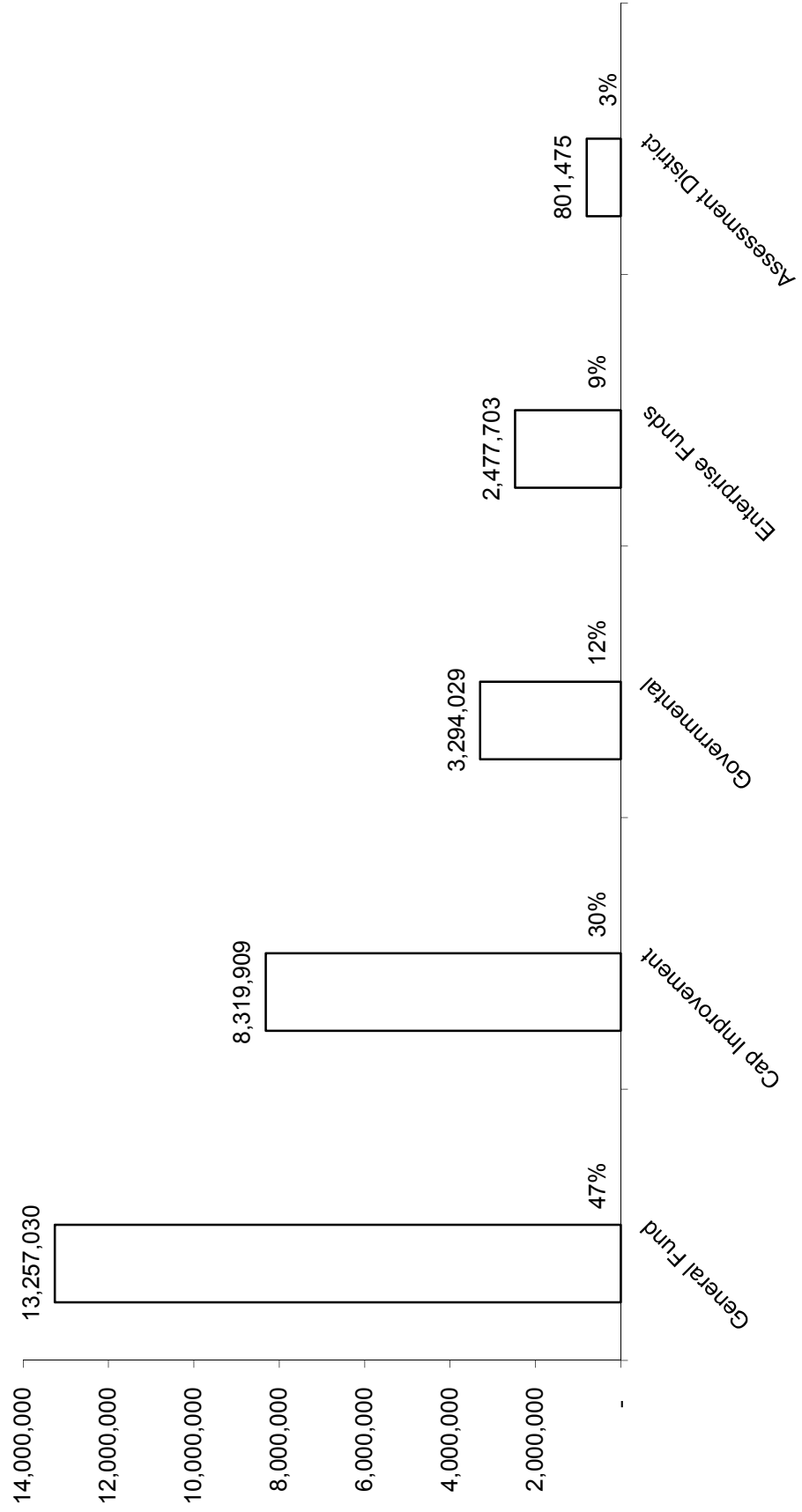
**CITY OF LAFAYETTE
 2015-16 PROPOSED BUDGET
 GENERAL FUND REVENUES = \$14,435,379**



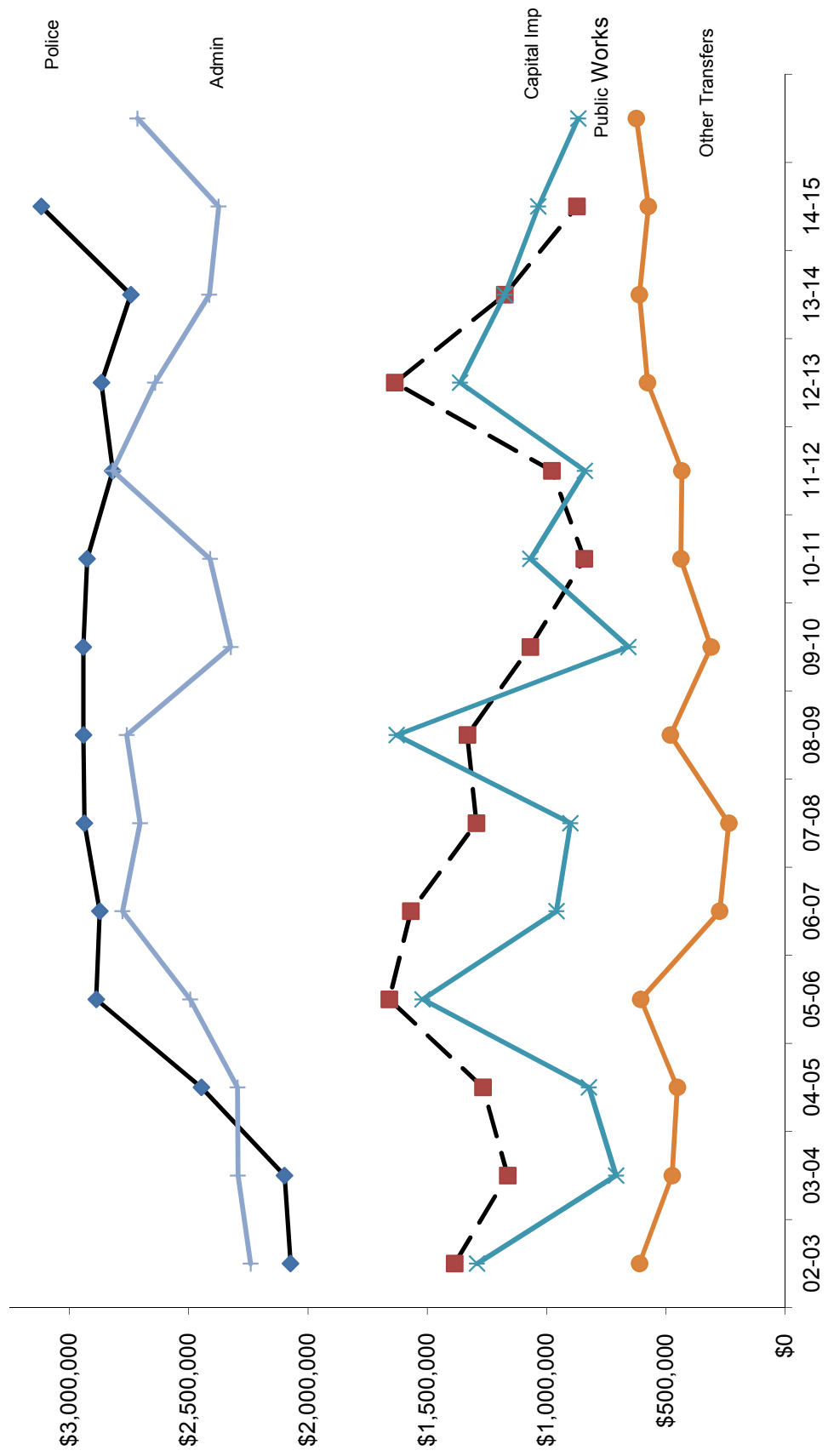
**CITY OF LAFAYETTE
 2015-16 PROPOSED BUDGET
 ALL REVENUES = \$24,503,392**



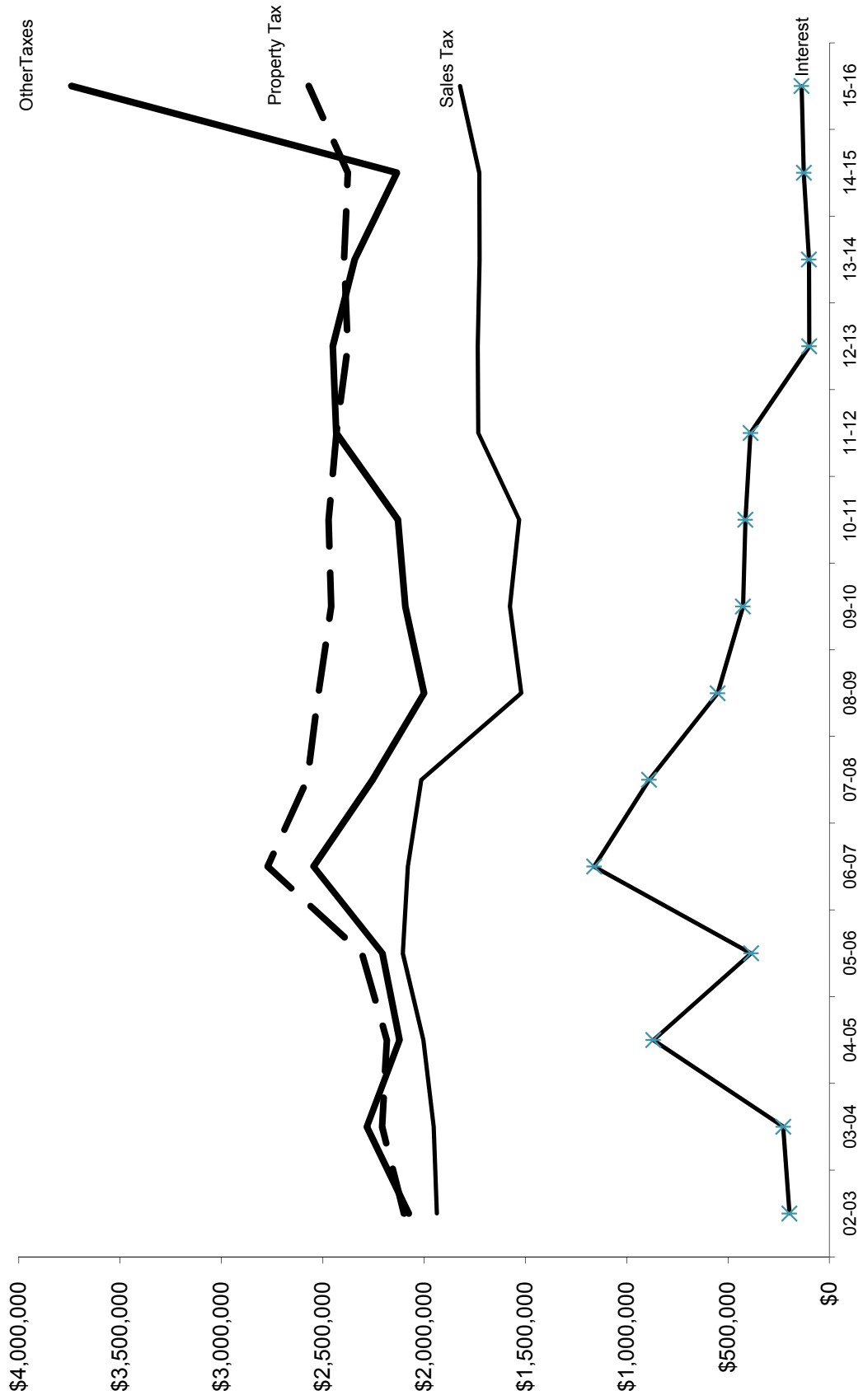
**CITY OF LAFAYETTE
 2015-16 PROPOSED BUDGET
 ALL EXPENDITURES = \$26,881,889**



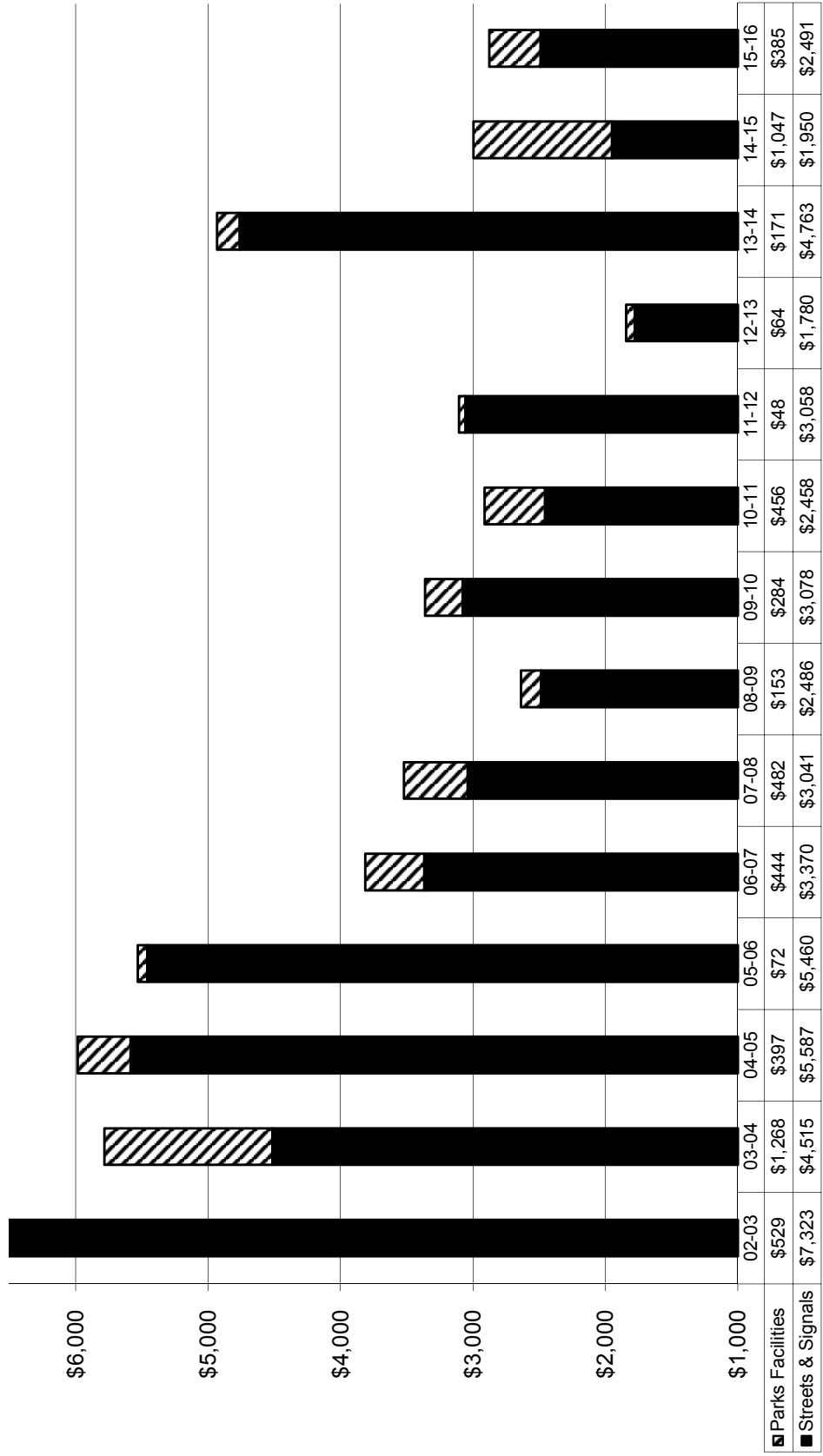
**CITY OF LAFAYETTE
2015-16 PROPOSED BUDGET
GENERAL FUND EXPENDITURE TRENDS (Constant Dollars)**




**CITY OF LAFAYETTE
2015-16 PROPOSED BUDGET
GENERAL FUND REVENUE TRENDS (Constant Dollars)**

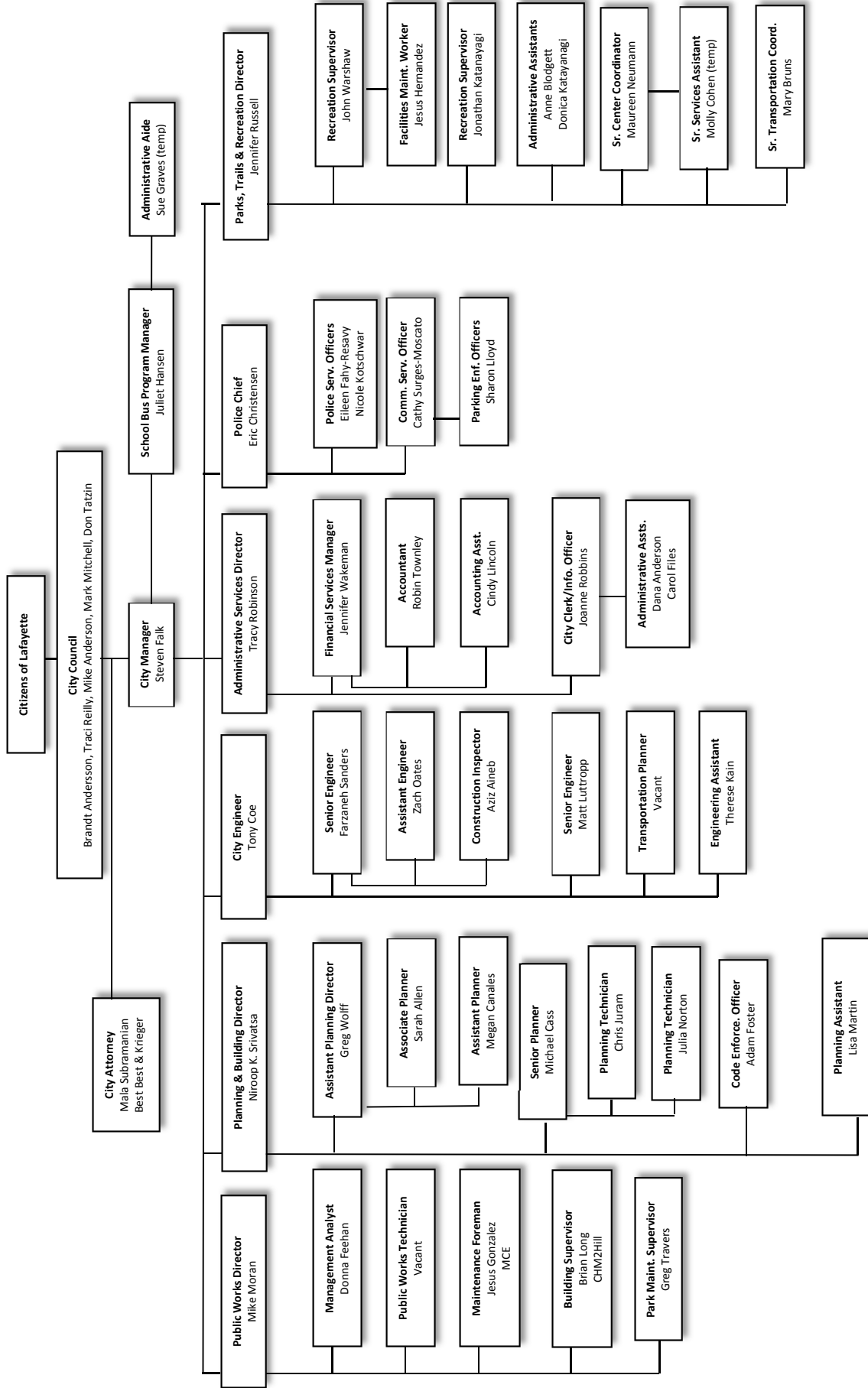


**CITY OF LAFAYETTE
2015-16 PROPOSED BUDGET
CIP EXPENDITURE TRENDS (Constant Dollars in 000's)**



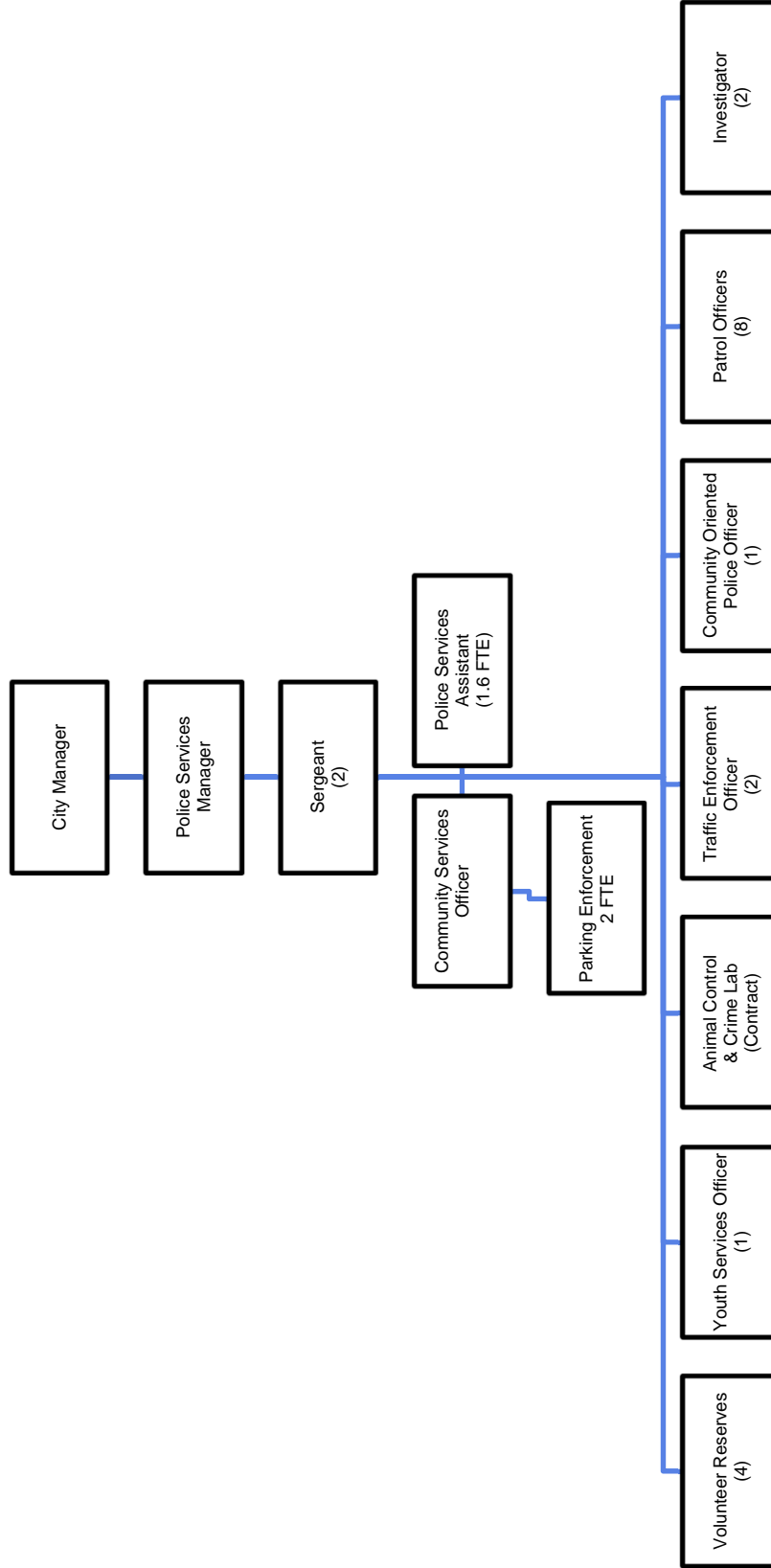



City of Lafayette Organization Chart



City of Lafayette 925.284.1968
 Planning Department 925.284.1976
 Engineering Department 925.284.1951
 Public Works Department 925.934.3908
 Parks & Recreation 925.284.2232
 Email: FirstInitialLastName@lovelafayette.org

CITY OF LAFAYETTE
 2015-16 PROPOSED BUDGET
 ORGANIZATION CHART
 POLICE DIVISION DETAIL






CITY OF LAFAYETTE
 2015-2016 PROPOSED BUDGET
 REVENUE ESTIMATE - General Fund

5 42,139.00

GENERAL FUND REVENUES		Actual 2012-2013 Revenues	Actual 2013-2014 Revenues	Final 2014-2015 Budget	Estimated 2014-2015 Revenues	Proposed 2015-2016 Budget	Increase Over Budget	Trends
400 TAXES								
401	Sales and Use Tax	2,667,194	2,756,952	2,873,400	2,888,355	3,181,213	10.7%	
402	Property Taxes and Subventions	3,416,625	3,692,888	3,785,210	4,014,369	4,134,800	9.2%	
403.1	Franchise Tax - PG&E	328,543	339,254	339,254	331,222	330,000	-2.7%	
403.2	Franchise Tax - Cable Television	470,715	493,226	490,000	503,858	500,000	2.0%	
403.3	Franchise Tax - Waste Disposal	823,072	435,618	435,000	454,045	476,000	9.4%	
403.31	Additional Fees - Solid Waste		396,413	400,000	535,402	800,000	100.0%	
404	Real Property Transfer Tax	237,799	292,045	297,886	366,533	350,000	17.5%	
405	Transient Occupancy Tax	562,018	630,576	600,000	699,900	675,000	12.5%	
	TAXES	\$8,505,966	\$9,036,973	\$9,220,751	\$9,793,684	\$10,447,013	13.3%	
410 REVENUE FROM OTHER GOVERNMENT AGENCIES								
410	Misc Revenues	0	5,700	0	0	0	0.0%	
411	State Motor Vehicle In-Lieu Tax	2,058,283	2,176,084	2,241,367	2,343,990	2,390,870	6.7%	
419	State Take-Away from Property Taxes	471,000	16,600	0	0	0	0.0%	
	GOVERNMENT REVENUE	\$2,529,283	\$2,198,384	\$2,241,367	\$2,343,990	\$2,390,870	6.7%	
420 FEES FOR SERVICE								
421	Administrative Fees	1,333	2,595	2,000	1,321	2,000	0.0%	
422	Police Fees	22,225	23,758	21,000	28,325	25,000	19.0%	
423	Engineering Fees	116,464	351,802	125,000	306,091	150,000	20.0%	
424	Planning Fees	1,082,553	1,059,622	900,000	835,000	900,000	0.0%	
425	Public Works Fees	11,245	37,144	15,000	15,000	15,000	0.0%	
426	Other Fees for Service	22,441	8,035	5,000	5,579	5,500	10.0%	
	FEES FOR SERVICE	\$1,256,261	\$1,482,955	\$1,068,000	\$1,191,316	\$1,097,500	2.8%	
430 INVESTMENT REVENUE								
431	Investment Earnings	80,892	89,985	90,000	160,000	150,000	66.7%	
432	Rental of Property	72,579	84,727	80,000	90,500	90,000	12.5%	
	INVESTMENT REVENUE	\$153,471	\$174,712	\$170,000	\$250,500	\$240,000	41.2%	
440 FINES AND FORFEITURES								
441	Vehicle Code Fines	118,429	106,682	110,000	97,365	110,000	0.0%	
	FINES AND FORFEITURES	\$118,429	\$106,682	\$110,000	\$97,365	\$110,000	0.0%	
450 OTHER REVENUE								
451	Reimbursements	33,751	270,426	25,000	46,053	25,000	0.0%	
453	Senior Services Revenue	5,960	4,534	5,000	7,770	5,000	0.0%	
454	Revenue from Sale of Property	0	0	0	0	99,996	N/A	
458	Youth Activity Revenue	10,589	11,122	10,000	9,400	10,000	0.0%	
459	Other Revenue	157,442	7,941	112,500	133,366	10,000	-91.1%	
	OTHER REVENUE	\$207,743	\$294,023	\$152,500	\$196,589	\$149,996	-1.6%	
TOTAL GENERAL FUND REVENUE		\$12,771,153	\$13,293,729	\$12,962,618	\$13,873,444	\$14,435,379	11.4%	




CITY OF LAFAYETTE
2015-2016 PROPOSED BUDGET

REVENUE ESTIMATE - Capital Improvement Funds

5 42,139.00


	<i>Actual 2012-2013 Revenues</i>	<i>Actual 2013-2014 Revenues</i>	<i>Final 2014-2015 Budget</i>	<i>Estimated 2014-2015 Revenues</i>	<i>Proposed 2015-2016 Budget</i>	<i>Increase Over Budget</i>	<i>Trends</i>
12 Parks Facilities							
419	0	0	241,251	193,001	48,250	-80.0%	
426	700,803	166,197	560,000	449,275	406,144	-27.5%	
431	292	1,106	2,000	2,000	1,000	-50.0%	
453	0	0	5,000	0	0	N/A	
459	0	0	45,000	45,000	50,000	11.1%	
	Subtotal	\$701,095	\$853,251	\$689,276	\$505,394	-40.8%	
14 Capital Improvement Projects							
410	831,502	487,800	0	0		0.0%	
419	0	45,250	777,000	777,000	2,102,000	170.5%	
420.1	100,879	10,489	5,000	9,000	3,500	-30.0%	
420.3	60,905	72,658	35,000	45,000	44,000	25.7%	
424	603,138	64,187	0	45,000	30,000	N/A	
429	47,057	0	0	0	0	0.0%	
431	3,392	2,618	0	0	0	0.0%	
451	58,464	496,714	0	0	0	0.0%	
459	1,175	375,479	136,000	136,000	0	N/A	
	Subtotal	\$1,706,512	\$1,044,785	\$1,012,000	\$2,179,500	108.6%	
16 Public Facilities							
431	218	277	250	8,000	200	-20.0%	
	Rental Income	0	0	0	108,000	N/A	
	Subtotal	\$218	\$277	\$8,000	\$108,200	43180.0%	
17 Parkland Aquisition							
426	687,549	162,881	299,000	441,165	366,038	22.4%	
419	0	0	0	0	149,001	N/A	
431	1,521	2,087	1,000	2,000	4,420	342.0%	
	Subtotal	\$689,070	\$300,000	\$443,165	\$519,459	73.2%	
TOTAL CAPITAL IMPROVEMENT FUND REVENUE							
	\$3,096,895	\$1,887,744	\$2,198,286	\$2,152,441	\$3,312,553	50.7%	



CITY OF LAFAYETTE
 2015-2016 PROPOSED BUDGET
 REVENUE ESTIMATE - Enterprise Funds


\$ 42,139.00

	<i>Actual 2012-2013 Revenues</i>	<i>Actual 2013-2014 Revenues</i>	<i>Final 2014-2015 Budget</i>	<i>Estimated 2014-2015 Revenues</i>	<i>Proposed 2015-2016 Budget</i>	<i>Increase Over Budget</i>	<i>Trends</i>
31 Recreation Programs							
431	Investment Earnings	228	583	0	228	225	N/A
432	Rental of Buildings	83,979	85,600	87,000	90,000	87,000	0.0%
453	Donations, Gifts, and Grants	501	0	0	0	0	0.0%
459	Other Revenue	0	(14,915)	0	0	0	0.0%
642.5	Tiny Tots	171,555	156,619	180,000	180,560	195,600	8.7%
642.6	Tea Dances	1,335	1,327	0	0	0	0.0%
642.7	Hiking Group	0	0	0	0	0	0.0%
646	Non-Summer Program Fees	423,676	386,696	407,000	530,000	530,000	30.2%
648	Summer Program Fees	404,569	484,944	450,000	446,816	450,000	0.0%
	Subtotal	\$1,085,843	\$1,100,854	\$1,124,000	\$1,247,604	\$1,262,825	12.4%
32 Parking Fund							
431	Investment Earnings	39,346	37,283	34,600	34,585	35,000	1.2%
432	Building Rental	0	0	0	0	0	0.0%
441	Parking Citation Fines	252,032	251,403	250,000	180,989	180,000	-28.0%
459	Other Revenue	1,603	5,814	0	33,000	0	0.0%
631.1	Lockboxes	55,338	0	0	0	0	0.0%
631.2	Parking Meters	146,641	216,779	200,000	221,870	220,000	10.0%
631.3	Parking Permits -- City Lots	22,980	24,310	23,000	24,310	24,000	4.3%
631.4	Parking Permits -- Residential	1,133	1,235	1,000	1,445	1,500	50.0%
	Subtotal	\$519,072	\$536,824	\$508,600	\$496,199	\$460,500	-9.5%
34 Vehicle Abatement							
422	Abandoned Vehicle Fees	11,547	13,287	11,050	12,000	12,000	8.6%
431	Investment Earnings	8	24	0	0	0	0.0%
	Subtotal	\$11,555	\$13,311	\$11,050	\$12,000	\$12,000	8.6%
36 Senior Transportation							
410	Revenues from Gov't Agency	17,434	46,486	47,616	51,974	0	-100.0%
431	Investment Earnings	0	0	0	0	0	0.0%
433	Fares & Rental	12,823	19,638	13,046	21,800	23,400	79.4%
434	Advertising	1,000	1,104	0	1,000	1,000	N/A
451	Reimbursable Revenue	5,770	3,052	5,000	5,000	5,000	0.0%
459	Other Income	2,492	717	0	6,000	16,000	N/A
453	Gifts & Grants	71,668	9,292	22,660	23,000	24,000	5.9%
	Subtotal	\$111,187	\$80,288	\$88,322	\$108,774	\$69,400	-21.4%
37 Library Operations							
431	Investment Earnings	0	0	0	0	0	0.0%
432	Rental Income	29,818	34,690	34,855	34,855	34,855	0.0%
453	Gifts & Grants (LLLC Foundation)	460,377	481,560	598,700	592,361	749,813	25.2%
459	Other Income	2,120	2,730	0	0	0	0.0%
	Subtotal	\$492,314	\$518,980	\$633,555	\$627,216	\$784,668	23.9%
TOTAL ENTERPRISE FUND REVENUE		\$2,219,970	\$2,250,258	\$2,308,027	\$2,491,793	\$2,589,393	12.2%



CITY OF LAFAYETTE
 2015-2016 PROPOSED BUDGET
 REVENUE ESTIMATE - Assessment District Funds

		<i>Actual 2012-2013 Revenues</i>	<i>Actual 2013-2014 Revenues</i>	<i>Final 2014-2015 Budget</i>	<i>Estimated 2014-2015 Revenues</i>	<i>Proposed 2015-2016 Budget</i>	<i>Increase Over Budget</i>	<i>Trends</i>
51 Street Lighting								
402	Property Taxes / Assessments	19,066	19,582	19,582	19,888	19,888	1.6%	
431	Investment Earnings	47	153	0	153	0	0.0%	
	Subtotal	\$19,113	\$19,736	\$19,582	\$20,041	\$19,888	1.6%	
52 Core Area Maintenance								
402	Property Taxes / Assessments	217,860	219,090	219,090	220,613	220,613	0.7%	
431	Investment Earnings	496	560	560	560	560	0.0%	
459	Other Revenue	0	14,890	14,890	500	500	-96.6%	
	Subtotal	\$218,356	\$234,540	\$234,540	\$221,673	\$221,673	-5.5%	
53 Stormwater Pollution								
402	Property Taxes / Assessments	373,271	386,685	386,685	387,078	387,078	0.1%	
451	Reimbursement for Emergency Response	0	20,386	20,386	0	0	N/A	
431	Investment Earnings	93	278	278	200	200	-28.0%	
459	Other Revenue	2,996	0	0	0	0	0.0%	
	Subtotal	\$376,360	\$407,348	\$407,348	\$387,278	\$387,278	-4.9%	
TOTAL ASSESSMENT DISTRICT FUND REVENUE		\$613,830	\$661,624	\$661,471	\$628,992	\$628,839	-4.9%	




CITY OF LAFAYETTE

2015-2016 PROPOSED BUDGET

REVENUE ESTIMATE - Governmental Funds

\$ 42,139.00

		<i>Actual 2012-2013 Revenues</i>	<i>Actual 2013-2014 Revenues</i>	<i>Final 2014-2015 Budget</i>	<i>Estimated 2014-2015 Revenues</i>	<i>Proposed 2015-2016 Budget</i>	<i>Increase Over Budget</i>	<i>Trends</i>
71 Gas Tax								
410.1	State Gas Tax 2105	107,328	160,461	117,275	261,136	140,000	19.4%	
410.2	State Gas Tax 2106	85,329	84,789	96,066	165,453	77,400	-19.4%	
410.3	State Gas Tax 2107 & 2107.5	175,219	175,736	149,097	359,337	198,500	33.1%	
410.4	State Gas Tax 2103	212,296	323,143	255,186	451,202	122,300	-52.1%	
431	Investment Earnings	2,051	1,602	0	1,200	1,200	N/A	
	Subtotal	\$582,222	\$745,731	\$617,624	\$1,238,328	\$539,400	-12.7%	
72 Meas.J Return-to-Source								
410.6	Measure J Return-to-Source Funds	439,442	399,536	430,000	430,000	430,000	0.0%	
410.65	Measure J Program 28C	0	0	91,785	116,285	24,500	0.0%	
459	Investment Earnings	251	0	0	0	0	0.0%	
	Subtotal	\$439,693	\$399,536	\$430,000	\$546,285	\$454,500	5.7%	
73 Supp. Law Enforcement Services								
419	COPS Grant	96,985	111,152	100,000	106,230	100,000	0.0%	
431	Investment Earnings	0	0	0	0	0	0.0%	
	Subtotal	\$96,985	\$111,152	\$100,000	\$106,230	\$100,000	0.0%	
74 Bus Program								
429.5	Measure J & C	1,002,283	1,114,677	1,123,025	1,123,025	1,045,363	-6.9%	
429.1	Contributions from Parents	534,849	556,736	561,600	561,600	590,031	5.1%	
429.2	State DOE	0	32,102	29,749	29,749	29,749	0.0%	
429.3	One Trip Passes	16,490	18,731	17,000	17,000	17,000	0.0%	
431	Investment Earnings	2,399	881	1,500	1,500	885	-41.0%	
459	Other Revenue	29,749	0	0	0	0	0.0%	
	Subtotal	\$1,585,771	\$1,723,128	\$1,732,874	\$1,732,874	\$1,683,028	-2.9%	
75 City Office Development								
431	Investment Earnings	17,329	4,392	15,000	3,150	3,000	-80.0%	
454	Revenue from the Sale of Property	0	0	0	0	0	0.0%	
	Subtotal	\$17,329	\$4,392	\$15,000	\$3,150	\$3,000	-80.0%	
76 Insurance								
431	Investment Earnings	9,525	7,355	7,355	5,277	5,300	-27.9%	
459	Other Revenue	5,970	0	0	0	0	0.0%	
	Subtotal	\$15,495	\$7,355	\$7,355	\$5,277	\$5,300	-27.9%	
77 Police Services Special Fund								
431	Revenues from Gov't Agencies	0	0	0	0	0	0.0%	
	Subtotal	\$0	\$0	\$0	\$0	\$0	0.0%	
78 General Obligation Bond Fund								
402	Taxes / Assessments	761,515	784,269	750,000	799,470	750,000	0.0%	
431	Investment Earnings	1,914	2,104	2,000	2,000	2,000	0.0%	
451	Reimbursable Revenue	0	0	0	0	0	0.0%	
	Subtotal	\$763,429	\$786,374	\$752,000	\$801,470	\$752,000	0.0%	
TOTAL GOVERNMENTAL FUND REVENUE		\$3,500,923	\$3,777,667	\$3,531,906	\$4,433,614	\$3,537,228	0.2%	




CITY OF LAFAYETTE

2015-2016 PROPOSED BUDGET

REVENUE ESTIMATE - Successor Agency Funds

\$ 42,139.00

	<i>Actual 2012-2013 Revenues</i>	<i>Actual 2013-2014 Revenues</i>	<i>Final 2014-2015 Budget</i>	<i>Estimated 2014-2015 Revenues</i>	<i>Proposed 2015-2016 Budget</i>	<i>Increase Over Budget</i>	<i>Trends</i>
87 Successor Agency (formerly RDA)							
402	Tax Increment Revenue - General Account	2,846,840	1,461,966	3,000,000	3,095,952	4,000,000	33.3%
410	Revenues from Gov't Agencies	5,000	0	0	0	0	0.0%
431	Investment Earnings - General Account	0	167	0	0	0	0.0%
459	Other Revenue	0	0	0	0	0	0.0%
0	State Takeaways	0	0	0	0	0	0.0%
	Subtotal	\$2,851,840	\$1,462,133	\$3,000,000	\$3,095,952	\$4,000,000	33.3%
90 Redevelopment Debt Service							
454.5	Bond Proceeds	0	0	0	0	0	0.0%
402	Tax Increment	0	0	0	0	0	0.0%
431	Investment Earnings & Dividends	0	885	4,000	885	4,000	0.0%
459	Other Revenue	0	325	0	325	0	0.0%
	Subtotal	\$0	\$1,210	\$4,000	\$1,210	\$4,000	0.0%
TOTAL REDEVELOPMENT REVENUE		\$2,852,070	\$1,462,133	\$3,004,000	\$3,095,952	\$4,004,000	33.3%
TOTAL ALL FUNDS REVENUE		\$25,054,841	\$23,333,155	\$24,666,307	\$26,676,236	\$28,507,392	15.6%



CITY OF LAFAYETTE
FEE SCHEDULE


Revenue Code		Administrative Fees	Fee	Per Unit
15646.000	1.000	Hourly Rate	100.00	Per Hour
11-42	1.010	Agenda Service - Mailed Out for One Year	50.00	Per Year
11-42	1.020	Bingo License	50.00	Application Fee, \$10 Renewal Fee
11-42	1.030	Bingo License Renewal	10.00	Per Year
11-42	1.040	Copies of Printed Materials (up to 11" x 17" - large format copies = outside reproduction cost)	0.10	Per Copy
11-42	1.050	Dishonored/Returned Check Fee	50.00	Per check
11-42	1.060	Filing a Notice of Intent to Circulate an Initiative	200.00	Per Filing
11-42	1.070	Fortunetelling License	100.00	Application Fee, \$10 Renewal Fee
11-42	1.080	Gun Shop Permit	150.00	Per Permit
11-42	1.090	Lafayette Municipal Budget	25.00	Per Copy
11-42	1.100	Lafayette Municipal Code	100.00	Per Copy
11-42	1.110	Late Payment on City Invoices (after 30 days)	50.00	Per invoice, plus 9% annual interest
11-42	1.120	Permit to Use City Property for a Film Project	500.00	Plus All Hourly Fees Incurred Above Minimum Hours
Revenue Code		Police Fees	Fee	Per Unit
11-42	2.000	Hourly Rate	150.00	Per Hour
11-42	2.010	Abandoned Vehicle/Tow/Release	150.00	Plus All Hourly Fees Incurred Above Minimum Hours
11-42	2.020	Bicycle License Fee	1.00	Per License
11-42	2.030	Copies of Printed Materials	0.25	Per Page
11-42	2.040	Copy of Speed Survey for City Street	37.50	Per Report
11-42	2.050	Crime Reports	75.00	Per Report
11-42	2.060	Driving-Under-Influence Charges	150.00	Plus All Hourly Fees Incurred Above Minimum Hours
11-42	2.070	False Alarm Fee (After Second Annual Violation)	250.00	Flat Fee
11-42	2.080	False Alarm Fee (First Annual Violation)	50.00	Flat Fee
11-42	2.090	False Alarm Fee (Second Annual Violation)	100.00	Flat Fee
11-42	2.100	Fingerprinting-Resident	25.00	Flat Fee + \$5 per additional card
11-42	2.100	Fingerprinting Non-Resident	35.00	Flat Fee + \$5 per additional card
11-42	2.120	Interstate Truck Terminal Fee	250.00	Per Application
11-42	2.130	Off-Road Motor Vehicle Permit	150.00	Flat Fee
11-42	2.180	Police Authorization Letters (e.g., VISA letters)	75.00	Plus All Hourly Fees Incurred Above Minimum Hours
11-42	2.190	Special Events Permit	75.00	Per Permit plus all other applicable fees
11-42	2.200	Traffic Collision Reports	75.00	Per Report
11-42		Private Parking Registration Processing Fee	250.00	Per Registration
Revenue Code		Engineering Fees	Fee	Per Unit
11-42	3.000	Hourly Rate	165.00	Per Hour
11-42	3.010	Certificate of Compliance	165.00	Plus All Hourly Fees Incurred Above Minimum Hours
11-42	3.020	Creek Setback Conformance Review	165.00	Plus All Hourly Fees Incurred Above Minimum Hours
11-42	3.030	Creek Setback Variance Request	660.00	Plus All Hourly Fees Incurred Above Minimum Hours
11-42	3.040	Encroachment Permit - Inspection	165.00	Plus All Hourly Fees Incurred Above Minimum Hours


Revenue Code		Engineering Fees (cont'd.)	Fee	Per Unit
11-42	3.050	Encroachment Permit - Processing	247.50	Plus All Hourly Fees Incurred Above Minimum Hours
11-42	3.052	Encroachment Permit - Parking Spaces	27.00	Per Day
11-42	3.053	Encroachment Permit - Sidewalk, Bike Lane, Other Public ROW		
		Public Improvements		
		Calendar Days 31-60	100.00	Per Day
		Calendar Days 61-90	200.00	Per Day
		After 90 Calendar Days	300.00	Per Day
		All Other Improvements		
		First 60 days	100.00	Per Day
		Calendar Days 61-90	200.00	Per Day
		After 90 Calendar Days	300.00	Per Day
11-42	3.054	Encroachment Permit - Vehicle Traffic Lanes	<i>Note: public improvements are exempt for the first 30 days</i>	
		One Direction		
		First 2 hours	150.00	Per Day
		2-4 hours	300.00	Per Day
		Greater than 4 hours	600.00	Per Day
		Both Directions		
		First 2 hours	300.00	Per Day
		2-4 hours	600.00	Per Day
		Greater than 4 hours	1,200.00	Per Day
11-42	3.060	Engineering Review on Referral from Planning	165.00	Plus All Hourly Fees Incurred Above Minimum Hours
11-42	3.070	Equipment Storage and Stagn in Right-of-Way	82.50	Processing Fee
11-42	3.080	Failure to Meet Repaving Deadline	107.00	Per Day
11-42	3.100	Final or Parcel Map Filing	1,650.00	Plus \$125 per lot
11-42	3.120	Inspection of Improvements	0.05	of Total Project Cost
11-42	3.130	Oversize/Overweight Loads	16.00	Per Move
11-42	3.160	Plan Check	0.03	of Total Project Cost
11-42	3.170	Reinspection Due to Delay	165.00	Plus All Hourly Fees Incurred Above Minimum Hours
11-42	3.180	Replacem. of Curb, Gutter, Sidewalk by Prop. Owner	330.00	Flat Fee
11-42	3.190	Review by Outside Consultant	165.00	Plus Actual Fees Charged by Consultant
11-42	3.230	Storage or Staging of Materials / Equipment in ROW	27.00	Per Day per Parking Space plus \$250 Deposit
11-42	3.240	Work without Permit	165.00	Per Day, Plus All Hourly Fees Incurred Above Minimum Hours
Revenue Code		Planning Fees	Fee	Per Unit
11-424	0.000	Hourly Rate	\$175.00	per hour
11-424	0.550	Address Assignment/Change of Address	525.00	Flat Fee
11-424	0.510	Annexation	\$9,500 + \$100/acre	Flat Fee
11-424	0.520	Appeals or Reconsiderations	50%	of initial fee
11-424	0.525	Appeal of Staff Determination	\$175.00	Flat Fee
11-424	0.530	Building & Grading Permit Surcharge (County)	50%	of permit fee
11-424	0.540	Certificate of Compliance	3,650.00	Flat Fee
11-424	0.560	Change of Conditions	50%	of initial fee
11-424	0.565	Code Enforcement Appeal Fee	525.00	Flat Fee

Revenue Code		Planning Fees (cont'd)	Fee	Per Unit
11-424	0.570	Design Review: Major (new houses, houses > 6,000 sq.ft. and new commercial buildings)	5,700.00	Flat Fee
11-424	0.580	Design Review: Minor (all projects not classified as "Major")	3,800.00	Flat Fee
11-424	0.590	Design Review Commission Study Session***	700.00	Flat Fee
11-424	0.595	Development Agreement, Regulatory Agreement	175.00	per hour + attorneys fees
11-424	0.600	Environmental Review by consultant (IS, ND, MND, EIR)	15%	admin fee
11-424	0.660	Environmental Review by staff (IS, ND, MND, EIR)	\$2,625	Amount is a deposit; billed at an hourly rate
11-424	0.601	Film Shoot (not subject to Land Use Permit)	525.00	Flat Fee
11-424	0.605	Final Inspection Failure / Follow Up	350.00	Flat Fee
11-424	0.620	General Plan Amendment/ Specific Plan Amendment	9,500.00	Flat Fee
11-424	0.630	Grading (Design Review Commission and/or Planning Commission)	3,800.00	Flat Fee
11-424	0.640	Hillside Development Permit: Major (within 100' of a ridgeline protected area: DRC & PC review)	5,700.00	Flat Fee
11-424	0.650	Hillside Development Permit: Minor (requiring review only by the DRC; siting determination by PC)	3,800.00	Flat Fee
11-424	0.675	Land Use Permit (recreation court)	2,250.00	Flat Fee
11-424	0.680	Land Use Permit (existing building or structure)	3,800.00	Flat Fee
11-424	0.690	Land Use Permit (new building or structure)	5,700.00	Flat Fee
11-424	0.710	Lot Line Adjustment (Planning Commission)	5,400.00	Flat Fee
11-424	0.720	Lot Line Adjustment (Zoning Administrator)	1,200.00	Flat Fee
11-424	0.730	Major Subdivision (Tract)	\$8,750 + \$200/lot	Flat Fee
11-424	0.735	Major Subdivision (Tract) in the Hillside Overlay District	\$12,250 + \$200/lot	Flat Fee
11-424	0.740	Minor Subdivision	\$5,250 + \$200/lot	Flat Fee
11-424	0.745	Minor Subdivision in Hillside Overlay District	\$8,750 + \$200/lot	Flat Fee
11-424	0.750	Notice of Exemption /Notice of Determination	175.00	Flat Fee
11-425	0.751	Performance Bond Processing	350.00	Flat Fee
11-426	0.752	Plan Revisions (Construction Drawings)	175.00	per hour
11-427	0.753	Pre-Application Meeting	175.00	Flat Fee (no charge for 1st meeting)
11-424	0.755	Public Art Permit	875.00	Flat Fee
11-424	0.757	Re-approval (PC or DRC) within one year of approval expiration	875.00	Flat Fee
11-424	0.758	Re-approval (ZA) within one year of approval expiration	525.00	Flat Fee
11-424	0.760	Rezoning	\$9,500 + \$100/acre	Flat Fee
11-424	0.770	Right-of-Way Abandonment	1,900.00	Flat Fee
11-424	0.790	Second Unit (Zoning Administrator)*	700.00	Flat Fee
11-424	0.800	Sign (Design Review Commission)*	525.00	Flat Fee
11-424	0.810	Sign (Planning Director)*	400.00	Flat Fee
11-425	0.811	Sign (Conformance with Master Sign Plan)	175.00	Flat Fee
11-424	0.815	Stormwater Quality Implementation	175.00	Flat Fee
11-424	0.816	Stormwater Quality Control Plan	625.00	Flat Fee
11-424	0.820	Subdivision Map extension	1,400.00	Flat Fee
11-424	0.830	Temporary Land Use Permits	600.00	Flat Fee
11-424	0.840	Tree Permit – Category I (not associated with development app)	350.00	Flat Fee
11-424	0.850	Tree Permit – Category II (associated with development app)	350.00	Flat Fee
11-424	0.855	Tree Permit Appeal	350.00	Flat Fee

Revenue Code		Planning Fees (cont'd)	Fee	Per Unit
11-424	0.860	Variance or Exception (Design Review, Planning Commission or City Council)	4,375.00	Flat Fee
11-424	0.870	Variance or Exception (Zoning Administrator)	1,750.00	Flat Fee
11-424	0.875	Waste Management Review	80.00	Flat Fee
11-424	0.876	Wireless Communications Facility Permit - Major (Planning Commission Review)	5,700.00	Flat Fee
11-424	0.877	Wireless Communications Facility Permit - Minor (Planning Director Review)	3,800.00	Flat Fee
11-424	0.878	Wireless Communications Facility Permit - Modification (Major and Minor)	2,250.00	Flat Fee
11-424	0.879	Wireless Communications Facility Permit - Administrative Review (post-approval)	700.00	Flat Fee
11-424	0.880	Zoning Administrator Action – No Hearing (hillside development permits, design review, grading permits)	700.00	Flat Fee
11-424	0.885	Zoning Administrator Review and Determination	350.00	Flat Fee
11-424	0.890	Zoning Administrator Hearing (hillside development permits, design review, grading permits)	2,250.00	Flat Fee
11-424	0.910	Zoning Map	20.00	Per Copy
11-424	0.920	Zoning Text Amendment	5,250.00	Flat Fee
11-424	0.930	Zoning Verification	350.00	Flat Fee
Revenue Code		Public Works	Fee	Per Unit
11-42	5.000	Hourly Rate	150.00	Per Hour
11-42	5.010	Damage to City Property	150.00	Plus Materials; Plus Hours Incurred Above Minimum Hours
Revenue Code		Parking Fees	Fee	Per Unit
32-63	1.000	Parking Lockboxes-First Street	1.00	Per Day
		Parking Lockboxes-All Other City Locations	5.00	Per Day
32-63	1.010	Parking Meters	1.00	Per Hour
32-63	1.020	Parking Permits - City Lot (Pac Bell)	60.00	Per Month
	1.030	Parking Permits - City Lot (Gazebo)	40.00	Per Month
32-63	1.030	Parking Permits - Residential	15.00	Per Year
Revenue Code		Development Fees	Fee	Per Unit
17-42		Parkland Dedication Fees (revision effective 7/1/2015)		
17-42	0.074	Additions	1.46	Per Square Foot
17-42	0.075	Single Family Residence-	3,425.00	Per Unit
17-42	0.076	Duplex/Townhouse-	4,461.00	Per Unit
17-42	0.077	Apartments/Condominiums-	3,883.00	Per Unit
17-42	0.078	Mobile Homes-	3,794.00	Per Unit
17-42	0.079	Second Units-	2,299.00	Per Unit
12-42		Parkland Facilities Fees (revision effective 7/1/2015)		
12-42	0.080	Additions	1.62	Per Square Foot
12-42	0.081	Single Family Residence-	7,120.00	Per Unit
12-42	0.082	Duplex/Townhouse-	4,944.00	Per Unit
12-42	0.083	Apartments/Condominiums-	4,304.00	Per Unit
12-42	0.084	Mobile Homes-	4,205.00	Per Unit
12-42	0.085	Second Units-	2,501.00	Per Unit
11-426	0.090	Park Fees Program Administration Fee	1%	of Parkland Fee + Park Facilities Fee
11-42	0.940	Tree Removal Mitigation In-Lieu Fee	\$260/15 gal \$363/24" box	Flat Fee

Revenue Code		Development Fees (cont'd)	Fee	Per Unit
		Walkways Fee (revision effective 7/25/2009)		
14-42	0.101	Single Family Residence-	1,076.22	Per Unit
14-42	1.020	Duplex-	747.27	Per Unit
14-42	0.103	Apartments-	650.59	Per Unit
14-42	0.104	Mobile Homes-	635.56	Per Unit
14-42	0.105	Second Units-	385.19	Per Unit
		Walkways Fee Program Administration Fee		
11-428	0.000	Single Family Residence-	53.81	Per Unit
11-428	0.000	Duplex-	37.36	Per Unit
11-428	0.000	Apartments-	32.53	Per Unit
11-428	0.000	Mobile Homes-	31.78	Per Unit
11-428	0.000	Second Units-	19.26	Per Unit
		Lamorinda Regional Transportation Fee (effective 1/5/2015)		
	0.020	Single Fam. Residential Use: Individ. Unit, Duet Home With One Shared Wall, Townhouse-	6,641.00	Per dwelling unit
	0.030	Multiple Family Residential: Second Unit, Apartments, Condominium-	4,031.00	Per dwelling unit
	0.040	College/University-	1,537.00	Per student
	0.050	Commercial, office, retail, or industrial use-	2.72	Per square foot of gross floor area
	0.060	Other non-residential uses not identified above-	6,400.00	Per peak hour trip generated per traffic study
14-42	0.300	Drainage Impact Fee	0.52	Per sq. ft. of impervious surface added
11-427	0.000	Drainage Impact Program Administration Fee	0.03	Per sq. ft. of impervious surface added
32-42	0.010	Parking Development Payment (effective 1/15/2006)		
		Structured parking in downtown core (Mountain View Dr. to First St.) -	36,900.00	Per space
		Surface parking in East End (First St. to Pleasant Hill Rd.) and West End (Risa Rd. to Mountain View Dr.)	19,200.00	Per space
11-424756		Public Art (in lieu fee)	1%	of total project cost





**CITY OF LAFAYETTE
2015-2016 PROPOSED BUDGET
EXPENDITURE DETAIL**

DEPARTMENT	City Council
FUND	11
PROGRAM	110

		<i>Actual 2012-2013 Expenditures</i>	<i>Actual 2013-2014 Expenditures</i>	<i>Final 2014-2015 Budget</i>	<i>Estimated 2014-2015 Expenditures</i>	<i>Proposed 2015-2016 Budget</i>	<i>Increase Over Budget</i>
PERSONNEL SERVICES							
702	Regular Personnel	\$0	\$0	\$0	\$0	\$0	0.0%
705	Temporary Personnel	0	0	0	0	0	0.0%
708	Overtime	0	0	0	0	0	0.0%
711	Social Security	0	0	0	0	0	0.0%
714	Worker's Compensation	0	0	0	0	0	0.0%
721	Fringe Benefits	0	0	0	0	0	0.0%
Subtotal PERSONNEL		\$0	\$0	\$0	\$0	\$0	0.0%

OPERATIONS AND MAINTENANCE							
741	Office Supplies	\$283	\$518	\$300	\$300	\$300	0.0%
743	Postage	163	128	250	250	250	0.0%
745	Printing & Binding	69	386	700	700	700	0.0%
746	Books & Software	0	0	0	0	0	0.0%
748	Special Departmental Supplies	0	0	0	0	0	0.0%
751	Maintenance of Vehicles	0	0	0	0	0	0.0%
761	Maintenance of Equipment	0	0	0	0	0	0.0%
771	Maintenance of Buildings	0	0	0	0	0	0.0%
781	Maintenance of Right of Way	0	0	0	0	0	0.0%
791	Miscellaneous Expenses Under \$500	2,014	2,157	5,000	2,500	5,000	0.0%
801	Utilities-Water	0	0	0	0	0	0.0%
805	Utilities-Sewer	0	0	0	0	0	0.0%
811	Utilities-Gas & Electric	0	0	0	0	0	0.0%
821	Utilities-Telephones	0	0	0	0	0	0.0%
825	Utilities-Garbage Disposal	0	0	0	0	0	0.0%
831	Utilities-Street Lighting	0	0	0	0	0	0.0%
835	Utilities-Traffic Signals	0	0	0	0	0	0.0%
841	Rental Expense	200	(200)	0	200	200	N/A
843	Training	12,146	4,489	11,500	11,500	11,500	0.0%
850	Contingency	0	0	0	0	0	0.0%
851	Advertising/Legal Notices	6,247	5,355	600	4,000	5,000	733.3%
853	Community Promotion	31,027	31,344	33,000	40,000	33,000	0.0%
861	Contractual Services	91,404	44,569	172,956	53,000	56,000	-67.6%
861.5	Reimbursable Emergency Response	0	0	0	0	0	0.0%
862	Contract Sheriff Services	0	0	0	0	0	0.0%
866	Contractual-Recreation	0	0	0	0	0	0.0%
881	Premium Payment-Liability	0	0	0	0	0	0.0%
885	Insurance and Surety Bonds	0	0	0	0	0	0.0%
891	Claims Payments	0	0	0	0	0	0.0%
892	Debt Service	0	0	0	0	0	0.0%
896	Insurance Reserve	0	0	0	0	0	0.0%
Subtotal OP'S AND MAINTENANCE		\$143,552	\$88,746	\$224,306	\$112,450	\$111,950	-50.1%

CAPITAL OUTLAY							
902	Land	\$0	\$0	\$0	\$0	\$0	#REF!
906	Improvements	0	0	0	0	0	0.0%
907	Equipment	0	0	0	0	0	0.0%
908	Depreciation-Capital Equipment	0	0	0	0	0	0.0%
Subtotal CAPITAL OUTLAY		\$0	\$0	\$0	\$0	\$0	0.0%

BASE PROGRAM COST	\$143,552	\$88,746	\$224,306	\$112,450	\$111,950	-50.1%
--------------------------	------------------	-----------------	------------------	------------------	------------------	---------------

TOTAL PROGRAM COST	\$143,552	\$88,746	\$224,306	\$112,450	\$111,950	-50.1%
---------------------------	------------------	-----------------	------------------	------------------	------------------	---------------

CITY OF LAFAYETTE
2015-2016 PROPOSED BUDGET
DESCRIPTION

DEPARTMENT	City Council
FUND	11
PROGRAM	110

PROGRAM

The Lafayette City Council consists of five members, elected at large, who constitute the legislative body of the City. The City Council is responsible for formulating policies that govern the municipal corporation and for approving actions by which operating programs are implemented through the City Manager.

WORKPLAN

- Develop a plan to improve downtown traffic circulation.
- Process land use matters related to the Homes at Deerhill application.
- Develop a plan to improve Fire and EMS services in Lafayette.
- Develop a plan for financing downtown landscaping maintenance.
- Convene a series of Community Conversations.
- Organize and host a Commissioner's Academy.
- Develop a strategy for downtown parking.
- Write and approve a master plan for downtown creeks.
- Complete inventory of emergency evacuation routes.

ACCOUNT DESCRIPTIONS

843	LOCC Annual Conference	\$500
	Mayor's Conference Membership and Attendance	4,300
	Lamorinda Project Management Committee membership	5,000
	Miscellaneous Meetings	1,200
	Travel & Car Mileage Reimbursement	500
		<u>\$11,500</u>
853	Ribbon cutting and other ceremonies	\$1,500
	Support for:	
	Dogtown Downtown	\$1,000
	July 4th Celebration in Moraga	500
	Chamber of Commerce Support	40,000
		<u>\$43,000</u>

861	Commissions Day	\$3,500
	Council minutes	20,000
	Employee Appreciation Event	1,000
	Security alarm for council meetings	500
	Annual Financial Audits	31,000
		<u>\$56,000</u>

**CITY OF LAFAYETTE
2015-2016 PROPOSED BUDGET
EXPENDITURE DETAIL**

DEPARTMENT	Public Art
FUND	11
PROGRAM	115

		<i>Actual 2012-2013 Expenditures</i>	<i>Actual 2013-2014 Expenditures</i>	<i>Final 2014-2015 Budget</i>	<i>Estimated 2014-2015 Expenditures</i>	<i>Proposed 2015-2016 Budget</i>	<i>Increase Over Budget</i>
PERSONNEL SERVICES							
702	Regular Personnel	\$0	\$13,598	\$17,896	\$17,896	\$18,344	2.5%
705	Temporary Personnel	0	0	0	0	0	0.0%
708	Overtime	0	0	0	0	0	0.0%
711	Social Security	0	952	1,369	1,369	1,403	2.5%
714	Worker's Compensation	0	140	453	453	477	5.3%
721	Fringe Benefits	0	3,521	5,439	5,439	5,593	2.8%
Subtotal PERSONNEL		\$0	\$18,210	\$25,157	\$25,157	\$25,817	2.6%

OPERATIONS AND MAINTENANCE							
741	Office Supplies	\$0	\$131	\$100	\$109	\$109	9.0%
743	Postage	0	79	100	100	100	0.0%
745	Printing & Binding	0	93	200	0	100	-50.0%
746	Books & Software	0	0	0	0	0	0.0%
748	Special Departmental Supplies	0	263	200	25	700	250.0%
751	Maintenance of Vehicles	0	0	0	0	0	0.0%
761	Maintenance of Equipment	0	0	0	0	0	0.0%
771	Maintenance of Buildings	0	0	0	0	0	0.0%
781	Maintenance of Right of Way	0	0	0	0	0	0.0%
791	Miscellaneous Expenses Under \$500	0	287	400	715	500	25.0%
801	Utilities-Water	0	0	0	0	0	0.0%
805	Utilities-Sewer	0	0	0	0	0	0.0%
811	Utilities-Gas & Electric	0	0	0	0	0	0.0%
821	Utilities-Telephones	0	0	0	0	0	0.0%
825	Utilities-Garbage Disposal	0	0	0	0	0	0.0%
831	Utilities-Street Lighting	0	0	0	0	0	0.0%
835	Utilities-Traffic Signals	0	0	0	0	0	0.0%
841	Rental Expense	0	0	391	391	474	21.1%
843	Training	0	0	0	0	200	N/A
850	Contingency	0	0	0	0	0	0.0%
851	Advertising/Legal Notices	0	0	0	0	0	0.0%
853	Community Promotion	0	0	0	0	0	0.0%
861	Contractual Services	0	0	0	0	0	0.0%
861.5	Reimbursable Emergency Response	0	0	0	0	0	0.0%
862	Contract Sheriff Services	0	0	0	0	0	0.0%
866	Contractual-Recreation	0	0	0	0	0	0.0%
881	Premium Payment-Liability	0	0	0	0	0	0.0%
885	Insurance and Surety Bonds	0	0	0	0	0	0.0%
891	Claims Payments	0	0	0	0	0	0.0%
892	Debt Service	0	0	0	0	0	0.0%
896	Insurance Reserve	0	0	0	0	0	0.0%
Subtotal OP'S AND MAINTENANCE		\$0	\$854	\$1,391	\$1,340	\$2,183	56.9%

CAPITAL OUTLAY							
902	Land	\$0	\$0	\$0	\$0	\$0	0.0%
906	Improvements	0	0	0	0	0	0.0%
907	Equipment	0	0	0	0	0	0.0%
908	Depreciation-Capital Equipment	0	0	0	0	0	0.0%
Subtotal CAPITAL OUTLAY		\$0	\$0	\$0	\$0	\$0	0.0%

BASE PROGRAM COST	\$0	\$19,064	\$26,549	\$26,498	\$27,999	5.5%
--------------------------	------------	-----------------	-----------------	-----------------	-----------------	-------------

TOTAL PROGRAM COST	\$0	\$19,064	\$26,549	\$26,498	\$27,999	5.5%
---------------------------	------------	-----------------	-----------------	-----------------	-----------------	-------------

CITY OF LAFAYETTE
2015-2016 PROPOSED BUDGET
DESCRIPTION

DEPARTMENT	Public Art
FUND	11
PROGRAM	115

PROGRAM

This Committee is composed of Lafayette residents that by experience, training, education, occupation or avocation, have demonstrated knowledge of and interest in the visual arts.

WORKPLAN

- Establish a public art program and its administration
- Establish the City of Lafayette public art collection
- Contribute to the cultural enrichment of the community by adding public art that is of the highest quality, visually stimulating, and of enduring value
- Ensure that public art is incorporated into project planning at the earliest planning stage
- Establish public art gift policies and procedures
- Advise the City Council on art acquisitions and gifts
- Review public art proposals in development project
- Select exhibits for the Library Gallery at the Lafayette Library and Learning Center and other public locations in the community
- Serve as stewards of the City's art collection, including the art at the Lafayette Library and Learning Center
- Advise the City Council on maintenance of the City's collection, and, when necessary, artwork de-accession

STAFFING REQUIREMENTS

	Position Title	Full-Time Equivalent
702	Transportation Program Manager - Bus	15%
	Total Full Time Equivalent	0.15

**CITY OF LAFAYETTE
2015-2016 PROPOSED BUDGET
EXPENDITURE DETAIL**

DEPARTMENT	Circulation Commission
FUND	11
PROGRAM	120

		<i>Actual 2012-2013 Expenditures</i>	<i>Actual 2013-2014 Expenditures</i>	<i>Final 2014-2015 Budget</i>	<i>Estimated 2014-2015 Expenditures</i>	<i>Proposed 2015-2016 Budget</i>	<i>Increase Over Budget</i>
PERSONNEL SERVICES							
702	Regular Personnel	\$78,187	\$84,325	\$84,698	\$84,698	\$74,012	-12.6%
705	Temporary Personnel	0	1,456	0	0	0	0.0%
708	Overtime	0	25	0	0	0	0.0%
711	Social Security	6,002	6,251	6,479	6,479	5,662	-12.6%
714	Worker's Compensation	828	887	2,143	2,143	1,924	-10.2%
721	Fringe Benefits	24,672	26,663	26,313	26,313	22,288	-15.3%
Subtotal PERSONNEL		\$109,689	\$119,606	\$119,633	\$119,633	\$103,887	-13.2%

OPERATIONS AND MAINTENANCE							
741	Office Supplies	\$390	\$271	\$500	\$500	\$492	-1.6%
743	Postage	673	712	400	400	308	-23.1%
745	Printing & Binding	0	0	300	300	300	0.0%
746	Books & Software	0	186	0	0	0	0.0%
748	Special Departmental Supplies	191	645	200	300	500	150.0%
751	Maintenance of Vehicles	0	0	0	0	0	0.0%
761	Maintenance of Equipment	0	0	0	0	0	0.0%
771	Maintenance of Buildings	0	0	0	0	0	0.0%
781	Maintenance of Right of Way	0	0	0	0	0	0.0%
791	Miscellaneous Expenses Under \$500	80	262	300	300	300	0.0%
801	Utilities-Water	0	0	0	0	0	0.0%
805	Utilities-Sewer	0	0	0	0	0	0.0%
811	Utilities-Gas & Electric	0	0	0	0	0	0.0%
821	Utilities-Telephones	146	124	0	0	0	0.0%
825	Utilities-Garbage Disposal	0	0	0	0	0	0.0%
831	Utilities-Street Lighting	0	0	0	0	0	0.0%
835	Utilities-Traffic Signals	0	0	0	0	0	0.0%
841	Rental Expense	8,021	8,411	8,767	8,767	8,486	-3.2%
843	Training	1,147	1,465	1,300	1,300	1,300	0.0%
850	Contingency	0	0	0	0	0	0.0%
851	Advertising/Legal Notices	897	344	200	700	500	150.0%
853	Community Promotion	0	0	0	0	0	0.0%
861	Contractual Services	10,395	9,520	96,000	16,000	23,000	-76.0%
861.5	Reimbursable Emergency Response	0	0	0	0	0	0.0%
862	Contract Sheriff Services	0	0	0	0	0	0.0%
866	Contractual-Recreation	0	0	0	0	0	0.0%
881	Premium Payment-Liability	0	0	0	0	0	0.0%
885	Insurance and Surety Bonds	0	0	0	0	0	0.0%
891	Claims Payments	0	0	0	0	0	0.0%
892	Debt Service	0	0	0	0	0	0.0%
896	Insurance Reserve	0	0	0	0	0	0.0%
Subtotal OP'S AND MAINTENANCE		\$21,940	\$21,940	\$107,967	\$28,567	\$35,186	-67.4%

CAPITAL OUTLAY							
902	Land	\$0	\$0	\$0	\$0	\$0	0.0%
906	Improvements	101	352	0	0	0	0.0%
907	Equipment	0	0	0	0	0	0.0%
908	Depreciation-Capital Equipment	0	0	0	0	0	0.0%
Subtotal CAPITAL OUTLAY		\$101	\$352	\$0	\$0	\$0	0.0%

BASE PROGRAM COST	\$131,731	\$141,897	\$227,600	\$148,200	\$139,073	-38.9%
--------------------------	------------------	------------------	------------------	------------------	------------------	---------------

TOTAL PROGRAM COST	\$131,731	\$141,897	\$227,600	\$148,200	\$139,073	-38.9%
---------------------------	------------------	------------------	------------------	------------------	------------------	---------------

CITY OF LAFAYETTE
2015-2016 PROPOSED BUDGET
DESCRIPTION

DEPARTMENT	Circulation Commission
FUND	11
PROGRAM	120

PROGRAM

The Circulation Commission reviews matters that affect the City's right-of-way, promote traffic safety in the City, and administer the the Circulation Element of the General Plan. The Commission advises the City Council on matters pertaining to traffic safety, on-street parking, walkways and bikeways. The Bicycle and Pedestrian Advisory Committee also conducts its business in coordination with the Circulation Commission by advising the Commission on issues and matters related to non-motorized modes of transportation. The Commission apportions a share of its staffing and other resource allocation to support BPAC activities.

WORKPLAN

- Participate in Downtown Congestion Study via Steering Committee
- Develop traffic improvement recommendatinos from the Olympic Reliez Station Road Corridor Study
- Coordinate with Contra Costa County on Olympic Blvd. Corridor Bike Plan
- Facilitate communication between the community and police on matters of traffic and pedestrian safety.
- Review land development proposals from the standpoint of traffic, pedestrian, and bicycle safety as well as parking impacts.
- Work with BPAC on bicycle and pedestrian issues, including education models funded by Transportation Development grant.
- Review school area traffic safety plans on request basis.

STAFFING REQUIREMENTS

	Position Title	Full-Time Equivalent
702	Transportation Planner	50%
702	Engineering Assistant	10%
702	City Engineer	15%
	Total Full Time Equivalent	0.75

ACCOUNT DESCRIPTIONS

841	Allocated cost of office space rental	\$7,144
	Pro-rata share of City computer expenses	1,342
		\$8,486
861	Consultant Services for traffic counts & surveys	3,000
	Contract/Temp Staffing	10,000
	Consultant traffic engineer	10,000
		\$23,000

**CITY OF LAFAYETTE
2015-2016 PROPOSED BUDGET
EXPENDITURE DETAIL**

DEPARTMENT	Crime Prevention Com.
FUND	11
PROGRAM	130

		<i>Actual 2012-2013 Expenditures</i>	<i>Actual 2013-2014 Expenditures</i>	<i>Final 2014-2015 Budget</i>	<i>Estimated 2014-2015 Expenditures</i>	<i>Proposed 2015-2016 Budget</i>	<i>Increase Over Budget</i>
PERSONNEL SERVICES							
702	Regular Personnel	\$0	\$0	\$0	\$0	\$0	0.0%
705	Temporary Personnel	0	0	0	0	15,000	N/A
708	Overtime	0	0	0	0	0	0.0%
711	Social Security	0	0	0	0	1,148	N/A
714	Worker's Compensation	0	0	0	0	390	N/A
721	Fringe Benefits	0	0	0	0	0	0.0%
Subtotal PERSONNEL		\$0	\$0	\$0	\$0	\$16,538	N/A

OPERATIONS AND MAINTENANCE							
741	Office Supplies	\$0	\$0	\$0	\$0	\$0	0.0%
743	Postage	0	0	0	0	0	0.0%
745	Printing & Binding	0	155	500	500	500	0.0%
746	Books & Software	0	165	0	0	0	0.0%
748	Special Departmental Supplies	1,252	5,941	7,000	7,000	2,000	-71.4%
751	Maintenance of Vehicles	0	0	0	0	0	0.0%
761	Maintenance of Equipment	0	0	0	0	5,000	N/A
771	Maintenance of Buildings	0	0	0	0	0	0.0%
781	Maintenance of Right of Way	0	0	0	0	0	0.0%
791	Miscellaneous Expenses Under \$500	0	0	0	0	0	0.0%
801	Utilities-Water	0	0	0	0	0	0.0%
805	Utilities-Sewer	0	0	0	0	0	0.0%
811	Utilities-Gas & Electric	0	0	0	0	0	0.0%
821	Utilities-Telephones	0	0	0	0	0	0.0%
825	Utilities-Garbage Disposal	0	0	0	0	0	0.0%
831	Utilities-Street Lighting	0	0	0	0	0	0.0%
835	Utilities-Traffic Signals	0	0	0	0	0	0.0%
841	Rental Expense	175	0	0	0	0	0.0%
843	Training	30	0	500	500	500	0.0%
850	Contingency	0	0	0	0	0	0.0%
851	Advertising/Legal Notices	0	0	0	0	0	0.0%
853	Community Promotion	4,858	1,822	2,000	2,000	2,000	0.0%
861	Contractual Services	0	0	0	0	0	0.0%
861.5	Reimbursable Emergency Response	0	0	0	0	0	0.0%
862	Contract Sheriff Services	0	0	0	0	0	0.0%
866	Contractual-Recreation	0	0	0	0	0	0.0%
881	Premium Payment-Liability	0	0	0	0	0	0.0%
885	Insurance and Surety Bonds	0	0	0	0	0	0.0%
891	Claims Payments	0	0	0	0	0	0.0%
892	Debt Service	0	0	0	0	0	0.0%
896	Insurance Reserve	0	0	0	0	0	0.0%
Subtotal OP'S AND MAINTENANCE		\$6,316	\$8,083	\$10,000	\$10,000	\$10,000	0.0%

CAPITAL OUTLAY							
902	Land	\$0	\$0	\$0	\$0	\$0	0.0%
906	Improvements	0	0	0	0	0	0.0%
907	Equipment	975	193	0	0	0	0.0%
908	Depreciation-Capital Equipment	0	0	0	0	0	0.0%
Subtotal CAPITAL OUTLAY		\$975	\$193	\$0	\$0	\$0	0.0%

BASE PROGRAM COST	\$7,291	\$8,277	\$10,000	\$10,000	\$26,538	165.4%
--------------------------	----------------	----------------	-----------------	-----------------	-----------------	---------------

TOTAL PROGRAM COST	\$7,291	\$8,277	\$10,000	\$10,000	\$26,538	165.4%
---------------------------	----------------	----------------	-----------------	-----------------	-----------------	---------------

CITY OF LAFAYETTE
2015-2016 PROPOSED BUDGET
DESCRIPTION

DEPARTMENT	Crime Prevention Com.
FUND	11
PROGRAM	130

PROGRAM

The Crime Prevention Commission exists to educate the community regarding crime prevention measures.

WORKPLAN

- Develop and coordinate neighborhood watch meetings and the neighborhood watch sign program.
- Coordinate community forums on general and specific crime prevention subject areas
- Implement neighborhood crime prevention adoption program targeting the reduction of specific crime trends
- Continue to support and coordinate Child I.D. Program in conjunction with the Chamber of Commerce.
- Coordinate a Community Safety Day in coordination with the Emergency Preparedness Commission.
- Provide crime prevention education material to local media - general and seasonal/theme-specific
- Organize National Night Out
- Engage at various community events to provide remarks and educational material on crime prevention best practices
- Liaise with public and private school groups to provide parents and students with crime prevention guidance
- Deliver crime prevention awareness material in commercial areas of downtown Lafayette (CPC booth, etc)
- Implement the Community Camera Program

ACCOUNT DESCRIPTIONS

705	Surveillance Camera Tech	\$20,000
745	Flyers, brochures and educational pamphlets	\$500
748	Purchase of Neighborhood Watch signs and poles / video project	\$2,000
761	Surveillance camera maintenance	\$5,000
843	Neighborhood watch training	\$500
853	Child I.D. program supplies	500
	Community Forums	1,500
		\$2,000

CITY OF LAFAYETTE
2015-2016 PROPOSED BUDGET
EXPENDITURE DETAIL

DEPARTMENT	Parks, Trails & Rec Commission
FUND	11
PROGRAM	140

		<i>Actual 2012-2013 Expenditures</i>	<i>Actual 2013-2014 Expenditures</i>	<i>Final 2014-2015 Budget</i>	<i>Estimated 2014-2015 Expenditures</i>	<i>Proposed 2015-2016 Budget</i>	<i>Increase Over Budget</i>
PERSONNEL SERVICES							
702	Regular Personnel	\$42,242	\$44,105	\$43,022	\$43,022	\$51,702	20.2%
705	Temporary Personnel	0	2,274	0	0	0	0.0%
708	Overtime	0	0	0	0	0	0.0%
711	Social Security	2,758	2,931	3,291	3,291	3,955	20.2%
714	Worker's Compensation	320	470	1,088	1,088	1,344	23.5%
721	Fringe Benefits	12,035	12,729	12,208	12,208	15,522	27.1%
	Subtotal PERSONNEL	\$57,356	\$62,509	\$59,609	\$59,609	\$72,523	21.7%

OPERATIONS AND MAINTENANCE							
741	Office Supplies	\$500	\$300	\$300	\$300	\$350	16.7%
743	Postage	300	300	200	200	200	0.0%
745	Printing & Binding	382	1,452	1,500	1,500	1,500	0.0%
746	Books & Software	0	0	0	0	0	0.0%
748	Special Departmental Supplies	0	108	1,000	1,000	1,000	0.0%
751	Maintenance of Vehicles	0	0	0	0	0	0.0%
761	Maintenance of Equipment	85	135	150	150	150	0.0%
771	Maintenance of Buildings	0	0	0	0	0	0.0%
781	Maintenance of Right of Way	0	0	0	0	0	0.0%
791	Miscellaneous Expenses Under \$500	0	0	0	0	0	0.0%
801	Utilities-Water	0	0	0	0	0	0.0%
805	Utilities-Sewer	0	0	0	0	0	0.0%
811	Utilities-Gas & Electric	0	0	0	0	0	0.0%
821	Utilities-Telephones	800	476	1,025	1,025	1,025	0.0%
825	Utilities-Garbage Disposal	0	0	0	0	0	0.0%
831	Utilities-Street Lighting	0	0	0	0	0	0.0%
835	Utilities-Traffic Signals	0	0	0	0	0	0.0%
841	Rental Expense	361	250	300	300	892	197.4%
843	Training	160	170	0	0	2,000	N/A
850	Contingency	0	0	0	0	0	0.0%
851	Advertising/Legal Notices	132	0	0	0	0	0.0%
853	Community Promotion	0	0	0	0	0	0.0%
861	Contractual Services	2,700	2,450	18,800	18,800	17,600	-6.4%
861.5	Reimbursable Emergency Response	0	0	0	0	0	0.0%
862	Contract Sheriff Services	0	0	0	0	0	0.0%
866	Contractual-Recreation	0	0	0	0	0	0.0%
881	Premium Payment-Liability	0	0	0	0	0	0.0%
885	Insurance and Surety Bonds	0	0	0	0	0	0.0%
891	Claims Payments	0	0	0	0	0	0.0%
892	Debt Service	0	0	0	0	0	0.0%
896	Insurance Reserve	0	0	0	0	0	0.0%
	Subtotal OP'S AND MAINTENANCE	\$5,420	\$5,640	\$23,275	\$23,275	\$24,717	6.2%

CAPITAL OUTLAY							
902	Land	\$0	\$0	\$0	\$0	\$0	0.0%
906	Improvements	0	0	0	0	0	0.0%
907	Equipment	0	0	0	0	0	0.0%
908	Depreciation-Capital Equipment	0	0	0	0	0	0.0%
	Subtotal CAPITAL OUTLAY	\$0	\$0	\$0	\$0	\$0	0.0%

BASE PROGRAM COST	\$62,776	\$68,149	\$82,884	\$82,884	\$97,240	17.3%
--------------------------	-----------------	-----------------	-----------------	-----------------	-----------------	--------------

TOTAL PROGRAM COST	\$62,776	\$68,149	\$82,884	\$82,884	\$97,240	17.3%
---------------------------	-----------------	-----------------	-----------------	-----------------	-----------------	--------------

CITY OF LAFAYETTE
2015-2016 PROPOSED BUDGET
DESCRIPTION

DEPARTMENT	Parks, Trails & Rec Commission
FUND	11
PROGRAM	140

PROGRAM

The Parks, Trails and Recreation Commission supports the development of city parks, trails, and recreation areas and makes recommendations to the City Council and staff. This budget also supports non-revenue generating services, including:

- Staff time to impart general recreation information to the public
- Staff time to write and administer park, trail, and open space grants
- Staff time to prepare agendas and attend PT&R Commission meetings
- Staff time to assist consultants and task forces on Master Plans, surveys and studies

WORKPLAN

The Commission is divided into the following 3 subcommittees with duties as indicated:

Parks

- Review and support effective management and operations of existing park facilities to maximize public enjoyment.
- Continue to seek funding and develop the Community Park and other City parks.
- Participate in the development of City policies that affect parks and encourage public awareness and use of park facilities.

Trails

- Continue to pursue easements for trails as shown on the Trails Master Plan.
- Construct, maintain, and upgrade trails over easements already obtained.
- Increase public awareness of trails
- Secure progress reports regarding trail easement properties involving EBMUD, the EBRPD, and neighboring communities.
- Pursue outside sources of funding for trail projects.

Community Center

- Continue supporting the self-sufficiency of recreation programs.
- Continue maintaining and up-grading the Community Center facilities.

STAFFING REQUIREMENTS

	Position Title	Full-Time Equivalent
702	Parks, Trails and Recreation Director	30%
	Administrative Assistant - P&R - A	5%
	Administrative Assistant - P&R - B	5%
	Total Full Time Equivalent	0.40

ACCOUNT DESCRIPTIONS

745	Trails pamphlets and park design plans	\$1,500
748	Community Service project supplies	\$1,000
821	Share of basic phone and Internet expenses	\$1,025
841	Copier lease and postage meter	\$300
843	Trails and Greenways Conference	\$2,000
861	Parks, Trails and Recreation Commission Minutes	\$3,000
	Leigh Creekside Park Improvement Plans	14,600
		<u>\$17,600</u>

**CITY OF LAFAYETTE
2015-2016 PROPOSED BUDGET
EXPENDITURE DETAIL**

DEPARTMENT	Senior Services
FUND	11
PROGRAM	141

		<i>Actual 2012-2013 Expenditures</i>	<i>Actual 2013-2014 Expenditures</i>	<i>Final 2014-2015 Budget</i>	<i>Estimated 2014-2015 Expenditures</i>	<i>Proposed 2015-2016 Budget</i>	<i>Increase Over Budget</i>
PERSONNEL SERVICES							
702	Regular Personnel	\$49,137	\$50,023	\$52,298	\$52,298	\$53,218	1.8%
705	Temporary Personnel	21,720	20,546	22,724	22,724	22,724	0.0%
708	Overtime	0	0	0	0	0	0.0%
711	Social Security	3,833	3,716	5,739	5,739	5,810	1.2%
714	Worker's Compensation	710	729	1,323	1,323	1,974	49.2%
721	Fringe Benefits	22,015	22,573	25,829	25,829	25,924	0.4%
	Subtotal PERSONNEL	\$97,415	\$97,588	\$107,914	\$107,914	\$109,650	1.6%

OPERATIONS AND MAINTENANCE							
741	Office Supplies	\$770	\$400	\$400	\$700	\$700	75.0%
743	Postage	2,299	2,200	2,200	2,200	2,300	4.5%
745	Printing & Binding	7,626	7,370	4,750	4,750	4,750	0.0%
746	Books & Software	0	0	0	0	0	0.0%
748	Special Departmental Supplies	792	609	900	1,500	2,000	122.2%
751	Maintenance of Vehicles	0	0	0	0	0	0.0%
761	Maintenance of Equipment	255	135	300	300	300	0.0%
771	Maintenance of Buildings	0	0	0	0	0	0.0%
781	Maintenance of Right of Way	0	0	0	0	0	0.0%
791	Miscellaneous Expenses Under \$500	0	0	0	0	0	0.0%
801	Utilities-Water	0	0	0	0	0	0.0%
805	Utilities-Sewer	0	0	0	0	0	0.0%
811	Utilities-Gas & Electric	0	0	0	0	0	0.0%
821	Utilities-Telephones	796	784	1,040	1,040	1,040	0.0%
825	Utilities-Garbage Disposal	0	0	0	0	0	0.0%
831	Utilities-Street Lighting	0	0	0	0	0	0.0%
835	Utilities-Traffic Signals	0	0	0	0	0	0.0%
841	Rental Expense	1,168	1,315	1,800	1,400	1,879	4.4%
843	Training	0	15	145	100	145	0.0%
850	Contingency	0	0	0	0	0	0.0%
851	Advertising/Legal Notices	0	0	0	0	0	0.0%
853	Community Promotion	80	50	200	100	200	0.0%
861	Contractual Services	6,709	3,335	6,600	4,000	4,200	-36.4%
861.5	Reimbursable Emergency Response	0	0	0	0	0	0.0%
862	Contract Sheriff Services	0	0	0	0	0	0.0%
866	Contractual-Recreation	0	0	0	0	0	0.0%
881	Premium Payment-Liability	0	0	0	0	0	0.0%
885	Insurance and Surety Bonds	0	0	0	0	0	0.0%
891	Claims Payments	0	0	0	0	0	0.0%
892	Debt Service	0	0	0	0	0	0.0%
896	Insurance Reserve	0	0	0	0	0	0.0%
	Subtotal OP'S AND MAINTENANCE	\$20,495	\$16,213	\$18,335	\$16,090	\$17,514	-4.5%

CAPITAL OUTLAY							
902	Land	\$0	\$0	\$0	\$0	\$0	0.0%
906	Improvements	0	0	0	0	0	0.0%
907	Equipment	0	0	0	0	0	0.0%
908	Depreciation-Capital Equipment	0	0	0	0	0	0.0%
	Subtotal CAPITAL OUTLAY	\$0	\$0	\$0	\$0	\$0	0.0%

BASE PROGRAM COST	\$117,911	\$113,801	\$126,249	\$124,004	\$127,164	0.7%
--------------------------	------------------	------------------	------------------	------------------	------------------	-------------

TOTAL PROGRAM COST	\$117,911	\$113,801	\$126,249	\$124,004	\$127,164	0.7%
---------------------------	------------------	------------------	------------------	------------------	------------------	-------------

CITY OF LAFAYETTE
2015-2016 PROPOSED BUDGET
DESCRIPTION

DEPARTMENT	Senior Services
FUND	11
PROGRAM	141

PROGRAM

It is the mission of the Lafayette Senior Services Commission to enhance the well being of Lafayette's older adults by identifying their concerns, and needs; providing information about resources; and promoting community programs and services that enable them to live meaningful lives.

WORKPLAN

- Assist in the development, coordination, and promotion of the Lafayette Senior Services Center programs.
- Maintain representation on County Committees to monitor and advocate for County services for older adults.
- Continue promotion and support of accessible transportation for seniors.
- Explore development of additional senior housing.

STAFFING REQUIREMENTS

	Position Title	Full-Time Equivalent
702	Parks, Trails and Recreation Director	5%
	Senior Center Coordinator	75%
	Total Full Time Equivalent	0.80

ACCOUNT DESCRIPTIONS

705	Temporary Employees (19 hours per week)	22,724
743	Rec Guide	\$1,760
	Misc	540
		<u>\$2,300</u>
745	Recreation Guide	4,750
821	Internet connection & phones	\$1,040
841	Copier lease, postage meter, Community Hall rental	\$1,800
	Computer Support	79
		<u>\$1,879</u>
861	eTrack Software	\$1,200
	Program Facilitation (contract presenters)	3,000
		<u>\$4,200</u>

**CITY OF LAFAYETTE
2015-2016 PROPOSED BUDGET
EXPENDITURE DETAIL**

DEPARTMENT	Youth Commission
FUND	11
PROGRAM	142

		<i>Actual 2012-2013 Expenditures</i>	<i>Actual 2013-2014 Expenditures</i>	<i>Final 2014-2015 Budget</i>	<i>Estimated 2014-2015 Expenditures</i>	<i>Proposed 2015-2016 Budget</i>	<i>Increase Over Budget</i>
PERSONNEL SERVICES							
702	Regular Personnel	\$14,709	\$15,199	\$16,844	\$16,844	\$18,575	10.3%
705	Temporary Personnel	5,519	5,264	12,000	6,000	12,000	0.0%
708	Overtime	0	0	0	0	0	0.0%
711	Social Security	1,538	1,509	2,207	2,207	2,339	6.0%
714	Worker's Compensation	206	212	426	426	795	86.5%
721	Fringe Benefits	6,434	7,283	7,474	7,474	8,156	9.1%
	Subtotal PERSONNEL	\$28,407	\$29,467	\$38,951	\$32,951	\$41,865	7.5%

OPERATIONS AND MAINTENANCE							
741	Office Supplies	\$128	\$275	\$275	\$275	\$275	0.0%
743	Postage	0	233	0	0	0	0.0%
745	Printing & Binding	0	0	250	250	250	0.0%
746	Books & Software	0	0	0	0	0	0.0%
748	Special Departmental Supplies	0	0	0	0	0	0.0%
751	Maintenance of Vehicles	0	0	0	0	0	0.0%
761	Maintenance of Equipment	85	0	450	450	450	0.0%
771	Maintenance of Buildings	0	0	0	0	0	0.0%
781	Maintenance of Right of Way	0	0	0	0	0	0.0%
791	Miscellaneous Expenses Under \$500	0	0	0	0	0	0.0%
801	Utilities-Water	0	0	0	0	0	0.0%
805	Utilities-Sewer	0	0	0	0	0	0.0%
811	Utilities-Gas & Electric	0	0	0	0	0	0.0%
821	Utilities-Telephones	260	260	350	350	350	0.0%
825	Utilities-Garbage Disposal	0	0	0	0	0	0.0%
831	Utilities-Street Lighting	0	0	0	0	0	0.0%
835	Utilities-Traffic Signals	0	0	0	0	0	0.0%
841	Rental Expense	0	215	450	450	805	78.9%
843	Training	0	495	500	500	500	0.0%
850	Contingency	0	0	0	0	0	0.0%
851	Advertising/Legal Notices	0	0	0	0	0	0.0%
853	Community Promotion	0	0	0	0	0	0.0%
861	Contractual Services	1,200	1,200	1,800	1,800	1,800	0.0%
861.5	Reimbursable Emergency Response	0	0	0	0	0	0.0%
862	Contract Sheriff Services	0	0	0	0	0	0.0%
866	Contractual-Recreation	9,085	8,093	13,000	8,000	13,000	0.0%
881	Premium Payment-Liability	0	0	0	0	0	0.0%
885	Insurance and Surety Bonds	0	0	0	0	0	0.0%
891	Claims Payments	0	0	0	0	0	0.0%
892	Debt Service	0	0	0	0	0	0.0%
896	Insurance Reserve	0	0	0	0	0	0.0%
	Subtotal OP'S AND MAINTENANCE	\$10,758	\$10,771	\$17,075	\$12,075	\$17,430	2.1%

CAPITAL OUTLAY							
902	Land	\$0	\$0	\$0	\$0	\$0	0.0%
906	Improvements	0	0	0	0	0	0.0%
907	Equipment	0	0	0	0	23,065	N/A
908	Depreciation-Capital Equipment	0	0	0	0	0	0.0%
	Subtotal CAPITAL OUTLAY	\$0	\$0	\$0	\$0	\$23,065	N/A

BASE PROGRAM COST	\$39,165	\$40,239	\$56,026	\$45,026	\$82,360	47.0%
--------------------------	-----------------	-----------------	-----------------	-----------------	-----------------	--------------

TOTAL PROGRAM COST	\$39,165	\$40,239	\$56,026	\$45,026	\$82,360	47.0%
---------------------------	-----------------	-----------------	-----------------	-----------------	-----------------	--------------

CITY OF LAFAYETTE
2015-2016 PROPOSED BUDGET
DESCRIPTION

DEPARTMENT	Youth Commission
FUND	11
PROGRAM	142

PROGRAM

The Youth Commission was formed to advise the City Council on issues pertaining to Youth in Lafayette. The Commission will coordinate activities for youth and become involved in community functions that benefit both the youth and the community-at-large.

GOALS

- Perform various community services.
- Promote and support community services for youth.
- Promote, implement, and support activities for youth.
- Consider involvement in other programs outside the City.
- Maintain and enhance cooperative activities with local schools.

STAFFING REQUIREMENTS

	<u>Position Title</u>	<u>Full-Time Equivalent</u>
702	Recreation Supervisor - A	20.0%
	Administrative Assistant - P&R - A	2.5%
	Administrative Assistant - P&R - B	2.5%
	<u>Total Full Time Equivalent</u>	<u>0.25</u>

ACCOUNT DESCRIPTIONS

705	Teen Program meeting & event staff	\$12,000
761	RecWare Maintenance	\$450
841	Copier lease and postage meter	\$450
	Computer Support	355
		<u>\$805</u>
843	Strategic planning & team building retreat	\$500
861	Credit card fees	\$1,800
907	Sound equipment for new Manzanita Room	\$23,065

DESCRIPTION OF NET REVENUES

	<u>Budget 2014/15</u>	<u>Estimated 2014/15</u>	<u>Proposed 2015/16</u>
Revenue	\$13,500	\$9,400	\$13,500
Event Expenses	\$7,500	\$6,400	\$7,500
Net Revenue	\$6,000	\$3,000	\$6,000
Sinking Fund Beginning Balance	\$21,065	\$22,065	\$24,065
Add Net Revenue	6,000	3,000	6,000
Less Donations*	(5,000)	(1,000)	(5,000)
Less Release from Sinking Fund for Equipment			(23,065)
Sinking Fund Ending Balance	22,065	24,065	2,000

NOTES:

Youth activities are treated as an enterprise. Any surplus generated by youth activities, after deducting expenditures for the events, is placed in a General Fund reserve account (sinking fund) for Teen activities. This surplus will be used to make donations to various causes that benefit youth and the community.

**CITY OF LAFAYETTE
2015-2016 PROPOSED BUDGET
EXPENDITURE DETAIL**

DEPARTMENT	Planning Commission
FUND	11
PROGRAM	150

		<i>Actual 2012-2013 Expenditures</i>	<i>Actual 2013-2014 Expenditures</i>	<i>Final 2014-2015 Budget</i>	<i>Estimated 2014-2015 Expenditures</i>	<i>Proposed 2015-2016 Budget</i>	<i>Increase Over Budget</i>
PERSONNEL SERVICES							
702	Regular Personnel	\$245,761	\$275,903	\$253,202	\$253,202	\$ 215,149	-15.0%
705	Temporary Personnel	0	0	0	0		0.0%
708	Overtime	4,303	2,326	4,000	4,000		N/A
711	Social Security	18,771	19,864	19,676	19,676	16,459	-16.3%
714	Worker's Compensation	2,559	2,849	6,406	6,406	5,594	-12.7%
721	Fringe Benefits	84,088	95,002	88,441	88,441	73,995	-16.3%
Subtotal PERSONNEL		\$355,482	\$395,945	\$371,724	\$371,724	\$311,197	-16.3%

OPERATIONS AND MAINTENANCE							
741	Office Supplies	\$1,715	\$1,316	\$1,705	\$1,705	\$ 1,410	-17.3%
743	Postage	619	499	1,067	1,067	882	-17.3%
745	Printing & Binding	375	0	500	500	500	0.0%
746	Books & Software	0	0	0	0	0	0.0%
748	Special Departmental Supplies	0	0	200	200	200	0.0%
751	Maintenance of Vehicles	0	0	0	0	0	0.0%
761	Maintenance of Equipment	0	0	0	0	0	0.0%
771	Maintenance of Buildings	0	0	0	0	0	0.0%
781	Maintenance of Right of Way	0	0	0	0	0	0.0%
791	Miscellaneous Expenses Under \$500	541	620	500	500	500	0.0%
801	Utilities-Water	0	0	0	0	0	0.0%
805	Utilities-Sewer	0	0	0	0	0	0.0%
811	Utilities-Gas & Electric	0	0	0	0	0	0.0%
821	Utilities-Telephones	0	13	0	0	0	0.0%
825	Utilities-Garbage Disposal	0	0	0	0	0	0.0%
831	Utilities-Street Lighting	0	0	0	0	0	0.0%
835	Utilities-Traffic Signals	0	0	0	0	0	0.0%
841	Rental Expense	27,270	30,693	30,393	30,393	23,873	-21.5%
843	Training	880	639	2,000	2,000	2,000	0.0%
850	Contingency	0	0	0	0	0	0.0%
851	Advertising/Legal Notices	152	1,159	500	500	500	0.0%
853	Community Promotion	0	0	0	0	0	0.0%
861	Contractual Services	5,350	4,263	10,000	10,000	10,000	0.0%
861.5	Reimbursable Emergency Response	0	0	0	0	0	0.0%
862	Contract Sheriff Services	0	0	0	0	0	0.0%
866	Contractual-Recreation	0	0	0	0	0	0.0%
881	Premium Payment-Liability	0	0	0	0	0	0.0%
885	Insurance and Surety Bonds	0	0	0	0	0	0.0%
891	Claims Payments	0	0	0	0	0	0.0%
892	Debt Service	0	0	0	0	0	0.0%
896	Insurance Reserve	0	0	0	0	0	0.0%
Subtotal OP'S AND MAINTENANCE		\$36,901	\$39,201	\$46,865	\$46,865	\$39,866	-14.9%

CAPITAL OUTLAY							
902	Land	\$0	\$0	\$0	\$0	\$0	0.0%
906	Improvements	0	0	0	0	0	0.0%
907	Equipment	0	0	0	0	0	0.0%
908	Depreciation-Capital Equipment	0	0	0	0	0	0.0%
Subtotal CAPITAL OUTLAY		\$0	\$0	\$0	\$0	\$0	0.0%

BASE PROGRAM COST	\$392,382	\$435,146	\$418,590	\$418,590	\$351,063	-16.1%
--------------------------	------------------	------------------	------------------	------------------	------------------	---------------

TOTAL PROGRAM COST	\$392,382	\$435,146	\$418,590	\$418,590	\$351,063	-16.1%
---------------------------	------------------	------------------	------------------	------------------	------------------	---------------

CITY OF LAFAYETTE
2015-2016 PROPOSED BUDGET
DESCRIPTION

DEPARTMENT	Planning Commission
FUND	11
PROGRAM	150

PROGRAM

The Planning Commission was established to implement the planning and zoning regulations of the City of Lafayette.

WORKPLAN

- Implement the General Plan and Downtown Specific Plan
- Exercise the powers and duties prescribed by statute and ordinance and as assigned by the City Council.
- Hear and decide land use permits, variances, design review, hillside permits, and subdivision approvals.
- Advise the City Council on administration of the laws governing approval of rezonings, planned developments, and ordinance changes.
- Evaluate planning procedures to provide services in the most expeditious fashion without sacrificing quality of review.
- Evaluate the existing level of review for new development and where necessary to implement General Plan goals, recommend changes to the City Council.

STAFFING REQUIREMENTS

	<u>Position Title</u>	<u>Full-Time Equivalent</u>
702	Planning & Building Director	50%
	Assistant Planning Director	30%
	Senior Planner	40%
	Planning Technician - B	5%
	Associate Planner	30%
	Assistant Planner	30%
	Planning Technician - A	5%
	Planning Assistant	25%
	Total Full Time Equivalent	2.15

ACCOUNT DESCRIPTIONS

841	Allocated cost of office space rental	\$20,479
	Pro-rata share of City computer expenses	<u>3,395</u>
		\$23,873
843	Workshops, conferences, seminars and other training (Center for Urban Planning, Cal APA, Planner Institute)	\$2,000
861	Planning Commission Minutes	\$10,000

**CITY OF LAFAYETTE
2015-2016 PROPOSED BUDGET
EXPENDITURE DETAIL**

DEPARTMENT	Design Rev. Commission
FUND	11
PROGRAM	151

		<i>Actual 2012-2013 Expenditures</i>	<i>Actual 2013-2014 Expenditures</i>	<i>Final 2014-2015 Budget</i>	<i>Estimated 2014-2015 Expenditures</i>	<i>Proposed 2015-2016 Budget</i>	<i>Increase Over Budget</i>
PERSONNEL SERVICES							
702	Regular Personnel	\$175,774	\$213,537	\$191,007	\$191,007	\$ 179,114	-6.2%
705	Temporary Personnel	0	0	0	0	0	0.0%
708	Overtime	5,737	2,350	4,500	4,500	4,500	0.0%
711	Social Security	13,713	15,740	14,956	14,956	14,046	-6.1%
714	Worker's Compensation	1,862	2,214	4,832	4,832	4,657	-3.6%
721	Fringe Benefits	65,771	76,675	69,409	69,409	64,307	-7.4%
Subtotal PERSONNEL		\$262,857	\$310,515	\$284,705	\$284,705	\$266,624	-6.4%

OPERATIONS AND MAINTENANCE							
741	Office Supplies	\$1,313	\$890	\$1,476	\$1,476	\$1,443	-2.2%
743	Postage	456	477	923	923	903	-2.2%
745	Printing & Binding	0	0	0	0	0	0.0%
746	Books & Software	0	0	0	0	0	0.0%
748	Special Departmental Supplies	0	0	0	0	0	0.0%
751	Maintenance of Vehicles	0	0	0	0	0	0.0%
761	Maintenance of Equipment	0	0	0	0	0	0.0%
771	Maintenance of Buildings	0	0	0	0	0	0.0%
781	Maintenance of Right of Way	0	0	0	0	0	0.0%
791	Miscellaneous Expenses Under \$500	136	146	500	500	500	0.0%
801	Utilities-Water	0	0	0	0	0	0.0%
805	Utilities-Sewer	0	0	0	0	0	0.0%
811	Utilities-Gas & Electric	0	0	0	0	0	0.0%
821	Utilities-Telephones	0	13	0	0	0	0.0%
825	Utilities-Garbage Disposal	0	0	0	0	0	0.0%
831	Utilities-Street Lighting	0	0	0	0	0	0.0%
835	Utilities-Traffic Signals	0	0	0	0	0	0.0%
841	Rental Expense	21,919	25,501	26,302	26,302	24,429	-7.1%
843	Training	0	0	1,000	1,000	1,000	0.0%
850	Contingency	0	0	0	0	0	0.0%
851	Advertising/Legal Notices	0	0	0	0	0	0.0%
853	Community Promotion	0	0	0	0	0	0.0%
861	Contractual Services	6,268	9,984	13,600	13,600	13,600	0.0%
861.5	Reimbursable Emergency Response	0	0	0	0	0	0.0%
862	Contract Sheriff Services	0	0	0	0	0	0.0%
866	Contractual-Recreation	0	0	0	0	0	0.0%
881	Premium Payment-Liability	0	0	0	0	0	0.0%
885	Insurance and Surety Bonds	0	0	0	0	0	0.0%
891	Claims Payments	0	0	0	0	0	0.0%
892	Debt Service	0	0	0	0	0	0.0%
896	Insurance Reserve	0	0	0	0	0	0.0%
Subtotal OP'S AND MAINTENANCE		\$30,092	\$37,010	\$43,801	\$43,801	\$41,874	-4.4%

CAPITAL OUTLAY							
902	Land	\$0	\$0	\$0	\$0	\$0	0.0%
906	Improvements	0	0	0	0	0	0.0%
907	Equipment	0	0	0	0	0	0.0%
908	Depreciation-Capital Equipment	0	0	0	0	0	0.0%
Subtotal CAPITAL OUTLAY		\$0	\$0	\$0	\$0	\$0	0.0%

BASE PROGRAM COST	\$292,949	\$347,525	\$328,506	\$328,506	\$308,499	-6.1%
--------------------------	------------------	------------------	------------------	------------------	------------------	--------------

TOTAL PROGRAM COST	\$292,949	\$347,525	\$328,506	\$328,506	\$308,499	-6.1%
---------------------------	------------------	------------------	------------------	------------------	------------------	--------------

CITY OF LAFAYETTE
2015-2016 PROPOSED BUDGET
DESCRIPTION

DEPARTMENT	Design Rev. Commission
FUND	11
PROGRAM	151

PROGRAM

The Design Review Commission was established to advise the Planning Commission and City Council on matters relating to aesthetics and the physical appearance of the City of Lafayette, as well as on those matters for which it is the designated decision making body.

WORKPLAN

- Hear and decide applications for design review and hillside development permits.
- Serve as a referral body to the Planning Commission on land use, subdivision and variance applications
- Process and review applications in a timely and professional manner.
- Support the Downtown Street Improvement Master Plan Implementation Committee.

STAFFING REQUIREMENTS

	Position Title	Full-Time Equivalent
702	Planning & Building Director	10%
	Assistant Planning Director	30%
	Senior Planner	40%
	Planning Technician - B	20%
	Associate Planner	40%
	Assistant Planner	30%
	Planning Technician - A	20%
	Planning Assistant	30%
	Total Full Time Equivalent	2.20

ACCOUNT DESCRIPTIONS

841	Allocated cost of office space rental	\$20,955
	Pro-rata share of City computer expenses	3,474
		<u>\$24,429</u>
861	Design Review Commission Minutes	\$10,000
	Downtown Street Improvement Master Plan Committee (DSIMPC) Support	3,600
		<u>\$13,600</u>

**CITY OF LAFAYETTE
2015-2016 PROPOSED BUDGET
EXPENDITURE DETAIL**

DEPARTMENT	Environmental Task Force
FUND	11
PROGRAM	152

		<i>Actual 2012-2013 Expenditures</i>	<i>Actual 2013-2014 Expenditures</i>	<i>Final 2014-2015 Budget</i>	<i>Estimated 2014-2015 Expenditures</i>	<i>Proposed 2015-2016 Budget</i>	<i>Increase Over Budget</i>
PERSONNEL SERVICES							
702	Regular Personnel					\$ 6,547	N/A
705	Temporary Personnel					0	0.0%
708	Overtime					0	0.0%
711	Social Security					501	N/A
714	Worker's Compensation					170	N/A
721	Fringe Benefits					1,980	N/A
Subtotal PERSONNEL		\$0	\$0	\$0	\$0	\$9,198	N/A

OPERATIONS AND MAINTENANCE							
741	Office Supplies					\$66	N/A
743	Postage					41	N/A
745	Printing & Binding					0	0.0%
746	Books & Software					0	0.0%
748	Special Departmental Supplies					0	0.0%
751	Maintenance of Vehicles					0	0.0%
761	Maintenance of Equipment					0	0.0%
771	Maintenance of Buildings					0	0.0%
781	Maintenance of Right of Way					0	0.0%
791	Miscellaneous Expenses Under \$500					0	0.0%
801	Utilities-Water					0	0.0%
805	Utilities-Sewer					0	0.0%
811	Utilities-Gas & Electric					0	0.0%
821	Utilities-Telephones					0	0.0%
825	Utilities-Garbage Disposal					0	0.0%
831	Utilities-Street Lighting					0	0.0%
835	Utilities-Traffic Signals					0	0.0%
841	Rental Expense					1,110	N/A
843	Training					0	0.0%
850	Contingency					0	0.0%
851	Advertising/Legal Notices					0	0.0%
853	Community Promotion					0	0.0%
861	Contractual Services					0	0.0%
861.5	Reimbursable Emergency Response					0	0.0%
862	Contract Sheriff Services					0	0.0%
866	Contractual-Recreation					0	0.0%
881	Premium Payment-Liability					0	0.0%
885	Insurance and Surety Bonds					0	0.0%
891	Claims Payments					0	0.0%
892	Debt Service					0	0.0%
896	Insurance Reserve					0	0.0%
Subtotal OP'S AND MAINTENANCE		\$0	\$0	\$0	\$0	\$1,217	N/A

CAPITAL OUTLAY							
902	Land					\$0	0.0%
906	Improvements					0	0.0%
907	Equipment					0	0.0%
908	Depreciation-Capital Equipment					0	0.0%
Subtotal CAPITAL OUTLAY		\$0	\$0	\$0	\$0	\$0	0.0%

BASE PROGRAM COST	\$0	\$0	\$0	\$0	\$10,415	N/A
--------------------------	------------	------------	------------	------------	-----------------	------------

TOTAL PROGRAM COST	\$0	\$0	\$0	\$0	\$10,415	N/A
---------------------------	------------	------------	------------	------------	-----------------	------------

CITY OF LAFAYETTE
2015-2016 PROPOSED BUDGET
DESCRIPTION

DEPARTMENT	Environmental Task Force
FUND	11
PROGRAM	152

PROGRAM

The City is committed to developing and implementing environmental policies and programs that will enable the City and its residents to meet their present needs without sacrificing the ability of future generations to meet their needs. The Environmental Task Force advises the City Council on environmental programs and policies that help to fulfill that vision.

WORKPLAN

- Complete the Environmental Action Plan
- Study the feasibility of community choice aggregation
- Prepare water efficient landscape regulations
- Study establishing electric vehicle charging stations on public property
- Incorporate green building resources as part of development application packet; incentivize green building practices

STAFFING REQUIREMENTS

	Position Title	Full-Time Equivalent
702	Assistant Planner	10%
	Total Full Time Equivalent	0.10

**CITY OF LAFAYETTE
2015-2016 PROPOSED BUDGET
EXPENDITURE DETAIL**

DEPARTMENT	Police Services
FUND	11
PROGRAM	210

		<i>Actual 2012-2013 Expenditures</i>	<i>Actual 2013-2014 Expenditures</i>	<i>Final 2014-2015 Budget</i>	<i>Estimated 2014-2015 Expenditures</i>	<i>Proposed 2015-2016 Budget</i>	<i>Increase Over Budget</i>
PERSONNEL SERVICES							
702	Regular Personnel	\$106,185	\$111,680	\$145,292	\$145,292	\$155,993	7.4%
705	Temporary Personnel	0	2,718	0	0	0	0.0%
708	Overtime	8,243	7,502	6,000	6,000	6,000	0.0%
711	Social Security	9,481	9,942	11,574	11,574	12,392	7.1%
714	Worker's Compensation	1,182	1,250	3,676	3,676	4,056	10.3%
721	Fringe Benefits	34,101	35,578	45,731	45,731	52,753	15.4%
	Subtotal PERSONNEL	\$159,192	\$168,670	\$212,273	\$212,273	\$231,194	8.9%

OPERATIONS AND MAINTENANCE							
741	Office Supplies	\$6,968	\$7,900	\$5,000	\$5,000	\$5,000	0.0%
743	Postage	215	212	400	400	400	0.0%
745	Printing & Binding	18	253	0	0	0	0.0%
746	Books & Software	1,439	1,421	2,000	2,000	2,000	0.0%
748	Special Departmental Supplies	13,860	11,319	8,500	8,500	10,000	17.6%
751	Maintenance of Vehicles	147,373	115,459	90,000	90,000	95,000	5.6%
761	Maintenance of Equipment	2,266	7,102	4,000	4,000	5,000	25.0%
771	Maintenance of Buildings	2,601	2,311	5,000	5,000	5,000	0.0%
781	Maintenance of Right of Way	663	0	0	0	0	0.0%
791	Miscellaneous Expenses Under \$500	10,378	6,146	5,000	5,000	5,000	0.0%
801	Utilities-Water	0	0	0	0	0	0.0%
805	Utilities-Sewer	0	0	0	0	0	0.0%
811	Utilities-Gas & Electric	0	0	0	0	0	0.0%
821	Utilities-Telephones	14,536	19,410	20,000	20,000	20,000	0.0%
825	Utilities-Garbage Disposal	0	0	0	0	0	0.0%
831	Utilities-Street Lighting	0	0	0	0	0	0.0%
835	Utilities-Traffic Signals	0	0	0	0	0	0.0%
841	Rental Expense	93,556	97,461	106,219	106,219	109,229	2.8%
843	Training	14,654	8,817	15,000	15,000	15,000	0.0%
850	Contingency	0	0	0	0	0	0.0%
851	Advertising/Legal Notices	0	0	0	0	0	0.0%
853	Community Promotion	192	2,928	1,000	1,000	1,000	0.0%
861	Contractual Services	200,417	183,457	212,600	212,600	214,800	1.0%
861.5	Reimbursable Emergency Response	0	0	0	0	0	0.0%
862	Contract Sheriff Services	2,613,680	2,579,132	3,327,941	3,327,941	3,495,366	5.0%
866	Contractual-Recreation	0	0	0	0	0	0.0%
881	Premium Payment-Liability	0	0	0	0	0	0.0%
885	Insurance and Surety Bonds	0	0	0	0	0	0.0%
891	Claims Payments	0	0	0	0	0	0.0%
892	Debt Service	0	0	0	0	0	0.0%
896	Insurance Reserve	0	0	0	0	0	0.0%
	Subtotal OP'S AND MAINTENANCE	\$3,122,817	\$3,043,328	\$3,802,660	\$3,802,660	\$3,982,795	4.7%

CAPITAL OUTLAY							
902	Land	\$0	\$0	\$0	\$0	\$0	0.0%
906	Improvements	0	0	0	0	0	0.0%
907	Equipment	181,188	206,860	100,000	100,000	0	N/A
908	Depreciation-Capital Equipment	0	0	0	0	0	0.0%
	Subtotal CAPITAL OUTLAY	\$181,188	\$206,860	\$100,000	\$100,000	\$0	N/A

BASE PROGRAM COST	\$3,463,197	\$3,418,858	\$4,114,933	\$4,114,933	\$4,213,989	2.4%
--------------------------	--------------------	--------------------	--------------------	--------------------	--------------------	-------------

999	Prior Year Savings	\$0	\$0	\$25,000	\$0	\$25,000
-----	--------------------	-----	-----	----------	-----	----------

TOTAL PROGRAM COST	\$3,463,197	\$3,418,858	\$4,139,933	\$4,114,933	\$4,238,989	2.4%
---------------------------	--------------------	--------------------	--------------------	--------------------	--------------------	-------------

CITY OF LAFAYETTE
2015-2016 PROPOSED BUDGET
DESCRIPTION

DEPARTMENT	Police Services
FUND	11
PROGRAM	210

PROGRAM

This program provides contract law enforcement services to the community via the Contra Costa Sheriff's Department. Services include crime suppression, investigation, traffic enforcement, youth services, and community education.

WORKPLAN

- Continue liaison with and participation in city commissions and community groups to ensure that community standards are enforced and an open line of communication is maintained between the Police Department and the public they serve.
- Increase driver safety and compliance with traffic laws through an aggressive enforcement policy, education, citations and warnings.
- Establish a team approach to criminal investigation so that our Youth Services Officer, Detective, beat officers and the community all work together to jointly solve crimes and aggressively prosecute lawbreakers.
- Ensure continuation of the neighborhood patrol plan so that all city streets are patrolled on a regular basis.
- Continue to use the Bicycle Patrol Officer to patrol the core downtown area and function as the primary liaison to the Lafayette business community.
- Encourage the use of volunteers to supplement and assist the department in its duties. Explore the feasibility of joining the Sheriff's Senior Volunteer Program.
- Monitor and update fleet the management plan and ensure the cost effective and safe use of city owned patrol vehicles.

STAFFING REQUIREMENTS

	Position Title	Full-Time Equivalent
702	Community Services Officer	60%
	Police Services Assistant - A	100%
	Police Services Assistant - B	60%
	Total Full Time Equivalent	2.20

ACCOUNT DESCRIPTIONS

748	Uniforms, badges, logs, business cards.	\$8,500	861	Animal Control Services	\$130,000
	Additional office supplies	1,500		California ID Program	30,000
		<u>\$10,000</u>		Fingerprinting	15,000
751	Police vehicle repairs & gas	\$95,000		Booking fees	6,500
761	Maintenance of portable radios and MDT's	\$4,000		A.C.C.Justice Info. Network cnxn	10,000
771	Janitorial Services	\$5,000		Aries	8,350
				Crisis resolution	250
841	Allocated cost of office space rental	\$106,702		Service contract for office equip.	6,500
	Pro-rata share of City computer equipment	2,526		CLETS Fees	1,000
		<u>\$109,229</u>		Crime reports / Child Interview	2,200
				Microwave Communication	5,000
					<u>\$214,800</u>

POLICE CONTRACT DETAIL		<i>Actual 2012-2013 Expenditures</i>	<i>Actual 2014-2015 Expenditures</i>	<i>Final 2014-2015 Budget</i>	<i>Estimated 2014-2015 Expenditures</i>	<i>Final 2015-2016 Budget</i>	<i>Percent Increase</i>
862.1	Officers	\$2,372,890	\$2,365,581	\$2,925,338	\$2,925,338	\$3,070,443	5.0%
862.2	Overtime	-	(2,000)	148,000	148,000	148,000	0.0%
862.4	Investigation	6,031	5,764	5,000	5,000	5,000	0.0%
862.5	Vehicles	2,111	-	-	-	-	0.0%
862.6	Services/Supply	16,000	12,875	19,500	19,500	19,500	0.0%
862.7	Communications/EBRCS	147,753	109,744	157,663	157,663	174,707	10.8%
862.8	Liability Insurance	19,734	19,788	22,440	22,440	27,716	23.5%
862.9	Crime Laboratory / Property	49,159	67,380	50,000	50,000	50,000	0.0%
	Subtotal	\$2,613,678	\$2,579,132	\$3,327,941	\$3,327,941	\$3,495,366	5.0%

**CITY OF LAFAYETTE
2015-2016 PROPOSED BUDGET
EXPENDITURE DETAIL**

DEPARTMENT	Traffic Enforcement
FUND	11
PROGRAM	215

		<i>Actual 2012-2013 Expenditures</i>	<i>Actual 2013-2014 Expenditures</i>	<i>Final 2014-2015 Budget</i>	<i>Estimated 2014-2015 Expenditures</i>	<i>Proposed 2015-2016 Budget</i>	<i>Increase Over Budget</i>
PERSONNEL SERVICES							
702	Regular Personnel	\$0	\$0	\$0	\$0	\$0	0.0%
705	Temporary Personnel	0	0	0	0	0	0.0%
708	Overtime	0	0	0	0	0	0.0%
711	Social Security	0	0	0	0	0	0.0%
714	Worker's Compensation	0	0	0	0	0	0.0%
721	Fringe Benefits	0	0	0	0	0	0.0%
Subtotal PERSONNEL		\$0	\$0	\$0	\$0	\$0	0.0%

OPERATIONS AND MAINTENANCE							
741	Office Supplies	\$0	\$0	\$0	\$0	\$0	0.0%
743	Postage	0	0	0	0	0	0.0%
745	Printing & Binding	0	0	0	0	0	0.0%
746	Books & Software	0	0	0	0	0	0.0%
748	Special Departmental Supplies	0	0	0	0	0	0.0%
751	Maintenance of Vehicles	0	0	0	0	0	0.0%
761	Maintenance of Equipment	0	0	0	0	0	0.0%
771	Maintenance of Buildings	0	0	0	0	0	0.0%
781	Maintenance of Right of Way	0	0	0	0	0	0.0%
791	Miscellaneous Expenses Under \$500	0	0	0	0	0	0.0%
801	Utilities-Water	0	0	0	0	0	0.0%
805	Utilities-Sewer	0	0	0	0	0	0.0%
811	Utilities-Gas & Electric	0	0	0	0	0	0.0%
821	Utilities-Telephones	0	0	0	0	0	0.0%
825	Utilities-Garbage Disposal	0	0	0	0	0	0.0%
831	Utilities-Street Lighting	0	0	0	0	0	0.0%
835	Utilities-Traffic Signals	0	0	0	0	0	0.0%
841	Rental Expense	0	0	0	0	0	0.0%
843	Training	0	0	0	0	0	0.0%
850	Contingency	0	0	0	0	0	0.0%
851	Advertising/Legal Notices	0	0	0	0	0	0.0%
853	Community Promotion	0	0	0	0	0	0.0%
861	Contractual Services	0	0	0	0	0	0.0%
861.5	Reimbursable Emergency Response	0	0	0	0	0	0.0%
862	Contract Sheriff Services	449,144	462,693	498,774	498,774	500,538	0.4%
866	Contractual-Recreation	0	0	0	0	0	0.0%
881	Premium Payment-Liability	0	0	0	0	0	0.0%
885	Insurance and Surety Bonds	0	0	0	0	0	0.0%
891	Claims Payments	0	0	0	0	0	0.0%
892	Debt Service	0	0	0	0	0	0.0%
896	Insurance Reserve	0	0	0	0	0	0.0%
Subtotal OP'S AND MAINTENANCE		\$449,144	\$462,693	\$498,774	\$498,774	\$500,538	0.4%

CAPITAL OUTLAY							
902	Land	\$0	\$0	\$0	\$0	\$0	0.0%
906	Improvements	0	0	0	0	0	0.0%
907	Equipment	0	0	0	0	0	0.0%
908	Depreciation-Capital Equipment	0	0	0	0	0	0.0%
Subtotal CAPITAL OUTLAY		\$0	\$0	\$0	\$0	\$0	0.0%

BASE PROGRAM COST	\$449,144	\$462,693	\$498,774	\$498,774	\$500,538	0.4%
--------------------------	------------------	------------------	------------------	------------------	------------------	-------------

TOTAL PROGRAM COST	\$449,144	\$462,693	\$498,774	\$498,774	\$500,538	0.4%
---------------------------	------------------	------------------	------------------	------------------	------------------	-------------

CITY OF LAFAYETTE
2015-2016 PROPOSED BUDGET
DESCRIPTION

DEPARTMENT	Traffic Enforcement
FUND	11
PROGRAM	215

PROGRAM

This program provides contract law enforcement services to the community via the Contra Costa Sheriff's Department. Services include traffic enforcement and accident investigation. While all officers have the responsibility to enforce traffic rules, this budget includes costs for two officers whose primary responsibility is ensuring roadway safety within the City of Lafayette. The traffic enforcement unit will utilize plice cars and police motorcycles in order to focus on traffic violations, hazards, collisions and unsafe conditions.

ACCOUNT DESCRIPTIONS

POLICE CONTRACT DETAIL		<i>Actual 2013-2014 Expenditures</i>	<i>Actual 2013-2014 Expenditures</i>	<i>Final 2014-2015 Budget</i>	<i>Estimated 2014-2015 Expenditures</i>	<i>Proposed 2015-2016 Budget</i>	<i>Percent Increase</i>
862.1	Officers	\$380,000	\$433,993	\$472,034	\$472,034	\$473,798	0.4%
862.2	Overtime	16,000	2,000	0	0	0	0.0%
862.4	Investigation	0	0	0	0	0	0.0%
862.5	Vehicles	0	0	0	0	0	0.0%
862.6	Services/Supply	3,000	3,000	3,000	3,000	3,000	0.0%
862.7	Communications	17,900	20,000	20,000	20,000	20,000	0.0%
862.8	Liability Insurance	3,940	3,700	3,740	3,740	3,740	0.0%
862.9	Crime Laboratory	0	0	0	0	0	0.0%
Subtotal		\$420,840	\$462,693	\$498,774	\$498,774	\$500,538	0.4%

REVENUES

Vehicle Code Fines	\$118,429	\$106,682	\$110,000	\$97,365	\$110,000
SURPLUS/(DEFICIT)	(\$302,411)	(\$356,011)	(\$388,774)	(\$401,409)	(\$390,538)

**CITY OF LAFAYETTE
2015-2016 PROPOSED BUDGET
EXPENDITURE DETAIL**

DEPARTMENT	Emergency Prep. Comm.
FUND	11
PROGRAM	220

		<i>Actual 2012-2013 Expenditures</i>	<i>Actual 2013-2014 Expenditures</i>	<i>Final 2014-2015 Budget</i>	<i>Estimated 2014-2015 Expenditures</i>	<i>Proposed 2015-2016 Budget</i>	<i>Increase Over Budget</i>
PERSONNEL SERVICES							
702	Regular Personnel	\$0	\$0	\$0	\$0	\$0	0.0%
705	Temporary Personnel	0	0	0	0	0	0.0%
708	Overtime	0	0	0	0	0	0.0%
711	Social Security	0	0	0	0	0	0.0%
714	Worker's Compensation	0	0	0	0	0	0.0%
721	Fringe Benefits	0	0	0	0	0	0.0%
Subtotal PERSONNEL		\$0	\$0	\$0	\$0	\$0	0.0%

OPERATIONS AND MAINTENANCE							
741	Office Supplies	\$0	\$0	\$0	\$0	\$0	0.0%
743	Postage	0	0	0	0	0	0.0%
745	Printing & Binding	108	127	1,000	1,000	1,000	0.0%
746	Books & Software	0	0	0	0	0	0.0%
748	Special Departmental Supplies	0	792	2,000	2,000	2,000	0.0%
751	Maintenance of Vehicles	0	0	0	0	0	0.0%
761	Maintenance of Equipment	0	0	1,000	1,000	1,000	0.0%
771	Maintenance of Buildings	0	0	0	0	0	0.0%
781	Maintenance of Right of Way	0	0	0	0	0	0.0%
791	Miscellaneous Expenses Under \$500	0	0	0	0	0	0.0%
801	Utilities-Water	0	0	0	0	0	0.0%
805	Utilities-Sewer	0	0	0	0	0	0.0%
811	Utilities-Gas & Electric	0	0	0	0	0	0.0%
821	Utilities-Telephones	925	878	1,200	1,200	1,200	0.0%
825	Utilities-Garbage Disposal	0	0	0	0	0	0.0%
831	Utilities-Street Lighting	0	0	0	0	0	0.0%
835	Utilities-Traffic Signals	0	0	0	0	0	0.0%
841	Rental Expense	0	0	0	0	0	0.0%
843	Training	0	0	1,250	1,250	1,250	0.0%
850	Contingency	0	0	0	0	0	0.0%
851	Advertising/Legal Notices	0	0	0	0	0	0.0%
853	Community Promotion	500	174	1,000	1,000	1,000	0.0%
861	Contractual Services	16,557	21,444	16,600	16,600	16,600	0.0%
861.5	Reimbursable Emergency Response	0	0	0	0	0	0.0%
862	Contract Sheriff Services	0	0	0	0	0	0.0%
866	Contractual-Recreation	0	0	0	0	0	0.0%
881	Premium Payment-Liability	0	0	0	0	0	0.0%
885	Insurance and Surety Bonds	0	0	0	0	0	0.0%
891	Claims Payments	0	0	0	0	0	0.0%
892	Debt Service	0	0	0	0	0	0.0%
896	Insurance Reserve	0	0	0	0	0	0.0%
Subtotal OP'S AND MAINTENANCE		\$18,090	\$23,414	\$24,050	\$24,050	\$24,050	0.0%

CAPITAL OUTLAY							
902	Land	\$0	\$0	\$0	\$0	\$0	0.0%
906	Improvements	0	0	0	0	0	0.0%
907	Equipment	2,980	985	2,000	2,000	2,000	0.0%
908	Depreciation-Capital Equipment	0	0	0	0	0	0.0%
Subtotal CAPITAL OUTLAY		\$2,980	\$985	\$2,000	\$2,000	\$2,000	0.0%

BASE PROGRAM COST	\$21,070	\$24,399	\$26,050	\$26,050	\$26,050	0.0%
--------------------------	-----------------	-----------------	-----------------	-----------------	-----------------	-------------

TOTAL PROGRAM COST	\$21,070	\$24,399	\$26,050	\$26,050	\$26,050	0.0%
---------------------------	-----------------	-----------------	-----------------	-----------------	-----------------	-------------

CITY OF LAFAYETTE
2015-2016 PROPOSED BUDGET
DESCRIPTION

DEPARTMENT	Emergency Prep. Comm.
FUND	11
PROGRAM	220

PROGRAM

This activity describes expenses relating to preparation and planning to mitigate the effects of natural and man-made disasters.

WORKPLAN

- Increase outreach to neighborhoods, businesses and vulnerable populations regarding need to be personally prepared
- Increase the amount of materials available to residents regarding disaster preparation
- Continue development of municipal codes sections that support emergency preparedness in the community
- Conduct emergency drill using EOC at the Lafayette Library & Learning Center.
- Develop annexes for emergency operations plan (EOP)
- Test EOP annually

ACCOUNT DESCRIPTIONS

745	Flyers (earthquake safety, neighborhood watch, etc.)	\$1,000	
861	Radio technician services	\$600	
	Contract services for emergency services coordinator	16,000	(shared with Orinda and Moraga offset by EMPG grant)
		<u>\$16,600</u>	
907	Emergency equipment for trailer	\$2,000	

**CITY OF LAFAYETTE
2015-2016 PROPOSED BUDGET
EXPENDITURE DETAIL**

DEPARTMENT	Crossing Guards
FUND	11
PROGRAM	230

		<i>Actual 2012-2013 Expenditures</i>	<i>Actual 2013-2014 Expenditures</i>	<i>Final 2014-2015 Budget</i>	<i>Estimated 2014-2015 Expenditures</i>	<i>Proposed 2015-2016 Budget</i>	<i>Increase Over Budget</i>
PERSONNEL SERVICES							
702	Regular Personnel	\$0	\$0	\$0	\$0	\$0	0.0%
705	Temporary Personnel	0	0	0	0	0	0.0%
708	Overtime	0	0	0	0	0	0.0%
711	Social Security	0	0	0	0	0	0.0%
714	Worker's Compensation	0	0	0	0	0	0.0%
721	Fringe Benefits	0	0	0	0	0	0.0%
Subtotal PERSONNEL		\$0	\$0	\$0	\$0	\$0	0.0%

OPERATIONS AND MAINTENANCE							
741	Office Supplies	\$0	\$0	\$0	\$0	\$0	0.0%
743	Postage	0	0	0	0	0	0.0%
745	Printing & Binding	0	0	0	0	0	0.0%
746	Books & Software	0	0	0	0	0	0.0%
748	Special Departmental Supplies	0	0	0	0	0	0.0%
751	Maintenance of Vehicles	0	0	0	0	0	0.0%
761	Maintenance of Equipment	0	0	0	0	0	0.0%
771	Maintenance of Buildings	0	0	0	0	0	0.0%
781	Maintenance of Right of Way	0	0	0	0	0	0.0%
791	Miscellaneous Expenses Under \$500	0	0	0	0	0	0.0%
801	Utilities-Water	0	0	0	0	0	0.0%
805	Utilities-Sewer	0	0	0	0	0	0.0%
811	Utilities-Gas & Electric	0	0	0	0	0	0.0%
821	Utilities-Telephones	0	0	0	0	0	0.0%
825	Utilities-Garbage Disposal	0	0	0	0	0	0.0%
831	Utilities-Street Lighting	0	0	0	0	0	0.0%
835	Utilities-Traffic Signals	0	0	0	0	0	0.0%
841	Rental Expense	0	0	0	0	0	0.0%
843	Training	0	0	0	0	0	0.0%
850	Contingency	0	0	0	0	0	0.0%
851	Advertising/Legal Notices	0	0	0	0	0	0.0%
853	Community Promotion	0	0	0	0	0	0.0%
861	Contractual Services	39,711	39,605	45,158	45,158	45,158	0.0%
861.5	Reimbursable Emergency Response	0	0	0	0	0	0.0%
862	Contract Sheriff Services	0	0	0	0	0	0.0%
866	Contractual-Recreation	0	0	0	0	0	0.0%
881	Premium Payment-Liability	0	0	0	0	0	0.0%
885	Insurance and Surety Bonds	0	0	0	0	0	0.0%
891	Claims Payments	0	0	0	0	0	0.0%
892	Debt Service	0	0	0	0	0	0.0%
896	Insurance Reserve	0	0	0	0	0	0.0%
Subtotal OP'S AND MAINTENANCE		\$39,711	\$39,605	\$45,158	\$45,158	\$45,158	0.0%

CAPITAL OUTLAY							
902	Land	\$0	\$0	\$0	\$0	\$0	0.0%
906	Improvements	0	0	0	0	0	0.0%
907	Equipment	0	0	0	0	0	0.0%
908	Depreciation-Capital Equipment	0	0	0	0	0	0.0%
Subtotal CAPITAL OUTLAY		\$0	\$0	\$0	\$0	\$0	0.0%

BASE PROGRAM COST	\$39,711	\$39,605	\$45,158	\$45,158	\$45,158	0.0%
--------------------------	-----------------	-----------------	-----------------	-----------------	-----------------	-------------

TOTAL PROGRAM COST	\$39,711	\$39,605	\$45,158	\$45,158	\$45,158	0.0%
---------------------------	-----------------	-----------------	-----------------	-----------------	-----------------	-------------

CITY OF LAFAYETTE
2015-2016 PROPOSED BUDGET
DESCRIPTION

DEPARTMENT	Crossing Guards
FUND	11
PROGRAM	230

PROGRAM

The purpose of this program is to provide crossing guard services to Stanley and Lafayette Elementary.
The cost of the program is shared with the school district.
Prior to the 2002-2003 fiscal year, the cost of this program was included with Police Services (11-210)

ACCOUNT DESCRIPTIONS

861 Contract with All City Management Services \$90,316 (1/2 paid by School District)

**CITY OF LAFAYETTE
2015-2016 PROPOSED BUDGET
EXPENDITURE DETAIL**

DEPARTMENT	Road & Drain Maintenance
FUND	11
PROGRAM	310

		<i>Actual 2012-2013 Expenditures</i>	<i>Actual 2013-2014 Expenditures</i>	<i>Final 2014-2015 Budget</i>	<i>Estimated 2014-2015 Expenditures</i>	<i>Proposed 2015-2016 Budget</i>	<i>Increase Over Budget</i>
PERSONNEL SERVICES							
702	Regular Personnel	\$104,917	\$107,228	\$111,453	\$111,453	\$97,534	-12.5%
705	Temporary Personnel	0	0	0	0	0	0.0%
708	Overtime	128	1,691	0	0	0	0.0%
711	Social Security	7,314	7,463	8,526	8,526	7,461	-12.5%
714	Worker's Compensation	1,085	1,128	2,820	2,820	2,536	-10.1%
721	Fringe Benefits	31,743	34,463	34,107	34,107	34,828	2.1%
Subtotal PERSONNEL		\$145,187	\$151,972	\$156,905	\$156,905	\$142,359	-9.3%

OPERATIONS AND MAINTENANCE

741	Office Supplies	\$57	\$95	\$77	\$175	\$100	29.9%
743	Postage	612	478	1,130	545	600	-46.9%
745	Printing & Binding	0	0	0	0	0	0.0%
746	Books & Software	0	0	0	0	0	0.0%
748	Special Departmental Supplies	31,592	27,950	32,000	6,469	30,000	-6.3%
751	Maintenance of Vehicles	23,656	23,946	25,000	15,645	24,000	-4.0%
761	Maintenance of Equipment	3,834	3,497	3,600	2,933	3,600	0.0%
771	Maintenance of Buildings	2,970	2,911	3,500	3,466	3,500	0.0%
781	Maintenance of Right of Way	0	0	0	0	0	0.0%
791	Miscellaneous Expenses Under \$500	0	0	0	0	0	0.0%
801	Utilities-Water	49,375	42,723	40,000	40,000	45,400	13.5%
805	Utilities-Sewer	451	523	1,000	2,002	1,000	0.0%
811	Utilities-Gas & Electric	5,734	5,967	6,200	5,190	6,000	-3.2%
821	Utilities-Telephones	5,482	5,312	6,620	4,782	6,000	-9.4%
825	Utilities-Garbage Disposal	0	0	0	0	0	0.0%
831	Utilities-Street Lighting	0	0	0	0	0	0.0%
835	Utilities-Traffic Signals	0	0	0	0	0	0.0%
841	Rental Expense	6,325	7,691	8,772	7,945	8,000	-8.8%
843	Training	0	716	1,500	644	3,000	100.0%
850	Contingency	0	0	0	0	0	0.0%
851	Advertising/Legal Notices	920	0	300	300	300	0.0%
853	Community Promotion	0	0	0	0	0	0.0%
861	Contractual Services	483,016	438,493	463,067	447,979	488,800	5.6%
861.5	Reimbursable Emergency Response	11,515	3,783	15,000	11,810	13,000	-13.3%
862	Contract Sheriff Services	0	0	0	0	0	0.0%
866	Contractual-Recreation	0	0	0	0	0	0.0%
881	Premium Payment-Liability	0	0	0	0	0	0.0%
885	Insurance and Surety Bonds	0	0	0	0	0	0.0%
891	Claims Payments	0	0	0	0	0	0.0%
892	Debt Service	0	0	0	0	0	0.0%
896	Insurance Reserve	0	0	0	0	0	0.0%
Subtotal OP'S AND MAINTENANCE		\$625,539	\$564,086	\$607,766	\$549,885	\$633,300	4.2%

CAPITAL OUTLAY

902	Land	\$0	\$0	\$0	\$0	\$0	0.0%
906	Improvements	9,504	3,994	0	0	15,000	N/A
907	Equipment	15,926	33,058	0	6,142	5,000	N/A
908	Depreciation-Capital Equipment	0	0	0	0	0	0.0%
Subtotal CAPITAL OUTLAY		\$25,431	\$37,052	\$0	\$6,142	\$20,000	N/A

BASE PROGRAM COST	\$796,157	\$753,110	\$764,671	\$712,932	\$795,659	4.1%
--------------------------	------------------	------------------	------------------	------------------	------------------	-------------

999	Prior Year Savings	\$0	\$0	\$25,000	\$0	\$25,000
-----	--------------------	-----	-----	----------	-----	----------

TOTAL PROGRAM COST	\$796,157	\$753,110	\$789,671	\$712,932	\$820,659	3.9%
---------------------------	------------------	------------------	------------------	------------------	------------------	-------------

CITY OF LAFAYETTE
2015-2016 PROPOSED BUDGET
DESCRIPTION

DEPARTMENT	Road & Drain Maintenance
FUND	11
PROGRAM	310

PROGRAM

This program is responsible for the supervision and delivery of minor street, curb, sidewalk, gutter, storm drain and shoulder maintenance services, tree and shrub pruning and weed abatement within the public right-of-way and on City property. Services include cleaning storm drains and roadside ditches, storm damage cleanup and minor mud slide control.

WORKPLAN

- Undertake pavement and guard rail repairs, large tree trimming and removal, street reconstruction, installation of berms and curbs, shrub clearing and landscape maintenance.
- Identify defective storm drain facilities and perform repairs and upgrades; Perform annual pre-rainy season inspection of drainage systems.
- Respond to storm drain failures during storms, using both internal resources and consultants / contractors.
- Implement repair projects (street, curb, gutter, sidewalk, slope and storm drains) not included in near term CIP.

STAFFING REQUIREMENTS

	Position Title	Full-Time Equivalent
702	Public Works Director	45%
	Engineering Tech II	20%
	Management Analyst	25%
Total Full Time Equivalent		0.90

ACCOUNT DESCRIPTIONS

748	Equipment and materials for inventory, fuel	\$30,000
841	Allocated cost of office space rental / computer equipment	\$1,421
906	Plant restoration	\$15,000

PUBLIC WORKS CONTRACT DETAIL		<i>Actual 2012-2013 Expenditures</i>	<i>Actual 2013-2014 Expenditures</i>	<i>Final 2014-2015 Budget</i>	<i>Estimated 2014-2015 Expenditures</i>	<i>Proposed 2015-2016 Budget</i>	<i>Increase Over Budget</i>
861.01	MCE Hourly	\$52,443	\$59,349	\$65,000	\$60,221	\$62,000	-4.6%
861.02	Building Maintenance	3,506	437	4,000	7,163	6,000	50.0%
861.05	Catch Basin Repairs	4,468	0	4,200	6,048	4,400	4.8%
861.06	Community Events	2,145	1,139	3,000	3,001	3,000	0.0%
861.08	Curb and Gutter Repairs	7,370	5,384	5,500	1,679	5,500	0.0%
861.15	Fencing	2,282	0	5,500	4,003	5,500	0.0%
861.18	Irrigation Repairs/Maintenance	37,913	28,676	30,500	30,410	31,500	3.3%
861.19	Landscape Maintenance	108,427	109,563	91,667	70,910	94,700	3.3%
861.20	Machine Discing	0	0	1,000	1,000	1,000	0.0%
861.25	Road Repairs	138,539	112,349	117,000	129,849	140,000	19.7%
861.26	Retaining Walls	9,382	0	2,800	2,800	2,800	0.0%
861.27	Slope Repair/Stabilization	4,791	2,708	2,600	2,600	2,600	0.0%
861.28	Sidwalk Repairs	7,938	6,744	6,000	529	6,000	0.0%
861.61	Safety Compliance	1,662	3,069	1,500	1,500	1,550	3.3%
861.34	Storm Drain Repairs	32,950	25,677	30,000	45,453	31,000	3.3%
861.42	Tree/Brush Maintenance	21,259	42,800	42,000	41,669	42,000	0.0%
861.43	Weed Control (manual)	12,921	10,125	15,000	14,978	15,000	0.0%
861.44	Weed Control (spraying)	15,528	6,349	13,000	13,274	14,000	7.7%
861.45	Unanticipated Repairs/Maintenance	17,852	22,626	20,000	8,642	18,000	-10.0%
861.46	Professional Services	1,640	1,500	2,800	2,250	2,250	-19.6%
Subtotal		\$483,016	\$438,493	\$463,067	\$447,979	\$488,800	5.6%

**CITY OF LAFAYETTE
2015-2016 PROPOSED BUDGET
EXPENDITURE DETAIL**

DEPARTMENT	Traffic Maintenance
FUND	11
PROGRAM	320

		<i>Actual 2012-2013 Expenditures</i>	<i>Actual 2013-2014 Expenditures</i>	<i>Final 2014-2015 Budget</i>	<i>Estimated 2014-2015 Expenditures</i>	<i>Proposed 2015-2016 Budget</i>	<i>Increase Over Budget</i>
PERSONNEL SERVICES							
702	Regular Personnel	\$49,625	\$50,994	\$53,023	\$53,023	\$46,837	-11.7%
705	Temporary Personnel	0	0	0	0	0	0.0%
708	Overtime	96	1,268	0	0	0	0.0%
711	Social Security	3,475	3,598	4,056	4,056	3,583	-11.7%
714	Worker's Compensation	513	541	1,341	1,341	1,218	-9.2%
721	Fringe Benefits	15,478	16,720	16,536	16,536	16,990	2.7%
Subtotal PERSONNEL		\$69,188	\$73,120	\$74,957	\$74,957	\$68,629	-8.4%

OPERATIONS AND MAINTENANCE

741	Office Supplies	\$57	\$41	\$75	\$75	\$75	0.0%
743	Postage	315	211	500	500	500	0.0%
745	Printing & Binding	0	0	0	0	0	0.0%
746	Books & Software	0	0	0	0	0	0.0%
748	Special Departmental Supplies	24,364	7,774	21,000	9,442	21,000	0.0%
751	Maintenance of Vehicles	0	0	0	0	0	0.0%
761	Maintenance of Equipment	0	0	0	0	0	0.0%
771	Maintenance of Buildings	0	0	0	0	0	0.0%
781	Maintenance of Right of Way	0	0	0	0	0	0.0%
791	Miscellaneous Expenses Under \$500	0	0	0	0	0	0.0%
801	Utilities-Water	0	0	0	0	0	0.0%
805	Utilities-Sewer	0	0	0	0	0	0.0%
811	Utilities-Gas & Electric	0	0	0	0	0	0.0%
821	Utilities-Telephones	424	371	300	321	300	0.0%
825	Utilities-Garbage Disposal	0	0	0	0	0	0.0%
831	Utilities-Street Lighting	0	0	0	0	0	0.0%
835	Utilities-Traffic Signals	13,303	12,052	14,500	11,573	14,500	0.0%
841	Rental Expense	1,137	1,201	1,174	463	1,174	0.0%
843	Training	0	0	0	0	0	0.0%
850	Contingency	0	0	0	0	0	0.0%
851	Advertising/Legal Notices	0	0	0	0	0	0.0%
853	Community Promotion	0	0	0	0	0	0.0%
861	Contractual Services	140,973	106,131	165,860	128,691	200,960	21.2%
861.5	Reimbursable Emergency Response	12,460	4,251	17,000	9,124	17,000	0.0%
862	Contract Sheriff Services	0	0	0	0	0	0.0%
866	Contractual-Recreation	0	0	0	0	0	0.0%
881	Premium Payment-Liability	0	0	0	0	0	0.0%
885	Insurance and Surety Bonds	0	0	0	0	0	0.0%
891	Claims Payments	0	0	0	0	0	0.0%
892	Debt Service	0	0	0	0	0	0.0%
896	Insurance Reserve	0	0	0	0	0	0.0%
Subtotal OP'S AND MAINTENANCE		\$193,033	\$132,031	\$220,409	\$160,189	\$255,509	15.9%

CAPITAL OUTLAY

902	Land	\$0	\$0	\$0	\$0	\$0	0.0%
906	Improvements	54,344	101,078	95,000	5,329	100,000	5.3%
907	Equipment	859	0	0	0	0	0.0%
908	Depreciation-Capital Equipment	0	0	0	0	0	0.0%
Subtotal CAPITAL OUTLAY		\$55,203	\$101,078	\$95,000	\$5,329	\$100,000	5.3%

BASE PROGRAM COST	\$317,424	\$306,230	\$390,366	\$240,475	\$424,137	8.7%
--------------------------	------------------	------------------	------------------	------------------	------------------	-------------

999	Prior Year Savings	\$0	\$0	\$25,000	\$0	\$25,000
-----	--------------------	-----	-----	----------	-----	----------

TOTAL PROGRAM COST	\$317,424	\$306,230	\$415,366	\$240,475	\$449,137	8.1%
---------------------------	------------------	------------------	------------------	------------------	------------------	-------------

CITY OF LAFAYETTE
2015-2016 PROPOSED BUDGET
DESCRIPTION

DEPARTMENT	Traffic Maintenance
FUND	11
PROGRAM	320

PROGRAM

This program is responsible for the supervision and delivery of traffic signal maintenance, street and traffic sign installation and maintenance, traffic striping and pavement marking maintenance, and curb painting.

WORKPLAN

- Implement the City's traffic signal maintenance, sign installation and maintenance, and pavement marking deficiencies program, and continue a program of corrective action.
- Maintain striping and pavement markings maintenance inventory program.
- Implement actions recommended by the Circulation Commission and directed by the City Council.
- Encourage citizen involvement and input into matters concerning vehicle, bicycle and pedestrian safety and convenience.
- Perform ongoing inspection for vegetation encroachment on sight distances and the administration of appropriate trim notices.
- Develop program and recommendations for new sign reflectivity standards.

STAFFING REQUIREMENTS

	Position Title	Full-Time Equivalent
702	Management Analyst	10%
	Public Works Director	20%
	Engineering Tech II	15%
	Total Full Time Equivalent	0.45

ACCOUNT DESCRIPTIONS

748	Sign posts, panels, hardware, power and small tools and city purchased materials; fuel	\$21,000
841	Pro-rata share of City computer equipment	\$711
906	Final Phase of Street Name Replacement	\$100,000

PUBLIC WORKS CONTRACT DETAIL		<i>Actual 2012-2013 Expenditures</i>	<i>Actual 2013-2014 Expenditures</i>	<i>Final 2014-2015 Budget</i>	<i>Estimated 2014-2015 Expenditures</i>	<i>Proposed 2015-2016 Budget</i>	<i>Increase Over Budget</i>
861.01	MCE Hourly	\$7,584	\$5,505	\$6,200	\$4,700	\$6,200	0.0%
861.09	Curb Painting	2,902	2,295	3,000	3,000	3,000	0.0%
861.15	Fencing & Guardrails	0	2,678	5,000	5,000	5,000	0.0%
861.29	Sign Installation, Repairs, Repl.	20,685	21,020	22,660	26,532	22,660	0.0%
861.39	Striping & Stenciling	31,823	20,413	36,000	5,057	67,000	86.1%
861.4	Signal Maintenance (Cal Trans - 4 sig)	16,717	13,471	17,500	17,085	17,500	0.0%
861.41	Signal Maintenance (City - 19 + 2 ped)	53,819	36,385	67,000	66,917	71,100	6.1%
861.45	Unanticipated Repairs	1,432	53	2,000	0	2,000	0.0%
861.46	Professional Services	0	0	1,500	0	1,500	0.0%
861.47	Street Light / Parking Light Maintenance	5,065	4,311	4,600	0	4,600	0.0%
861.61	Safety Compliance	946	0	400	400	400	0.0%
	Subtotal	\$140,973	\$106,131	\$165,860	\$128,691	\$200,960	21.2%

**CITY OF LAFAYETTE
2015-2016 PROPOSED BUDGET
EXPENDITURE DETAIL**

DEPARTMENT	Parks & Trails Maint.
FUND	11
PROGRAM	340

		<i>Actual 2012-2013 Expenditures</i>	<i>Actual 2013-2014 Expenditures</i>	<i>Final 2014-2015 Budget</i>	<i>Estimated 2014-2015 Expenditures</i>	<i>Proposed 2015-2016 Budget</i>	<i>Increase Over Budget</i>
PERSONNEL SERVICES							
702	Regular Personnel	\$97,231	\$100,279	\$97,225	\$97,225	\$88,484	-9.0%
705	Temporary Personnel	12,270	5,017	5,000	5,000	5,000	0.0%
708	Overtime	0	38	0	0	0	0.0%
711	Social Security	8,207	7,707	7,820	7,820	7,152	-8.6%
714	Worker's Compensation	1,062	1,064	2,460	2,460	2,431	-1.2%
721	Fringe Benefits	29,807	30,352	30,072	30,072	28,146	-6.4%
	Subtotal PERSONNEL	\$148,577	\$144,456	\$142,577	\$142,577	\$131,212	-8.0%

OPERATIONS AND MAINTENANCE							
741	Office Supplies	\$445	\$310	\$350	\$350	\$350	0.0%
743	Postage	0	0	135	135	135	0.0%
745	Printing & Binding	0	0	50	50	50	0.0%
746	Books & Software	0	0	400	400	400	0.0%
748	Special Departmental Supplies	4,167	1,891	3,500	3,000	3,000	-14.3%
751	Maintenance of Vehicles	4,645	5,396	3,200	12,000	5,000	56.3%
761	Maintenance of Equipment	1,169	2,508	2,000	3,000	2,000	0.0%
771	Maintenance of Buildings	0	0	0	0	0	0.0%
781	Maintenance of Right of Way	0	0	0	0	0	0.0%
791	Miscellaneous Expenses Under \$500	0	0	0	0	0	0.0%
801	Utilities-Water	32,249	36,565	30,000	40,000	40,000	33.3%
805	Utilities-Sewer	25,657	19,854	5,000	5,000	5,000	0.0%
811	Utilities-Gas & Electric	6,366	6,670	4,500	4,500	4,500	0.0%
821	Utilities-Telephones	3,033	1,184	1,300	1,300	1,300	0.0%
825	Utilities-Garbage Disposal	0	0	0	0	0	0.0%
831	Utilities-Street Lighting	0	0	0	0	0	0.0%
835	Utilities-Traffic Signals	0	0	0	0	0	0.0%
841	Rental Expense	186	763	1,500	1,000	3,158	110.5%
843	Training	0	0	1,000	0	1,000	0.0%
850	Contingency	0	0	0	0	0	0.0%
851	Advertising/Legal Notices	0	0	570	570	570	0.0%
853	Community Promotion	0	0	0	0	0	0.0%
861	Contractual Services	88,023	96,504	106,000	120,500	118,000	11.3%
861.5	Reimbursable Emergency Response	0	0	0	0	0	0.0%
862	Contract Sheriff Services	0	0	0	0	0	0.0%
866	Contractual-Recreation	0	0	0	0	0	0.0%
881	Premium Payment-Liability	0	0	0	0	0	0.0%
885	Insurance and Surety Bonds	0	0	0	0	0	0.0%
891	Claims Payments	0	0	0	0	0	0.0%
892	Debt Service	0	0	0	0	0	0.0%
896	Insurance Reserve	0	0	0	0	0	0.0%
	Subtotal OP'S AND MAINTENANCE	\$165,939	\$171,647	\$159,505	\$191,805	\$184,463	15.6%

CAPITAL OUTLAY							
902	Land	\$0	\$0	\$0	\$0	\$0	0.0%
906	Improvements	36,360	9,140	25,000	5,000	10,000	-60.0%
907	Equipment	0	0	0	0	0	0.0%
908	Depreciation-Capital Equipment	0	0	0	0	0	0.0%
	Subtotal CAPITAL OUTLAY	\$36,360	\$9,140	\$25,000	\$5,000	\$10,000	-60.0%

BASE PROGRAM COST	\$350,876	\$325,243	\$327,082	\$339,382	\$325,675	-0.4%
--------------------------	------------------	------------------	------------------	------------------	------------------	--------------

999	Prior Year Savings	\$0	\$0	\$25,000	\$0	\$12,700
-----	--------------------	-----	-----	----------	-----	----------

TOTAL PROGRAM COST	\$350,876	\$325,243	\$352,082	\$339,382	\$338,375	-3.9%
---------------------------	------------------	------------------	------------------	------------------	------------------	--------------

CITY OF LAFAYETTE
2015-2016 PROPOSED BUDGET
DESCRIPTION

DEPARTMENT	Parks & Trails Maint.
FUND	11
PROGRAM	340

PROGRAM

This program is responsible for the maintenance of parks and trails. Emphasis is on appearance and user safety. Some maintenance of the Buckeye Fields and facilities at the Lafayette Community Park will be provided by contract and volunteer labor under the supervision of the Parks Maintenance Specialist.

WORKPLAN

- Implement maintenance requirements and track costs of the individual parks and trails for annual maintenance.
- Administer park maintenance contracts.
- Maintain ongoing communications between the public works department, Consolidated Fire District, and Park, Trails and Recreation Subcommittees, and the various park users for the purpose of developing realistic maintenance needs and costs.
- Maintain Brook Street park, Mildred Lane Observation park, Community Park, Leigh Creekside Park & Buckeye Fields.
- Monitor and repair erosion and slides at Community Park.
- Monitor and maintain city trails.

STAFFING REQUIREMENTS

	Position Title	Full-Time Equivalent
702	Parks, Trails and Recreation Director	5%
	Parks Maintenance Supervisor	100%
	Total Full Time Equivalent	1.05

705 Intern \$5,000

DESCRIPTION OF CAPITAL OUTLAY

906 Trail Maintenance \$10,000

PUBLIC WORKS CONTRACT DETAIL		<i>Actual 2012-2013 Expenditures</i>	<i>Actual 2013-2014 Expenditures</i>	<i>Final 2014-2015 Budget</i>	<i>Estimated 2014-2015 Expenditures</i>	<i>Proposed 2015-2016 Budget</i>	<i>Increase Over Budget</i>
861.01	MCE Hourly	\$1,356	\$0	\$2,000	2,000	\$0	N/A
861.02	Building Maintenance	-	234	2,000	1,500	2,000	0.0%
861.03	Ballfield Maintenance	31,361	44,499	40,000	35,000	42,000	5.0%
861.15	Fencing	8,499	4,650	3,000	3,000	4,000	33.3%
861.16	Firebreak Maintenance	5,165	5,468	5,000	5,500	6,000	20.0%
861.18	Irrigation Repairs	5,360	3,401	5,000	4,000	4,000	-20.0%
861.19	Landscape Maintenance	9,802	6,497	8,000	8,000	11,000	37.5%
861.21	Park & Play Equipment & Furnishings	4,137	3,106	3,000	4,000	4,000	33.3%
861.22	Parking Lot Maintenance	340	1,530	500	1,000	1,000	100.0%
861.24	Restroom Maintenance	398	863	1,000	1,000	1,000	0.0%
861.25	Road Repairs	6,800	1,297	4,000	4,000	4,000	0.0%
861.27	Slope Repairs/Stabilization	880	95	2,000	0	2,000	0.0%
861.28	Path & Trail Maintenance	2,176	8,396	3,000	22,000	12,000	300.0%
861.42	Tree Maintenance	3,193	5,159	4,500	4,500	5,000	11.1%
861.43	Weed Control (manual)	2,688	398	1,500	0	-	N/A
861.44	Weed Control (spraying)	-	-	1,500	0	-	N/A
861.45	Unanticipated Repairs	4,342	8,547	18,500	18,500	18,500	0.0%
861.47	Streelight / Parking Light Maint.	0	1,166	1,500	6,500	1,500	0.0%
861.100	Retention Pond Maintenance	324	0	0	0	0	0.0%
	Subtotal	\$86,823	\$95,304	\$106,000	\$120,500	\$118,000	11.3%

**CITY OF LAFAYETTE
2015-2016 PROPOSED BUDGET
EXPENDITURE DETAIL**

DEPARTMENT	Comm. Ctr. Maint.
FUND	11
PROGRAM	350

		<i>Actual 2012-2013 Expenditures</i>	<i>Actual 2013-2014 Expenditures</i>	<i>Final 2014-2015 Budget</i>	<i>Estimated 2014-2015 Expenditures</i>	<i>Proposed 2015-2016 Budget</i>	<i>Increase Over Budget</i>
PERSONNEL SERVICES							
702	Regular Personnel	\$61,616	\$64,004	\$61,564	\$61,564	\$72,041	17.0%
705	Temporary Personnel	2,434	2,190	2,000	2,000	2,000	0.0%
708	Overtime	167	0	0	0	0	0.0%
711	Social Security	4,811	4,712	4,863	4,863	5,664	16.5%
714	Worker's Compensation	616	678	1,558	1,558	1,925	23.6%
721	Fringe Benefits	20,699	24,320	24,941	24,941	26,468	6.1%
	Subtotal PERSONNEL	\$90,342	\$95,904	\$94,926	\$94,926	\$108,098	13.9%

OPERATIONS AND MAINTENANCE							
741	Office Supplies	\$0	\$75	\$75	\$75	\$75	-0.2%
743	Postage	0	0	0	0	0	0.0%
745	Printing & Binding	0	29	0	0	0	0.0%
746	Books & Software	0	0	0	0	0	0.0%
748	Special Departmental Supplies	7,902	12,301	15,000	15,000	17,000	13.3%
751	Maintenance of Vehicles	0	1,353	1,500	386	400	-73.3%
761	Maintenance of Equipment	3,566	1,676	2,500	2,500	2,500	0.0%
771	Maintenance of Buildings	11,480	11,312	9,500	8,500	6,540	-31.2%
781	Maintenance of Right of Way	0	0	0	0	0	0.0%
791	Miscellaneous Expenses Under \$500	0	0	0	0	0	0.0%
801	Utilities-Water	3,862	3,687	3,700	5,500	6,000	62.2%
805	Utilities-Sewer	0	1,455	1,455	1,367	1,440	-1.0%
811	Utilities-Gas & Electric	26,493	27,903	27,500	27,200	32,000	16.4%
821	Utilities-Telephones	450	686	925	720	720	-22.2%
825	Utilities-Garbage Disposal	0	0	0	0	0	0.0%
831	Utilities-Street Lighting	0	0	0	0	0	0.0%
835	Utilities-Traffic Signals	0	0	0	0	0	0.0%
841	Rental Expense	357	186	400	215	1,032	157.9%
843	Training	263	139	400	86	400	0.0%
850	Contingency	0	0	0	0	0	0.0%
851	Advertising/Legal Notices	0	0	0	0	0	0.0%
853	Community Promotion	0	0	0	0	0	0.0%
861	Contractual Services	36,974	47,062	60,000	49,000	58,600	-2.3%
861.5	Reimbursable Emergency Response	0	0	0	0	0	0.0%
862	Contract Sheriff Services	0	0	0	0	0	0.0%
866	Contractual-Recreation	0	0	0	0	0	0.0%
881	Premium Payment-Liability	0	0	0	0	0	0.0%
885	Insurance and Surety Bonds	0	0	0	0	0	0.0%
891	Claims Payments	0	0	0	0	0	0.0%
892	Debt Service	0	0	0	0	0	0.0%
896	Insurance Reserve	0	0	0	0	0	0.0%
	Subtotal OP'S AND MAINTENANCE	\$91,347	\$107,863	\$122,955	\$110,549	\$126,707	3.1%

CAPITAL OUTLAY							
902	Land	\$0	\$0	\$0	\$0	\$0	0.0%
906	Improvements	13,853	44,740	10,500	8,113	63,500	504.8%
907	Equipment	0	555	0	5,832	6,500	N/A
908	Depreciation-Capital Equipment	0	0	0	0	0	0.0%
	Subtotal CAPITAL OUTLAY	\$13,853	\$45,294	\$10,500	\$13,945	\$70,000	566.7%

BASE PROGRAM COST	\$195,542	\$249,061	\$228,381	\$219,420	\$304,805	33.5%
--------------------------	------------------	------------------	------------------	------------------	------------------	--------------

999	Prior Year Savings	\$0	\$0	\$17,227	\$0	\$25,000
-----	--------------------	-----	-----	----------	-----	----------

TOTAL PROGRAM COST	\$195,542	\$249,061	\$245,608	\$219,420	\$329,805	34.3%
---------------------------	------------------	------------------	------------------	------------------	------------------	--------------

CITY OF LAFAYETTE
2015-2016 PROPOSED BUDGET
DESCRIPTION

DEPARTMENT	Comm. Ctr. Maint.
FUND	11
PROGRAM	350

PROGRAM

This program is responsible for maintaining the Community Center.

WORKPLAN

- Maintain a clean, safe environment suitable for public access at the Lafayette Community Center.
- Deter vandalism and property damage through a combination of public awareness, adequate lighting and program supervision and police services.
- Inspect roof, electrical, heating, and plumbing systems and project long-term repairs and costs.

STAFFING REQUIREMENTS

Position Title	Full-Time Equivalent
702 Parks, Trails and Recreation Director	15%
Recreation Supervisor - A	5%
Recreation Supervisor - B	15%
Administrative Assistant - P&R - A	2.5%
Administrative Assistant - P&R - B	2.5%
Community Center Caretaker	50%
Total Full Time Equivalent	0.90

ACCOUNT DESCRIPTIONS

761	Maintenance of kitchen equipment, fire extinguishers, HVAC, irrigation, lighting & playground	\$2,500
771	Locks/keys, signs	\$2,500
	Live Oak repairs, ceiling tiles, fans, lights	4,040
		<u>\$6,540</u>
841	Computer support	\$632
861	Landscape maintenance	\$9,000
	Contract custodial	20,000
	Carpet cleaning	3,000
	Painting, wall repairs	4,000
	Electrical repairs / improvements	1,500
	Backflow preventer upgrade	3,600
	Plumbing repairs	15,000
	Graffiti and vandalism repairs	2,500
		<u>\$58,600</u>
906	Windows upgrades	\$40,000
	Live Oak wallcovers	14,000
	Carpet	9,500
		<u>\$63,500</u>
907	Tables	\$5,500
	Washer/Dryer	1,000
		<u>\$6,500</u>

TRANSFERS:

Transfer to Community Center Sinking Maint. Fund 16	(\$10,000)
Transfer from Recreation Programs Fund 31	\$20,000

**CITY OF LAFAYETTE
2015-2016 PROPOSED BUDGET
EXPENDITURE DETAIL**

DEPARTMENT	Emergency Response
FUND	11
PROGRAM	360

		<i>Actual 2012-2013 Expenditures</i>	<i>Actual 2013-2014 Expenditures</i>	<i>Final 2014-2015 Budget</i>	<i>Estimated 2014-2015 Expenditures</i>	<i>Proposed 2015-2016 Budget</i>	<i>Increase Over Budget</i>
PERSONNEL SERVICES							
702	Regular Personnel	\$0	\$0	\$0	\$0	\$0	0.0%
705	Temporary Personnel	0	0	0	0	0	0.0%
708	Overtime	0	0	0	0	0	0.0%
711	Social Security	0	0	0	0	0	0.0%
714	Worker's Compensation	0	0	0	0	0	0.0%
721	Fringe Benefits	0	0	0	0	0	0.0%
Subtotal PERSONNEL		\$0	\$0	\$0	\$0	\$0	0.0%

OPERATIONS AND MAINTENANCE							
741	Office Supplies	\$0	\$0	\$0	\$0	\$0	0.0%
743	Postage	0	0	0	0	0	0.0%
745	Printing & Binding	0	0	0	0	0	0.0%
746	Books & Software	0	0	0	0	0	0.0%
748	Special Departmental Supplies	6,282	0	0	0	0	0.0%
751	Maintenance of Vehicles	0	0	0	0	0	0.0%
761	Maintenance of Equipment	0	0	0	0	0	0.0%
771	Maintenance of Buildings	0	0	0	0	0	0.0%
781	Maintenance of Right of Way	0	0	0	0	0	0.0%
791	Miscellaneous Expenses Under \$500	200	0	0	0	0	0.0%
801	Utilities-Water	0	0	0	0	0	0.0%
805	Utilities-Sewer	0	0	0	0	0	0.0%
811	Utilities-Gas & Electric	0	0	0	0	0	0.0%
821	Utilities-Telephones	0	0	0	0	0	0.0%
825	Utilities-Garbage Disposal	0	0	0	0	0	0.0%
831	Utilities-Street Lighting	0	0	0	0	0	0.0%
835	Utilities-Traffic Signals	0	0	0	0	0	0.0%
841	Rental Expense	20,216	0	0	0	0	0.0%
843	Training	0	0	0	0	0	0.0%
850	Contingency	0	0	0	0	0	0.0%
851	Advertising/Legal Notices	0	0	0	0	0	0.0%
853	Community Promotion	0	0	0	0	0	0.0%
861	Contractual Services	827,829	0	50,000	50,000	50,000	0.0%
861.5	Reimbursable Emergency Response	0	0	0	0	0	0.0%
862	Contract Sheriff Services	0	0	0	0	0	0.0%
866	Contractual-Recreation	0	0	0	0	0	0.0%
881	Premium Payment-Liability	0	0	0	0	0	0.0%
885	Insurance and Surety Bonds	0	0	0	0	0	0.0%
891	Claims Payments	0	0	0	0	0	0.0%
892	Debt Service	0	0	0	0	0	0.0%
896	Insurance Reserve	0	0	0	0	0	0.0%
Subtotal OP'S AND MAINTENANCE		\$854,527	\$0	\$50,000	\$50,000	\$50,000	0.0%

CAPITAL OUTLAY							
902	Land	\$0	\$0	\$0	\$0	\$0	0.0%
906	Improvements	0	0	0	0	0	0.0%
907	Equipment	0	0	0	0	0	0.0%
908	Depreciation-Capital Equipment	0	0	0	0	0	0.0%
Subtotal CAPITAL OUTLAY		\$0	\$0	\$0	\$0	\$0	0.0%

BASE PROGRAM COST	\$854,527	\$0	\$50,000	\$50,000	\$50,000	0.0%
--------------------------	------------------	------------	-----------------	-----------------	-----------------	-------------

TOTAL PROGRAM COST	\$854,527	\$0	\$50,000	\$50,000	\$50,000	0.0%
---------------------------	------------------	------------	-----------------	-----------------	-----------------	-------------

CITY OF LAFAYETTE
2015-2016 PROPOSED BUDGET
DESCRIPTION

DEPARTMENT	Emergency Response
FUND	11
PROGRAM	360

PROGRAM

This program is used to track expenses incurred by the City while responding to natural and man-made emergency events.
FUNDS FROM THIS PROGRAM CAN ONLY BE SPENT WITH EXPLICIT APPROVAL FROM THE LAFAYETTE CITY COUNCIL.

WORKPLAN

- Keep the roadways clear.
- Track expenses to be reimbursed by the Federal Emergency Management Agency.
- Activate Emergency Operations Center during major emergency events.

ACCOUNT DESCRIPTIONS

861 Contingency for local emergencies \$50,000

**CITY OF LAFAYETTE
2015-2016 PROPOSED BUDGET
EXPENDITURE DETAIL**

DEPARTMENT	Planning Services
FUND	11
PROGRAM	410

		<i>Actual 2012-2013 Expenditures</i>	<i>Actual 2013-2014 Expenditures</i>	<i>Final 2014-2015 Budget</i>	<i>Estimated 2014-2015 Expenditures</i>	<i>Proposed 2015-2016 Budget</i>	<i>Increase Over Budget</i>
PERSONNEL SERVICES							
702	Regular Personnel	\$349,904	\$219,950	\$230,961	\$230,961	\$255,680	10.7%
705	Temporary Personnel	19,110	12,109	20,000	20,000	20,000	0.0%
708	Overtime	4,528	2,565	4,000	4,000	4,000	0.0%
711	Social Security	28,672	16,851	19,505	19,505	21,396	9.7%
714	Worker's Compensation	3,683	2,399	5,843	5,843	7,168	22.7%
721	Fringe Benefits	118,246	85,362	81,858	81,858	92,677	13.2%
	Subtotal PERSONNEL	\$524,142	\$339,236	\$362,167	\$362,167	\$400,920	10.7%

OPERATIONS AND MAINTENANCE							
741	Office Supplies	\$2,961	\$2,930	\$1,935	\$1,935	\$2,197	13.6%
743	Postage	693	532	1,211	1,211	1,375	13.6%
745	Printing & Binding	1,827	391	3,000	3,000	3,000	0.0%
746	Books & Software	141	0	500	500	500	0.0%
748	Special Departmental Supplies	0	25	500	500	500	0.0%
751	Maintenance of Vehicles	1,364	1,894	1,000	1,000	1,000	0.0%
761	Maintenance of Equipment	0	0	0	0	0	0.0%
771	Maintenance of Buildings	0	0	0	0	0	0.0%
781	Maintenance of Right of Way	0	0	0	0	0	0.0%
791	Miscellaneous Expenses Under \$500	1,966	1,094	500	500	500	0.0%
801	Utilities-Water	0	0	0	0	0	0.0%
805	Utilities-Sewer	0	0	0	0	0	0.0%
811	Utilities-Gas & Electric	0	39	0	0	0	0.0%
821	Utilities-Telephones	1,905	1,373	1,500	1,500	1,500	0.0%
825	Utilities-Garbage Disposal	0	0	0	0	0	0.0%
831	Utilities-Street Lighting	0	0	0	0	0	0.0%
835	Utilities-Traffic Signals	0	0	0	0	0	0.0%
841	Rental Expense	36,099	27,857	34,484	34,484	37,198	7.9%
843	Training	3,877	5,234	5,000	5,000	5,000	0.0%
850	Contingency	0	0	0	0	0	0.0%
851	Advertising/Legal Notices	2,716	2,297	1,000	1,000	1,000	0.0%
853	Community Promotion	0	15,060	0	0	0	0.0%
861	Contractual Services	113,994	54,300	106,500	106,500	105,500	-0.9%
861.5	Reimbursable Emergency Response	0	0	0	0	0	0.0%
862	Contract Sheriff Services	0	0	0	0	0	0.0%
866	Contractual-Recreation	0	0	0	0	0	0.0%
881	Premium Payment-Liability	0	0	0	0	0	0.0%
885	Insurance and Surety Bonds	0	0	0	0	0	0.0%
891	Claims Payments	0	0	0	0	0	0.0%
892	Debt Service	0	0	0	0	0	0.0%
896	Insurance Reserve	0	0	0	0	0	0.0%
	Subtotal OP'S AND MAINTENANCE	\$167,544	\$113,025	\$157,130	\$157,130	\$159,270	1.4%

CAPITAL OUTLAY							
902	Land	\$0	\$0	\$0	\$0	\$0	0.0%
906	Improvements	0	0	0	0	0	0.0%
907	Equipment	275	1,545	0	0	0	0.0%
908	Depreciation-Capital Equipment	0	0	0	0	0	0.0%
	Subtotal CAPITAL OUTLAY	\$275	\$1,545	\$0	\$0	\$0	0.0%

BASE PROGRAM COST	\$691,961	\$453,806	\$519,297	\$519,297	\$560,190	7.9%
--------------------------	------------------	------------------	------------------	------------------	------------------	-------------

999	Prior Year Savings	\$0	\$0	\$25,000	\$0	\$25,000
-----	--------------------	-----	-----	----------	-----	----------

TOTAL PROGRAM COST	\$691,961	\$453,806	\$544,297	\$519,297	\$585,190	7.5%
---------------------------	------------------	------------------	------------------	------------------	------------------	-------------

CITY OF LAFAYETTE
2015-2016 PROPOSED BUDGET
DESCRIPTION

DEPARTMENT	Planning Services
FUND	11
PROGRAM	410

PROGRAM

This program provides current and future physical planning for the community consistent with the General Plan and the policy direction of the City Council. Strong emphasis is placed on physical preservation of neighborhoods, revitalization and enhancement of the downtown commercial area with respect for the community's semi-rural residential character, and the overall service needs and vitality of the City's economic base.

WORKPLAN

- Staff and provide professional recommendations to the City Council, Planning Commission, Design Review Commission, DSIMPIC, Public Art Committee, Environmental Task Force, Senior Housing Task Force and subcommittees.
- Provide quality assistance to the public in the areas of zoning, planning, building, and other related activities.
- Hear and decide discretionary approvals administered by the Zoning Administrator.
- Process and review applications in a timely and professional manner.
- Complete the tasks in the approved work plan.
- Implement the goals of the General Plan and the Downtown Specific Plan.

STAFFING REQUIREMENTS

	<u>Position Title</u>	<u>Full-Time Equivalent</u>
702	Planning & Building Director	30%
	Assistant Planning Director	40%
	Senior Planner	20%
	Planning Technician - B	70%
	Associate Planner	30%
	Assistant Planner	30%
	Planning Technician - A	75%
	Planning Assistant	40%
	Total Full-Time Equivalent:	3.35

ACCOUNT DESCRIPTIONS

745	Printing long-range studies	\$3,000		
841	Allocated cost of office space rental	\$31,909		
	Pro-rata share of City computer equipment	5,289		
		<u>\$37,198</u>		
843	Staff Training	\$5,000		
861	American Planning Association Dues	\$2,000	861.10	Contract Planners
	Landscape Architect Review Services	2,500		(reimbursed by applicants)
	Housing Element Implementation	40,000		
	Traffic Consultation Services	1,000		
	Downtown Specific Plan Implementation	20,000		
		<u>\$65,500</u>		
				\$40,000

**CITY OF LAFAYETTE
2015-2016 PROPOSED BUDGET
EXPENDITURE DETAIL**

DEPARTMENT	Code Enforcement
FUND	11
PROGRAM	415

		<i>Actual 2012-2013 Expenditures</i>	<i>Actual 2013-2014 Expenditures</i>	<i>Final 2014-2015 Budget</i>	<i>Estimated 2014-2015 Expenditures</i>	<i>Proposed 2015-2016 Budget</i>	<i>Increase Over Budget</i>
PERSONNEL SERVICES							
702	Regular Personnel	\$78,245	\$77,556	\$83,656	\$83,656	\$89,008	6.4%
705	Temporary Personnel	0	0	0	0	0	0.0%
708	Overtime	0	0	0	0	0	0.0%
711	Social Security	5,887	5,795	6,400	6,400	6,809	6.4%
714	Worker's Compensation	811	803	2,116	2,116	2,314	9.3%
721	Fringe Benefits	31,023	26,706	26,532	26,532	45,022	69.7%
	Subtotal PERSONNEL	\$115,965	\$110,859	\$118,704	\$118,704	\$143,153	20.6%

OPERATIONS AND MAINTENANCE							
741	Office Supplies	\$769	\$453	\$787	\$787	\$787	0.0%
743	Postage	0	203	492	492	492	0.0%
745	Printing & Binding	0	0	0	0	0	0.0%
746	Books & Software	0	0	0	0	0	0.0%
748	Special Departmental Supplies	0	0	0	0	0	0.0%
751	Maintenance of Vehicles	18	485	2,000	2,000	2,000	0.0%
761	Maintenance of Equipment	0	0	0	0	0	0.0%
771	Maintenance of Buildings	0	0	0	0	0	0.0%
781	Maintenance of Right of Way	0	0	0	0	0	0.0%
791	Miscellaneous Expenses Under \$500	0	0	0	0	0	0.0%
801	Utilities-Water	0	0	0	0	0	0.0%
805	Utilities-Sewer	0	0	0	0	0	0.0%
811	Utilities-Gas & Electric	0	0	0	0	0	0.0%
821	Utilities-Telephones	0	38	0	0	0	0.0%
825	Utilities-Garbage Disposal	0	0	0	0	0	0.0%
831	Utilities-Street Lighting	0	0	0	0	0	0.0%
835	Utilities-Traffic Signals	0	0	0	0	0	0.0%
841	Rental Expense	11,758	12,752	14,028	14,028	13,325	-5.0%
843	Training	853	1,062	2,000	2,000	2,000	0.0%
850	Contingency	0	0	0	0	0	0.0%
851	Advertising/Legal Notices	0	0	0	0	0	0.0%
853	Community Promotion	0	0	0	0	0	0.0%
861	Contractual Services	5,331	2,284	10,000	10,000	10,000	0.0%
861.5	Reimbursable Emergency Response	0	0	0	0	0	0.0%
862	Contract Sheriff Services	0	0	0	0	0	0.0%
866	Contractual-Recreation	0	0	0	0	0	0.0%
881	Premium Payment-Liability	0	0	0	0	0	0.0%
885	Insurance and Surety Bonds	0	0	0	0	0	0.0%
891	Claims Payments	0	0	0	0	0	0.0%
892	Debt Service	0	0	0	0	0	0.0%
896	Insurance Reserve	0	0	0	0	0	0.0%
	Subtotal OP'S AND MAINTENANCE	\$18,729	\$17,275	\$29,307	\$29,307	\$28,604	-2.4%

CAPITAL OUTLAY							
902	Land	\$0	\$0	\$0	\$0	\$0	0.0%
906	Improvements	0	0	0	0	0	0.0%
907	Equipment	0	0	0	0	0	0.0%
908	Depreciation-Capital Equipment	0	0	0	0	0	0.0%
	Subtotal CAPITAL OUTLAY	\$0	\$0	\$0	\$0	\$0	0.0%

BASE PROGRAM COST	\$134,694	\$128,134	\$148,011	\$148,011	\$171,758	16.0%
--------------------------	------------------	------------------	------------------	------------------	------------------	--------------

TOTAL PROGRAM COST	\$134,694	\$128,134	\$148,011	\$148,011	\$171,758	16.0%
---------------------------	------------------	------------------	------------------	------------------	------------------	--------------

CITY OF LAFAYETTE
2015-2016 PROPOSED BUDGET
DESCRIPTION

DEPARTMENT	Code Enforcement
FUND	11
PROGRAM	415

PROGRAM

This program provides funding to enforce codes and ordinances in downtown and the neighborhoods as well as ensure that conditions imposed on new construction are implemented.

WORKPLAN

- Enforce City codes and ordinances.
- Ensure that conditions imposed for new construction are being properly implemented.

STAFFING REQUIREMENTS

	<u>Position Title</u>	<u>Full-Time Equivalent</u>
702	Planning Technician - B	5%
	Planning & Building Director	10%
	Code Enforcement Officer	100%
	Planning Assistant	5%
	Total Full-Time Equivalent:	1.20

ACCOUNT DESCRIPTIONS

841	Allocated cost of office space rental	\$11,430
	Pro-rata share of City computer equipment	<u>1,895</u>
		\$13,325
861	Abatement of nuisances* <i>(*Upfront costs that may be reimbursed)</i>	\$10,000

**CITY OF LAFAYETTE
2015-2016 PROPOSED BUDGET
EXPENDITURE DETAIL**

DEPARTMENT	Engineering Services
FUND	11
PROGRAM	420

		<i>Actual 2012-2013 Expenditures</i>	<i>Actual 2013-2014 Expenditures</i>	<i>Final 2014-2015 Budget</i>	<i>Estimated 2014-2015 Expenditures</i>	<i>Proposed 2015-2016 Budget</i>	<i>Increase Over Budget</i>
PERSONNEL SERVICES							
702	Regular Personnel	\$122,788	\$124,083	\$127,076	\$127,076	\$146,482	15.3%
705	Temporary Personnel	6,504	1,716	13,000	13,000	0	N/A
708	Overtime	414	74	0	0	0	0.0%
711	Social Security	8,529	8,231	10,716	10,716	11,206	4.6%
714	Worker's Compensation	1,310	1,299	3,215	3,215	3,809	18.5%
721	Fringe Benefits	36,050	48,767	47,542	47,542	57,818	21.6%
	Subtotal PERSONNEL	\$175,595	\$184,170	\$201,548	\$201,548	\$219,314	8.8%

OPERATIONS AND MAINTENANCE							
741	Office Supplies	\$364	\$279	\$787	\$787	\$918	16.7%
743	Postage	280	271	492	492	574	16.7%
745	Printing & Binding	243	114	500	500	500	0.0%
746	Books & Software	65	0	500	5,000	500	0.0%
748	Special Departmental Supplies	1,895	2,289	1,300	2,500	1,500	15.4%
751	Maintenance of Vehicles	6,173	5,141	5,000	6,000	5,000	0.0%
761	Maintenance of Equipment	0	0	0	0	0	0.0%
771	Maintenance of Buildings	0	0	0	0	0	0.0%
781	Maintenance of Right of Way	0	0	0	0	0	0.0%
791	Miscellaneous Expenses Under \$500	559	200	0	0	0	0.0%
801	Utilities-Water	0	0	0	0	0	0.0%
805	Utilities-Sewer	0	0	0	0	0	0.0%
811	Utilities-Gas & Electric	0	0	0	0	0	0.0%
821	Utilities-Telephones	3,205	2,012	3,500	3,500	3,500	0.0%
825	Utilities-Garbage Disposal	0	0	0	0	0	0.0%
831	Utilities-Street Lighting	0	0	0	0	0	0.0%
835	Utilities-Traffic Signals	0	0	0	0	0	0.0%
841	Rental Expense	8,767	9,207	14,094	14,094	16,089	14.2%
843	Training	571	707	1,000	1,000	1,000	0.0%
850	Contingency	0	0	0	0	0	0.0%
851	Advertising/Legal Notices	75	135	0	0	0	0.0%
853	Community Promotion	0	0	0	0	0	0.0%
861	Contractual Services	14,632	44,850	25,000	25,000	75,000	200.0%
861.5	Reimbursable Emergency Response	0	0	0	0	0	0.0%
862	Contract Sheriff Services	0	0	0	0	0	0.0%
866	Contractual-Recreation	0	0	0	0	0	0.0%
881	Premium Payment-Liability	0	0	0	0	0	0.0%
885	Insurance and Surety Bonds	0	0	0	0	0	0.0%
891	Claims Payments	0	0	0	0	0	0.0%
892	Debt Service	0	0	0	0	0	0.0%
896	Insurance Reserve	0	0	0	0	0	0.0%
	Subtotal OP'S AND MAINTENANCE	\$36,828	\$65,204	\$52,174	\$58,874	\$104,582	100.4%

CAPITAL OUTLAY							
902	Land	\$0	\$0	\$0	\$0	\$0	0.0%
906	Improvements	0	0	0	0	0	0.0%
907	Equipment	0	0	0	0	0	0.0%
908	Depreciation-Capital Equipment	0	0	0	0	0	0.0%
	Subtotal CAPITAL OUTLAY	\$0	\$0	\$0	\$0	\$0	0.0%

BASE PROGRAM COST	\$212,423	\$249,374	\$253,722	\$260,422	\$323,896	27.7%
--------------------------	------------------	------------------	------------------	------------------	------------------	--------------

999	Prior Year Savings	\$0	\$0	\$14,292	\$0	\$7,592
-----	--------------------	-----	-----	----------	-----	---------

TOTAL PROGRAM COST	\$212,423	\$249,374	\$268,014	\$260,422	\$331,488	23.7%
---------------------------	------------------	------------------	------------------	------------------	------------------	--------------

CITY OF LAFAYETTE
2015-2016 PROPOSED BUDGET
DESCRIPTION

DEPARTMENT	Engineering Services
FUND	11
PROGRAM	420

PROGRAM

City engineering services are provided by a professional staff. Design and major project work for engineering projects are provided through contracts with consultants. Services provided by in-house staff include:

- Administration of the Capital Improvement Program, including project development and contract administration.
- Facilitation of community involvement in project development.
- Engineering review of development proposals including incorporation of NPDES development regulations.
- Processing improvement plans and subdivision maps for private development.
- Providing input to other agencies, commissions, departments, and the public on engineering, maintenance, and development matters.
- Coordinating with the Public Works Services Manager regarding maintenance, operations, and repair of public facilities.
- Representing the City's interests in regional transportation and funding issues.
- Administering encroachment permit program.

WORKPLAN

- Update conditions survey of storm drain infrastructure.
- Administer the Capital Improvement Program, from project development through final construction, including contract administration.
- Administer transportation planning functions.
- Perform engineering review of development proposals including conformance review of new NPDES regulations.
- In coordination with the Planning Division, process improvement plans and subdivision maps for private development.
- Perform special studies to facilitate long-range planning in the areas of capital improvements, downtown redevelopment, and traffic / pedestrian circulation.
- Provide input to other agencies, commissions, departments, and the public on engineering, maintenance, and development matters.
- Provide customer service to the community by responding to questions and requests regarding infrastructure maintenance and improvements.
- Coordinate with the Public Works Services Manager regarding maintenance, operations, and repair of public facilities.
- Represent the City's interests in regional transportation and funding issues.
- Administer the encroachment permit program.
- Staff the Capital Projects Assessment Committee and the Public Works Services subcommittee.

STAFFING REQUIREMENTS

	Position Title	Full-Time Equivalent
702	City Engineer	30%
	Assistant Engineer	20%
	Senior Engineer - A	10%
	Construction Inspector	50%
	Engineering Assistant	30%
	Total Full Time Equivalent	1.40

ACCOUNT DESCRIPTIONS

841	Allocated cost of office space rental	\$13,405
	Pro-rata share of City computer equipment	2,684
		<u>\$16,089</u>
861	Misc. consultant services (survey/traffic/geotech/landscape)	\$5,000
	Storm drain condition survey (CPAC recommendation)	50,000
	Pre-engineering studies for construction year 2016 capital projects	20,000
		<u>\$75,000</u>

**CITY OF LAFAYETTE
2015-2016 PROPOSED BUDGET
EXPENDITURE DETAIL**

DEPARTMENT	City Manager
FUND	11
PROGRAM	510

		<i>Actual 2012-2013 Expenditures</i>	<i>Actual 2013-2014 Expenditures</i>	<i>Final 2014-2015 Budget</i>	<i>Estimated 2014-2015 Expenditures</i>	<i>Proposed 2015-2016 Budget</i>	<i>Increase Over Budget</i>
PERSONNEL SERVICES							
702	Regular Personnel	\$288,378	\$296,001	\$294,927	\$294,927	\$302,130	2.4%
705	Temporary Personnel	1,013	0	0	0	0	0%
708	Overtime	0	0	0	0	0	0.0%
711	Social Security	15,034	15,091	22,562	22,562	23,113	2.4%
714	Worker's Compensation	3,063	3,063	7,462	7,462	7,855	5.3%
721	Fringe Benefits	97,377	98,550	100,708	100,708	94,184	-6.5%
	Subtotal PERSONNEL	\$404,865	\$412,706	\$425,659	\$425,659	\$427,283	0.4%

OPERATIONS AND MAINTENANCE							
741	Office Supplies	\$1,471	\$833	\$1,390	\$1,000	\$1,390	0.0%
743	Postage	471	374	870	500	870	0.0%
745	Printing & Binding	0	106	200	100	200	0.0%
746	Books & Software	0	168	750	100	750	0.0%
748	Special Departmental Supplies	0	0	500	250	500	0.0%
751	Maintenance of Vehicles	5,186	6,452	10,000	10,000	8,000	-20.0%
761	Maintenance of Equipment	0	0	0	0	0	0.0%
771	Maintenance of Buildings	0	0	0	2,012	2,000	N/A
781	Maintenance of Right of Way	0	0	0	0	0	0.0%
791	Miscellaneous Expenses Under \$500	354	0	500	0	500	0.0%
801	Utilities-Water	0	0	0	0	0	0.0%
805	Utilities-Sewer	0	0	0	0	0	0.0%
811	Utilities-Gas & Electric	0	0	0	0	0	0.0%
821	Utilities-Telephones	1,235	1,610	1,200	1,200	1,200	0.0%
825	Utilities-Garbage Disposal	0	0	0	0	0	0.0%
831	Utilities-Street Lighting	0	0	0	0	0	0.0%
835	Utilities-Traffic Signals	0	0	0	0	0	0.0%
841	Rental Expense	27,537	28,610	30,020	30,020	25,360	-15.5%
843	Training	3,658	4,030	5,000	5,000	5,000	0.0%
850	Contingency	0	0	0	0	0	0.0%
851	Advertising/Legal Notices	0	0	0	0	0	0.0%
853	Community Promotion	3,441	18,910	5,000	2,000	5,000	0.0%
861	Contractual Services	0	1,183	0	1,500	0	0.0%
861.5	Reimbursable Emergency Response	0	0	0	0	0	0.0%
862	Contract Sheriff Services	0	0	0	0	0	0.0%
866	Contractual-Recreation	0	0	0	0	0	0.0%
881	Premium Payment-Liability	0	0	0	0	0	0.0%
885	Insurance and Surety Bonds	0	0	0	0	0	0.0%
891	Claims Payments	0	0	0	0	0	0.0%
892	Debt Service	0	0	0	0	0	0.0%
896	Insurance Reserve	0	0	0	0	0	0.0%
	Subtotal OP'S AND MAINTENANCE	\$43,353	\$62,277	\$55,430	\$53,682	\$50,771	-8.4%

CAPITAL OUTLAY							
902	Land	\$0	\$0	\$0	\$0	\$0	0.0%
906	Improvements	0	0	0	0	0	0.0%
907	Equipment	0	0	0	0	0	0.0%
908	Depreciation-Capital Equipment	0	0	0	0	0	0.0%
	Subtotal CAPITAL OUTLAY	\$0	\$0	\$0	\$0	\$0	0.0%

BASE PROGRAM COST	\$448,218	\$474,983	\$481,089	\$479,341	\$478,053	-0.6%
--------------------------	------------------	------------------	------------------	------------------	------------------	--------------

999	Prior Year Savings	\$0	\$0	\$23,544	\$20,000	\$5,292
-----	--------------------	-----	-----	----------	----------	---------

TOTAL PROGRAM COST	\$448,218	\$474,983	\$504,633	\$499,341	\$483,345	-4.2%
---------------------------	------------------	------------------	------------------	------------------	------------------	--------------

CITY OF LAFAYETTE
2015-2016 PROPOSED BUDGET
DESCRIPTION

DEPARTMENT	City Manager
FUND	11
PROGRAM	510

PROGRAM

The City Manager's office provides general administrative direction of City operations and program implementation as set forth by policy direction of the City Council. The City Manager is appointed by the City Council as chief executive officer of the municipal corporation and is charged with providing professional leadership.

WORKPLAN

- Provide sound and objective policy recommendations and responsive staff support to the City Council.
- Monitor and report the fiscal condition of the City government to the City Council and recommend programs and policies that ensure the City's stable and healthy fiscal condition at all times.
- Provide the direction, motivation, supervision, and training of City staff as needed to achieve program objectives.
- Be responsive to citizens in a timely fashion and develop user friendly procedures including prompt and efficient responses to citizen requests for services.
- Develop procedures and training that protect the City's resources through sound management of claims, suits, and litigation.
- Promote the Team Standards and Customer Service Standards to City staff.
- Track and analyze State legislation.

STAFFING REQUIREMENTS

	Position Title	Full-Time Equivalent
702	City Manager	100%
	Administrative Assistant - Admin A	56%
	Administrative Assistant - Admin B	56%
	Total Full Time Equivalent	2.12

ACCOUNT DESCRIPTIONS

841	Allocated cost of office space rental	\$22,013
	Pro-rata share of City computer equipment	<u>3,347</u>
		\$25,360
843	LOCC Annual Conference	\$2,000
	Contract Cities Association Conference	1,000
	ICMA Annual Meeting	<u>2,000</u>
		\$5,000
853	Membership in ICMA, and Service Clubs	\$5,000

**CITY OF LAFAYETTE
2015-2016 PROPOSED BUDGET
EXPENDITURE DETAIL**

DEPARTMENT	Legal Services
FUND	11
PROGRAM	520

		<i>Actual 2012-2013 Expenditures</i>	<i>Actual 2013-2014 Expenditures</i>	<i>Final 2014-2015 Budget</i>	<i>Estimated 2014-2015 Expenditures</i>	<i>Proposed 2015-2016 Budget</i>	<i>Increase Over Budget</i>
PERSONNEL SERVICES							
702	Regular Personnel	\$0	\$0	\$0	\$0	\$0	0.0%
705	Temporary Personnel	0	0	0	0	0	0.0%
708	Overtime	0	0	0	0	0	0.0%
711	Social Security	0	0	0	0	0	0.0%
714	Worker's Compensation	0	0	0	0	0	0.0%
721	Fringe Benefits	0	0	0	0	0	0.0%
Subtotal PERSONNEL		\$0	\$0	\$0	\$0	\$0	0.0%

OPERATIONS AND MAINTENANCE							
741	Office Supplies	\$0	\$0	\$0	\$0	\$0	0.0%
743	Postage	0	0	0	0	0	0.0%
745	Printing & Binding	0	0	0	0	0	0.0%
746	Books & Software	0	0	0	0	0	0.0%
748	Special Departmental Supplies	0	0	0	0	0	0.0%
751	Maintenance of Vehicles	0	0	0	0	0	0.0%
761	Maintenance of Equipment	0	0	0	0	0	0.0%
771	Maintenance of Buildings	0	0	0	0	0	0.0%
781	Maintenance of Right of Way	0	0	0	0	0	0.0%
791	Miscellaneous Expenses Under \$500	0	0	0	0	0	0.0%
801	Utilities-Water	0	0	0	0	0	0.0%
805	Utilities-Sewer	0	0	0	0	0	0.0%
811	Utilities-Gas & Electric	0	0	0	0	0	0.0%
821	Utilities-Telephones	0	0	0	0	0	0.0%
825	Utilities-Garbage Disposal	0	0	0	0	0	0.0%
831	Utilities-Street Lighting	0	0	0	0	0	0.0%
835	Utilities-Traffic Signals	0	0	0	0	0	0.0%
841	Rental Expense	0	0	0	0	0	0.0%
843	Training	0	0	0	0	0	0.0%
850	Contingency	0	0	0	0	0	0.0%
851	Advertising/Legal Notices	0	0	0	0	0	0.0%
853	Community Promotion	0	0	0	0	0	0.0%
861	Contractual Services	292,891	433,074	428,431	283,431	435,284	1.6%
861.5	Reimbursable Emergency Response	0	0	0	0	0	0.0%
862	Contract Sheriff Services	0	0	0	0	0	0.0%
866	Contractual-Recreation	0	0	0	0	0	0.0%
881	Premium Payment-Liability	0	0	0	0	0	0.0%
885	Insurance and Surety Bonds	0	0	0	0	0	0.0%
891	Claims Payments	0	0	0	0	0	0.0%
892	Debt Service	0	0	0	0	0	0.0%
896	Insurance Reserve	0	0	0	0	0	0.0%
Subtotal OP'S AND MAINTENANCE		\$292,891	\$433,074	\$428,431	\$283,431	\$435,284	1.6%

CAPITAL OUTLAY							
902	Land	\$0	\$0	\$0	\$0	\$0	0.0%
906	Improvements	0	0	0	0	0	0.0%
907	Equipment	0	0	0	0	0	0.0%
908	Depreciation-Capital Equipment	0	0	0	0	0	0.0%
Subtotal CAPITAL OUTLAY		\$0	\$0	\$0	\$0	\$0	0.0%

BASE PROGRAM COST	\$292,891	\$433,074	\$428,431	\$283,431	\$435,284	1.6%
--------------------------	------------------	------------------	------------------	------------------	------------------	-------------

TOTAL PROGRAM COST	\$292,891	\$433,074	\$428,431	\$283,431	\$435,284	1.6%
---------------------------	------------------	------------------	------------------	------------------	------------------	-------------

CITY OF LAFAYETTE
2015-2016 PROPOSED BUDGET
DESCRIPTION

DEPARTMENT	Legal Services
FUND	11
PROGRAM	520

PROGRAM

This program represents various legal services provided by the City Attorney and special legal counsel.

The City Attorney, a contract employee, is legal advisor to the City Council, the administrative staff, and, upon authorization, City Commissions. Responsibilities of the City Attorney include drafting ordinances, resolutions, leases, contracts, agreements, and other documents; researching and preparing legal opinions on various legal issues; attending City Council and Planning Commission meetings for the purpose of giving legal advice; investigating and settling certain civil claims; appearing in court and in administrative proceedings on behalf of the City; prosecuting certain ordinance/code violations; recovering damages to public property; condemning property for public purposes and performing other legal services as requested. The City Attorney's focus is to practice preventative law and provide legal advice leading to the adoption of practices and policies which will prevent or minimize litigation.

Special counsel is engaged when the nature of legal matters requires unique or special expertise to represent the City. The City Council determines, in matters of civil litigation, who shall represent the City. The City Attorney supervises and coordinates with such outside counsel at the Council's request.

City Attorney services are provided by Best, Best & Krieger.

ACCOUNT DESCRIPTIONS

863.1 The City pays a retainer of \$18,540 per month for general legal services. Special litigation by the City Attorney is billed at \$255/hour, associates \$225/hour, and paralegal/clerks \$140/hour.

<i>LEGAL SERVICES DETAIL</i>		<i>Actual 2012-2013 Expenditures</i>	<i>Actual 2013-2014 Expenditures</i>	<i>Final 2014-2015 Budget</i>	<i>Estimated 2014-2015 Expenditures</i>	<i>Proposed 2015-2016 Budget</i>	<i>Increase Over Budget</i>
863.1	Legal Services Retainer	\$286,083	\$223,514	\$228,431	\$228,431	\$235,284	3.0%
863.2	Special Services (outside retainer)	6,273	176,723	100,000	50,000	100,000	0.0%
863.3	Litigation	535	32,837	100,000	5,000	100,000	0.0%
	Subtotal	\$292,891	\$433,074	\$428,431	\$283,431	\$435,284	1.6%

**CITY OF LAFAYETTE
2015-2016 PROPOSED BUDGET
EXPENDITURE DETAIL**

DEPARTMENT	City Clerk
FUND	11
PROGRAM	530

		<i>Actual 2012-2013 Expenditures</i>	<i>Actual 2013-2014 Expenditures</i>	<i>Final 2014-2015 Budget</i>	<i>Estimated 2014-2015 Expenditures</i>	<i>Proposed 2015-2016 Budget</i>	<i>Increase Over Budget</i>
PERSONNEL SERVICES							
702	Regular Personnel	\$78,328	\$85,571	\$83,616	\$83,616	\$92,054	10.1%
705	Temporary Personnel	0	0	0	0	0	0.0%
708	Overtime	0	0	0	0	0	0.0%
711	Social Security	5,894	6,319	6,397	6,397	7,042	10.1%
714	Worker's Compensation	809	885	2,115	2,115	2,393	13.1%
721	Fringe Benefits	24,088	26,061	25,418	25,418	27,434	7.9%
	Subtotal PERSONNEL	\$109,119	\$118,836	\$117,546	\$117,546	\$128,924	9.7%

OPERATIONS AND MAINTENANCE							
741	Office Supplies	\$498	\$334	\$492	\$492	\$492	0.0%
743	Postage	186	153	308	308	308	0.0%
745	Printing & Binding	0	3,261	200	200	200	0.0%
746	Books & Software	0	54	200	200	200	0.0%
748	Special Departmental Supplies	0	0	200	200	200	0.0%
751	Maintenance of Vehicles	0	0	0	0	0	0.0%
761	Maintenance of Equipment	2,100	2,100	2,500	2,500	3,000	20.0%
771	Maintenance of Buildings	0	0	0	0	0	0.0%
781	Maintenance of Right of Way	0	0	0	0	0	0.0%
791	Miscellaneous Expenses Under \$500	230	0	100	100	100	0.0%
801	Utilities-Water	0	0	0	0	0	0.0%
805	Utilities-Sewer	0	0	0	0	0	0.0%
811	Utilities-Gas & Electric	0	0	0	0	0	0.0%
821	Utilities-Telephones	731	619	500	500	500	0.0%
825	Utilities-Garbage Disposal	0	0	0	0	0	0.0%
831	Utilities-Street Lighting	0	0	0	0	0	0.0%
835	Utilities-Traffic Signals	0	0	0	0	0	0.0%
841	Rental Expense	8,021	8,398	8,767	8,767	8,328	-5.0%
843	Training	1,392	1,230	5,050	5,050	5,050	0.0%
850	Contingency	0	0	0	0	0	0.0%
851	Advertising/Legal Notices	150	0	3,000	3,000	1,500	-50.0%
853	Community Promotion	0	0	0	0	0	0.0%
861	Contractual Services	3,768	1,090	5,475	5,475	6,475	18.3%
861.5	Reimbursable Emergency Response	0	0	0	0	0	0.0%
862	Contract Sheriff Services	0	0	0	0	0	0.0%
866	Contractual-Recreation	0	0	0	0	0	0.0%
881	Premium Payment-Liability	0	0	0	0	0	0.0%
885	Insurance and Surety Bonds	0	0	0	0	0	0.0%
891	Claims Payments	0	0	0	0	0	0.0%
892	Debt Service	0	0	0	0	0	0.0%
896	Insurance Reserve	0	0	0	0	0	0.0%
	Subtotal OP'S AND MAINTENANCE	\$17,076	\$17,239	\$26,792	\$26,792	\$26,353	-1.6%

CAPITAL OUTLAY							
902	Land	\$0	\$0	\$0	\$0	\$0	0.0%
906	Improvements	0	0	0	0	0	0.0%
907	Equipment	0	0	0	0	0	0.0%
908	Depreciation-Capital Equipment	0	0	0	0	0	0.0%
	Subtotal CAPITAL OUTLAY	\$0	\$0	\$0	\$0	\$0	0.0%

BASE PROGRAM COST	\$126,195	\$136,075	\$144,338	\$144,338	\$155,277	7.6%
--------------------------	------------------	------------------	------------------	------------------	------------------	-------------

999	Prior Year Savings	\$0	\$0	\$25,000	\$0	\$25,000
-----	--------------------	-----	-----	----------	-----	----------

TOTAL PROGRAM COST	\$126,195	\$136,075	\$169,338	\$144,338	\$180,277	6.5%
---------------------------	------------------	------------------	------------------	------------------	------------------	-------------

CITY OF LAFAYETTE
2015-2016 PROPOSED BUDGET
DESCRIPTION

DEPARTMENT	City Clerk
FUND	11
PROGRAM	530

PROGRAM

The City Clerk is responsible for the maintenance and distribution of City Council records, rosters, activities, and transactions; i.e., agendas, minutes, resolutions, ordinances, recordation with the County Recorder's Office; providing for Administration of City elections in accordance with State law; preparing, posting, and publishing all City Council official notices; administering Political Reform Act filing. The Clerk also maintains the Lafayette Municipal Code and is custodian of the City Seal.

WORKPLAN

- Continue timely preparation of agendas and minute transcriptions, and distribution of certified resolutions and ordinances.
- Provide for records management of City documents including safe and secure storage, as well as off-site back-up. Keep current the optical disk scanning of all City historical and legal documents.
- Continue timely advertising, legal publishing, and updates of Municipal Code.
- Continue administration of oaths, economic interest, and campaign statements consistent with State laws.
- Continue with educational training.
- Continue to handle the processing of claims filed against the City.

STAFFING REQUIREMENTS

	Position Title	Full-Time Equivalent
702	City Clerk & Municipal Information Officer	75%
	Total Full Time Equivalent	0.75

ACCOUNT DESCRIPTIONS

761	Questys annual maintenance	\$3,000
		<u>\$3,000</u>
791	Notary Errors and Omissions insurance	\$100
841	Allocated cost of office space rental	\$7,144
	Pro-rata share of City computer equipment	1,184
		<u>\$8,328</u>
843	Bimonthly No. Cal. City Clerks Association Meetings	\$250
	CMC Training - New Laws & Elections	3,500
	Annual CCAC Conference	700
	Mileage Reimbursement	600
		<u>\$5,050</u>
851	Publication of legal notices (public hearings / ordinances)	\$1,500
861	CCAC dues	\$125
	IIMC dues	250
	National Notary Assn. dues	100
	Municode Annual Update	5,000
	Muni codes on-line	1,000
		<u>\$6,475</u>

**CITY OF LAFAYETTE
2015-2016 PROPOSED BUDGET
EXPENDITURE DETAIL**

DEPARTMENT	Administrative Services
FUND	11
PROGRAM	540

		<i>Actual 2012-2013 Expenditures</i>	<i>Actual 2013-2014 Expenditures</i>	<i>Final 2014-2015 Budget</i>	<i>Estimated 2014-2015 Expenditures</i>	<i>Proposed 2015-2016 Budget</i>	<i>Increase Over Budget</i>
PERSONNEL SERVICES							
702	Regular Personnel	\$471,114	\$471,669	\$411,095	\$411,095	\$420,778	2.4%
705	Temporary Personnel	2,245	510	2,000	0	2,000	0.0%
708	Overtime	0	0	0	0	0	0.0%
711	Social Security	31,163	31,277	31,602	31,602	32,343	2.3%
714	Worker's Compensation	4,876	4,645	10,401	10,401	10,992	5.7%
721	Fringe Benefits	140,319	123,213	115,155	115,155	119,747	4.0%
	Subtotal PERSONNEL	\$649,717	\$631,314	\$570,253	\$568,253	\$585,861	2.7%

OPERATIONS AND MAINTENANCE							
741	Office Supplies	\$3,091	\$3,374	\$2,361	\$2,361	\$2,361	0.0%
743	Postage	25	643	1,477	1,477	1,477	0.0%
745	Printing & Binding	853	3,708	3,000	1,500	3,000	0.0%
746	Books & Software	74	313	0	250	250	N/A
748	Special Departmental Supplies	0	0	500	200	500	0.0%
751	Maintenance of Vehicles	0	0	0	0	0	0.0%
761	Maintenance of Equipment	0	0	0	0	0	0.0%
771	Maintenance of Buildings	0	0	0	0	0	0.0%
781	Maintenance of Right of Way	0	0	0	0	0	0.0%
791	Miscellaneous Expenses Under \$500	419	157	1,000	500	1,000	0.0%
801	Utilities-Water	0	0	0	0	0	0.0%
805	Utilities-Sewer	0	0	0	0	0	0.0%
811	Utilities-Gas & Electric	0	0	0	0	0	0.0%
821	Utilities-Telephones	2,577	1,215	2,500	2,500	2,500	0.0%
825	Utilities-Garbage Disposal	0	0	0	0	0	0.0%
831	Utilities-Street Lighting	0	0	0	0	0	0.0%
835	Utilities-Traffic Signals	0	0	0	0	0	0.0%
841	Rental Expense	43,832	40,532	42,083	42,083	39,974	-5.0%
843	Training	4,801	5,325	5,500	5,500	5,500	0.0%
850	Contingency	0	0	0	0	0	0.0%
851	Advertising/Legal Notices	0	0	0	0	0	0.0%
853	Community Promotion	0	0	0	0	0	0.0%
861	Contractual Services	41,445	25,127	20,000	20,000	20,000	0.0%
861.5	Reimbursable Emergency Response	0	0	0	0	0	0.0%
862	Contract Sheriff Services	0	0	0	0	0	0.0%
866	Contractual-Recreation	0	0	0	0	0	0.0%
881	Premium Payment-Liability	0	0	0	0	0	0.0%
885	Insurance and Surety Bonds	0	0	0	0	0	0.0%
891	Claims Payments	0	0	0	0	0	0.0%
892	Debt Service	0	0	0	0	0	0.0%
896	Insurance Reserve	0	0	0	0	0	0.0%
	Subtotal OP'S AND MAINTENANCE	\$97,117	\$80,395	\$78,421	\$76,371	\$76,563	-2.4%

CAPITAL OUTLAY							
902	Land	\$0	\$0	\$0	\$0	\$0	0.0%
906	Improvements	0	0	0	0	0	0.0%
907	Equipment	1,657	0	0	2,500	0	0.0%
908	Depreciation-Capital Equipment	0	0	0	0	0	0.0%
	Subtotal CAPITAL OUTLAY	\$1,657	\$0	\$0	\$2,500	\$0	0.0%

BASE PROGRAM COST	\$748,491	\$711,709	\$648,674	\$647,124	\$662,423	2.1%
--------------------------	------------------	------------------	------------------	------------------	------------------	-------------

999	Prior Year Savings	\$0	\$0	\$21,653	\$0	\$23,203
-----	--------------------	-----	-----	----------	-----	----------

TOTAL PROGRAM COST	\$748,491	\$711,709	\$670,327	\$647,124	\$685,626	2.3%
---------------------------	------------------	------------------	------------------	------------------	------------------	-------------

CITY OF LAFAYETTE
2015-2016 PROPOSED BUDGET
DESCRIPTION

DEPARTMENT	Administrative Services
FUND	11
PROGRAM	540

PROGRAM

The Administrative Services program is responsible for the administration of the City's fiscal and human resource operations, office technology and facilities, risk management, TCI and PG&E franchise oversight, Vistas newsletter publication, and the webpage. Finance is comprised of six principal areas of responsibility: financial administration, accounting, payroll, capital projects, treasury, and purchasing. Human Resources is responsible for recruiting, training, and retaining employees of the highest caliber. The Administrative Services Director functions as the Finance Director and the Human Resources Director.

WORKPLAN

Finance, Purchasing, and Treasury

- Maintain financial integrity of City and assure that adequate internal controls are in place.
- Maintain the accounting system and financial management practices in conformance with generally accepted accounting practices.
- Maximize interest earnings by investing 99% of all available funds daily.
- Implement Purchasing Ordinance and policy.
- Oversee parking lot leases and income, Transient Occupancy Tax audits, and TCI and PG&E franchise payments.
- Review and adjust user rates and fees to reflect the cost of providing services.
- Continue to pursue federal and state reimbursement for the cost of mandated programs.

Personnel

- Continue to recruit the highest quality personnel to fill vacancies as they occur or are created.
- Continue to implement City training programs.
- Manage worker's compensation claims, grievances, disciplinary matters and employee benefits.
- Maintain personnel database.

Office Technology, Real and Personal Property, Risk Management, and Franchises

- Manage office facilities and office technologies: telephone, voice mail, copiers, faxes, and computer systems.
- Implement an efficient system of City fixed assets inventory and disposal of surplus fixed assets.
- Continue to serve as the JPA Risk Management Board representative. Review all City property for proper insurance coverage.

Vistas and Web Page

- Continue to edit and coordinate the publication and distribution of Vistas newsletter.
- Design and implement changes to the City webpage as an on-going, work-in-progress.

STAFFING REQUIREMENTS

	<u>Position Title</u>	<u>Full-Time Equivalent</u>
702	Administrative Services Director	95%
	Financial Services Manager	100%
	Accounting Assistant	75%
	Accountant	90%
	Total Full Time Equivalent	3.60

ACCOUNT DESCRIPTIONS

745	Checks, forms, employment applications	\$3,000	843	Misc Seminars	\$1,000
				Leadership Training	2,500
841	Allocated cost of office space rental	\$34,290		LOCC Financial Mgmt Seminar	1,000
	Pro-rata share of City computer equipment	5,684		LOCC Annual Conference	1,000
		<u>\$39,974</u>			<u>\$5,500</u>
			861	Accounting Software Support	\$7,500
				CAFR Audit	5,000
				State Reporting	5,000
				Actuarial	2,500
				Fees & Services	2,500
					<u>\$22,500</u>

**CITY OF LAFAYETTE
2015-2016 PROPOSED BUDGET
EXPENDITURE DETAIL**

DEPARTMENT	Rent and Expenses
FUND	11
PROGRAM	550

		<i>Actual 2012-2013 Expenditures</i>	<i>Actual 2013-2014 Expenditures</i>	<i>Final 2014-2015 Budget</i>	<i>Estimated 2014-2015 Expenditures</i>	<i>Proposed 2015-2016 Budget</i>	<i>Increase Over Budget</i>
PERSONNEL SERVICES							
702	Regular Personnel	\$0	\$26,300	\$52,000	\$42,485	\$0	N/A
705	Temporary Personnel	0	1,500	3,000	2,275	0	N/A
708	Overtime	0	0	3,000	0	0	N/A
711	Social Security	0	1,482	2,000	2,080	0	N/A
714	Worker's Compensation	0	289	0	1,115	0	0.0%
721	Fringe Benefits	0	0	0	0	0	0.0%
Subtotal PERSONNEL		\$0	\$29,571	\$60,000	\$47,955	\$0	N/A

OPERATIONS AND MAINTENANCE							
741	Office Supplies	\$428	\$0	\$0	\$0	\$0	0.0%
743	Postage	0	0	0	0	0	0.0%
745	Printing & Binding	0	93	2,500	1,000	2,500	0.0%
746	Books & Software	0	778	500	500	500	0.0%
748	Special Departmental Supplies	51	49	0	0	0	0.0%
751	Maintenance of Vehicles	0	0	0	0	0	0.0%
761	Maintenance of Equipment	72	119	500	1,500	1,500	200.0%
771	Maintenance of Buildings	0	0	0	50	0	0.0%
781	Maintenance of Right of Way	0	0	0	0	0	0.0%
791	Miscellaneous Expenses Under \$500	6,629	2,928	4,000	4,000	4,000	0.0%
801	Utilities-Water	0	0	0	0	0	0.0%
805	Utilities-Sewer	0	0	0	0	0	0.0%
811	Utilities-Gas & Electric	0	110	0	0	0	0.0%
821	Utilities-Telephones	12,129	14,316	12,000	18,900	20,000	66.7%
825	Utilities-Garbage Disposal	0	0	0	0	0	0.0%
831	Utilities-Street Lighting	0	0	0	0	0	0.0%
835	Utilities-Traffic Signals	0	0	0	0	0	0.0%
841	Rental Expense	6,881	0	0	0	0	0.0%
843	Training	2,910	5,583	3,500	500	3,500	0.0%
850	Contingency	0	0	0	0	0	0.0%
851	Advertising/Legal Notices	0	429	0	0	0	0.0%
853	Community Promotion	3,456	3,864	3,800	3,800	3,800	0.0%
861	Contractual Services	83,199	84,636	83,281	83,281	84,695	1.7%
861.5	Reimbursable Emergency Response	0	0	0	0	0	0.0%
862	Contract Sheriff Services	0	0	0	0	0	0.0%
866	Contractual-Recreation	0	0	0	0	0	0.0%
881	Premium Payment-Liability	0	0	0	0	0	0.0%
885	Insurance and Surety Bonds	0	0	0	0	0	0.0%
891	Claims Payments	0	0	0	0	0	0.0%
892	Debt Service	0	0	0	0	0	0.0%
896	Insurance Reserve	0	0	0	0	0	0.0%
Subtotal OP'S AND MAINTENANCE		\$115,755	\$112,904	\$110,081	\$113,531	\$120,495	9.5%

CAPITAL OUTLAY							
902	Land	\$0	\$0	\$0	\$0	\$0	0.0%
906	Improvements	0	0	0	0	0	0.0%
907	Equipment	0	0	0	0	0	0.0%
908	Depreciation-Capital Equipment	0	0	0	0	0	0.0%
Subtotal CAPITAL OUTLAY		\$0	\$0	\$0	\$0	\$0	0.0%

BASE PROGRAM COST	\$115,755	\$142,476	\$170,081	\$161,486	\$120,495	-29.2%
--------------------------	------------------	------------------	------------------	------------------	------------------	---------------

TOTAL PROGRAM COST	\$115,755	\$142,476	\$170,081	\$161,486	\$120,495	-29.2%
---------------------------	------------------	------------------	------------------	------------------	------------------	---------------

CITY OF LAFAYETTE
2015-2016 PROPOSED BUDGET
DESCRIPTION

DEPARTMENT	Rent and Expenses
FUND	11
PROGRAM	550

PROGRAM

This program includes those expenses which are not attributable to any specific department(s) and which are general in nature, such as rent for City offices, general office equipment and maintenance, community promotion, and membership fees.

ACCOUNT DESCRIPTIONS

761	Maintenance for office machines	\$1,500	
791	Employee Recognition	\$3,000	
	Misc office expenses	1,000	
		<u>\$4,000</u>	
841	Rent of City Offices at Desco Plaza	\$290,800	
	Coffee machine and supplies	3,000	
	Phone System Support	8,004	
	Lease of postage machine	3,048	
	Lease of Copy Machines (2)	23,760	
		<u>\$328,612</u>	allocated back to departments
843	City-wide Employee Training Program	\$2,000	
	Quarterly Staff Training Lunch Meetings (3)	1,500	
		<u>\$3,500</u>	
853	City of Lafayette Commute Alternative Program	\$3,800	
861	Credit Card Fees	3,000	
	Sales Tax Audits	2,000	
	LAFCO Membership	4,050	
	Contract Cities Association Membership	2,150	
	ABAG Membership	5,000	
	League of California Cities Membership	8,250	
	Chamber of Commerce Membership	600	
	Security alarms	300	
	Trust Administrators (Benefits Administration)	2,445	
	GASB45 (ARC) - OPEB	28,900	
	Lafayette Vistas Newsletter	28,000	
		<u>\$84,695</u>	

**CITY OF LAFAYETTE
2015-2016 PROPOSED BUDGET
EXPENDITURE DETAIL**

DEPARTMENT	Technology Services
FUND	11
PROGRAM	560

		<i>Actual 2012-2013 Expenditures</i>	<i>Actual 2013-2014 Expenditures</i>	<i>Final 2014-2015 Budget</i>	<i>Estimated 2014-2015 Expenditures</i>	<i>Proposed 2015-2016 Budget</i>	<i>Increase Over Budget</i>
PERSONNEL SERVICES							
702	Regular Personnel	\$35,059	\$37,740	\$36,490	\$36,490	\$39,519	8.3%
705	Temporary Personnel	0	0	0	0	0	0.0%
708	Overtime	0	0	0	0	0	0.0%
711	Social Security	2,456	2,593	2,792	2,792	3,023	8.3%
714	Worker's Compensation	362	388	923	923	1,027	11.3%
721	Fringe Benefits	11,524	10,325	11,132	11,132	11,981	7.6%
	Subtotal PERSONNEL	\$49,401	\$51,046	\$51,337	\$51,337	\$55,551	8.2%

OPERATIONS AND MAINTENANCE

741	Office Supplies	\$2,145	\$114	\$197	\$197	\$197	0.0%
743	Postage	67	53	123	123	123	0.0%
745	Printing & Binding	0	0	100	100	100	0.0%
746	Books & Software	4,652	22,741	16,700	16,700	16,700	0.0%
748	Special Departmental Supplies	40	695	500	500	500	0.0%
751	Maintenance of Vehicles	0	0	0	0	0	0.0%
761	Maintenance of Equipment	0	944	1,000	1,000	1,000	0.0%
771	Maintenance of Buildings	0	0	0	0	0	0.0%
781	Maintenance of Right of Way	0	0	0	0	0	0.0%
791	Miscellaneous Expenses Under \$500	396	757	1,000	0	1,000	0.0%
801	Utilities-Water	0	0	0	0	0	0.0%
805	Utilities-Sewer	0	0	0	0	0	0.0%
811	Utilities-Gas & Electric	0	0	0	0	0	0.0%
821	Utilities-Telephones	5,275	4,817	5,000	5,000	5,000	0.0%
825	Utilities-Garbage Disposal	0	0	0	0	0	0.0%
831	Utilities-Street Lighting	0	0	0	0	0	0.0%
835	Utilities-Traffic Signals	0	0	0	0	0	0.0%
841	Rental Expense	3,228	3,816	3,507	3,507	3,507	0.0%
843	Training	0	0	1,000	0	1,000	0.0%
850	Contingency	0	0	0	0	0	0.0%
851	Advertising/Legal Notices	0	0	0	0	0	0.0%
853	Community Promotion	0	0	0	0	0	0.0%
861	Contractual Services	27,902	17,550	21,150	27,950	27,600	30.5%
861.5	Reimbursable Emergency Response	0	0	0	0	0	0.0%
862	Contract Sheriff Services	0	0	0	0	0	0.0%
866	Contractual-Recreation	0	0	0	0	0	0.0%
881	Premium Payment-Liability	0	0	0	0	0	0.0%
885	Insurance and Surety Bonds	0	0	0	0	0	0.0%
891	Claims Payments	0	0	0	0	0	0.0%
892	Debt Service	0	0	0	0	0	0.0%
896	Insurance Reserve	0	0	0	0	0	0.0%
	Subtotal OP'S AND MAINTENANCE	\$43,705	\$51,487	\$50,277	\$55,077	\$56,727	12.8%

CAPITAL OUTLAY

902	Land	\$0	\$0	\$0	\$0	\$0	0.0%
906	Improvements	0	5,056	0	0	0	0.0%
907	Equipment	8,027	81,691	40,000	40,000	20,000	-50.0%
908	Depreciation-Capital Equipment	0	0	0	0	0	0.0%
	Subtotal CAPITAL OUTLAY	\$8,027	\$86,746	\$40,000	\$40,000	\$20,000	-50.0%

BASE PROGRAM COST	\$101,134	\$189,279	\$141,614	\$146,414	\$132,277	-6.6%
--------------------------	------------------	------------------	------------------	------------------	------------------	--------------

999	Prior Year Savings	\$0	\$0	\$0	\$0	\$0
-----	--------------------	-----	-----	-----	-----	-----

TOTAL PROGRAM COST	\$101,134	\$189,279	\$141,614	\$146,414	\$132,277	-6.6%
---------------------------	------------------	------------------	------------------	------------------	------------------	--------------

CITY OF LAFAYETTE
2015-2016 PROPOSED BUDGET
DESCRIPTION

DEPARTMENT	Technology Services
FUND	11
PROGRAM	560

PROGRAM

The City contracts for most Technology Services including server maintenance, repair and upgrades.

WORKPLAN

- Maintain and operate a local area network at the City offices including individual workstations and software.
- Maintain City website.
- Improve transparency and public access to City documents, information and resources.

STAFFING REQUIREMENTS


	<u>Position Title</u>	<u>Full-Time Equivalent</u>
702	City Clerk & Municipal Information Officer	25%
	Administrative Services Director	5%
		0.30


ACCOUNT DESCRIPTIONS

746	City Geographical Information System (GIS)	\$12,000	
	Engineering Computer Assisted (CAD) Software	1,700	
	Misc Software	3,000	
		<u>\$16,700</u>	
821	T1 Lines for Parks & Rec and Public Works	\$5,000	
841	Allocated cost of office space rental	\$2,857	
	Pro-rata share of City computer equipment	474	
		<u>\$3,331</u>	
861	Computer Support	\$60,000	allocated back to departments
861	Web hosting	\$2,400	
	Offsite Cloud storage for disaster recovery	8,700	
	Vision Subscription	4,200	
	OpenGov	4,500	
	Granicus (online access to public meetings)	7,800	
		<u>\$27,600</u>	

DESCRIPTION OF CAPITAL OUTLAY

907	Misc Upgrades	\$20,000
-----	---------------	----------





**CITY OF LAFAYETTE
2015-2016 PROPOSED BUDGET
EXPENDITURE DETAIL**

DEPARTMENT	Parks Facilities
FUND	12
PROGRAM	600

		<i>Actual 2012-2013 Expenditures</i>	<i>Actual 2013-2014 Expenditures</i>	<i>Final 2014-2015 Budget</i>	<i>Estimated 2014-2015 Expenditures</i>	<i>Proposed 2015-2016 Budget</i>	<i>Increase Over Budget</i>
PERSONNEL SERVICES							
702	Regular Personnel	\$29,795	\$98,863	\$93,484	\$93,484	\$15,269	-83.7%
705	Temporary Personnel	0	0	0	0	0	0.0%
708	Overtime	0	0	0	0	0	0.0%
711	Social Security	1,876	6,357	7,151	7,151	1,168	-83.7%
714	Worker's Compensation	215	998	2,365	2,365	397	-83.2%
721	Fringe Benefits	17,369	32,954	31,990	31,990	4,787	-85.0%
Subtotal PERSONNEL		\$49,254	\$139,173	\$134,990	\$134,990	\$21,622	-84.0%

OPERATIONS AND MAINTENANCE							
741	Office Supplies	\$625	\$366	\$349	\$349	\$250	-28.4%
743	Postage	200	209	209	209	200	-4.1%
745	Printing & Binding	0	0	0	0	0	0.0%
746	Books & Software	0	0	0	0	0	0.0%
748	Special Departmental Supplies	0	0	0	0	0	0.0%
751	Maintenance of Vehicles	0	0	0	0	0	0.0%
761	Maintenance of Equipment	0	0	0	0	0	0.0%
771	Maintenance of Buildings	0	0	0	0	0	0.0%
781	Maintenance of Right of Way	0	0	0	0	0	0.0%
791	Miscellaneous Expenses Under \$500	0	0	0	0	0	0.0%
801	Utilities-Water	0	0	0	0	0	0.0%
805	Utilities-Sewer	0	0	0	0	0	0.0%
811	Utilities-Gas & Electric	0	0	0	0	0	0.0%
821	Utilities-Telephones	500	100	100	100	100	0.0%
825	Utilities-Garbage Disposal	0	0	0	0	0	0.0%
831	Utilities-Street Lighting	0	0	0	0	0	0.0%
835	Utilities-Traffic Signals	0	0	0	0	0	0.0%
841	Rental Expense	334	6,424	6,295	6,295	608	-90.3%
843	Training	0	0	0	0	0	0.0%
850	Contingency	0	0	0	0	0	0.0%
851	Advertising/Legal Notices	0	0	0	0	0	0.0%
853	Community Promotion	0	0	0	0	0	0.0%
861	Contractual Services	0	0	0	0	0	0.0%
861.5	Reimbursable Emergency Response	0	0	0	0	0	0.0%
862	Contract Sheriff Services	0	0	0	0	0	0.0%
866	Contractual-Recreation	0	0	0	0	0	0.0%
881	Premium Payment-Liability	0	0	0	0	0	0.0%
885	Insurance and Surety Bonds	0	0	0	0	0	0.0%
891	Claims Payments	0	0	0	0	0	0.0%
892	Debt Service	0	0	0	0	0	0.0%
896	Insurance Reserve	0	0	0	0	0	0.0%
Subtotal OP'S AND MAINTENANCE		\$1,659	\$7,099	\$6,953	\$6,953	\$1,158	-83.3%

CAPITAL OUTLAY							
902	Land	\$0	\$0	\$0	\$0	\$0	0.0%
906	Improvements	98,629	0	1,594,600	1,501,082	650,000	-59.2%
907	Equipment	0	0	0	0	0	0.0%
908	Depreciation-Capital Equipment	0	0	0	0	0	0.0%
Subtotal CAPITAL OUTLAY		\$98,629	\$0	\$1,594,600	\$1,501,082	\$650,000	-59.2%

BASE PROGRAM COST	\$149,542	\$146,271	\$1,736,543	\$1,643,025	\$672,780	-61.3%
--------------------------	------------------	------------------	--------------------	--------------------	------------------	---------------

TOTAL PROGRAM COST	\$149,542	\$146,271	\$1,736,543	\$1,643,025	\$672,780	-61.3%
---------------------------	------------------	------------------	--------------------	--------------------	------------------	---------------

CITY OF LAFAYETTE
2015-2016 PROPOSED BUDGET
DESCRIPTION

DEPARTMENT	Parks Facilities
FUND	12
PROGRAM	600

PROGRAM

This program tracks costs associated with parks and recreation capital projects. The Parks, Trails and Recreation Commission submits a 5-year CIP that reflects fund activity by fiscal year.

WORKPLAN

See account descriptions below and CIP Summary for specific projects.

STAFFING REQUIREMENTS

Position Title	Full-Time Equivalent
702 Parks, Trails and Recreation Director	10%
Total Full Time Equivalent	0.10

ACCOUNT DESCRIPTIONS

841 Share of office equipment leases	\$608
906 Manzanita Room Construction	\$600,000
Leigh Creekside Park	50,000
	\$650,000

**CITY OF LAFAYETTE
2015-2016 PROPOSED BUDGET
EXPENDITURE DETAIL**

DEPARTMENT	Parkland Acquisition
FUND	17
PROGRAM	650

		<i>Actual 2012-2013 Expenditures</i>	<i>Actual 2013-2014 Expenditures</i>	<i>Final 2014-2015 Budget</i>	<i>Estimated 2014-2015 Expenditures</i>	<i>Proposed 2015-2016 Budget</i>	<i>Increase Over Budget</i>
PERSONNEL SERVICES							
702	Regular Personnel	\$7,449	\$7,682	\$7,448	\$7,448	\$30,539	310.0%
705	Temporary Personnel	0	0	0	0	0	0.0%
708	Overtime	0	0	0	0	0	0.0%
711	Social Security	469	458	570	570	2,336	310.0%
714	Worker's Compensation	54	77	188	188	794	321.3%
721	Fringe Benefits	188	2,267	2,299	2,299	9,575	316.4%
Subtotal PERSONNEL		\$8,159	\$10,484	\$10,506	\$10,506	\$43,244	311.6%

OPERATIONS AND MAINTENANCE

741	Office Supplies	\$0	\$0	\$0	\$0	\$0	0.0%
743	Postage	0	0	0	0	0	0.0%
745	Printing & Binding	0	0	0	0	0	0.0%
746	Books & Software	0	0	0	0	0	0.0%
748	Special Departmental Supplies	0	0	0	0	0	0.0%
751	Maintenance of Vehicles	0	0	0	0	0	0.0%
761	Maintenance of Equipment	0	0	0	0	0	0.0%
771	Maintenance of Buildings	0	0	0	0	0	0.0%
781	Maintenance of Right of Way	0	0	0	0	0	0.0%
791	Miscellaneous Expenses Under \$500	0	0	0	0	0	0.0%
801	Utilities-Water	0	0	0	0	0	0.0%
805	Utilities-Sewer	0	0	0	0	0	0.0%
811	Utilities-Gas & Electric	0	0	0	0	0	0.0%
821	Utilities-Telephones	0	0	0	0	0	0.0%
825	Utilities-Garbage Disposal	0	0	0	0	0	0.0%
831	Utilities-Street Lighting	0	0	0	0	0	0.0%
835	Utilities-Traffic Signals	0	0	0	0	0	0.0%
841	Rental Expense	0	0	0	0	316	N/A
843	Training	0	0	0	0	0	0.0%
850	Contingency	0	0	0	0	0	0.0%
851	Advertising/Legal Notices	0	0	0	0	0	0.0%
853	Community Promotion	0	0	0	0	0	0.0%
861	Contractual Services	0	0	0	0	50,000	N/A
861.5	Reimbursable Emergency Response	0	0	0	0	0	0.0%
862	Contract Sheriff Services	0	0	0	0	0	0.0%
866	Contractual-Recreation	0	0	0	0	0	0.0%
881	Premium Payment-Liability	0	0	0	0	0	0.0%
885	Insurance and Surety Bonds	0	0	0	0	0	0.0%
891	Claims Payments	0	0	0	0	0	0.0%
892	Debt Service	0	0	0	0	0	0.0%
896	Insurance Reserve	0	0	0	0	0	0.0%
Subtotal OP'S AND MAINTENANCE		\$0	\$0	\$0	\$0	\$50,316	N/A

CAPITAL OUTLAY

902	Land	\$0	\$0	\$0	\$0	\$0	0.0%
906	Improvements	0	0	0	0	0	0.0%
907	Equipment	0	0	0	0	0	0.0%
908	Depreciation-Capital Equipment	0	0	0	0	0	0.0%
Subtotal CAPITAL OUTLAY		\$0	\$0	\$0	\$0	\$0	0.0%

BASE PROGRAM COST	\$8,159	\$10,484	\$10,506	\$10,506	\$93,560	790.5%
--------------------------	----------------	-----------------	-----------------	-----------------	-----------------	---------------

TOTAL PROGRAM COST	\$8,159	\$10,484	\$10,506	\$10,506	\$93,560	790.5%
---------------------------	----------------	-----------------	-----------------	-----------------	-----------------	---------------

CITY OF LAFAYETTE
2015-2016 PROPOSED BUDGET
DESCRIPTION

DEPARTMENT	Parkland Acquisition
FUND	17
PROGRAM	650

PROGRAM

This program tracks costs associated with purchasing parkland. Note that revenues to this fund are primarily collected via the Quimby Act and used for parkland acquisition only. Other revenue will be reserved in a restricted sinking fund as they are received.

STAFFING REQUIREMENTS

	Position Title	Full-Time Equivalent
702	Parks, Trails and Recreation Director	20%
	Total Full Time Equivalent	0.20
861	Misc Deerhill Park Studies	\$50,000

**CITY OF LAFAYETTE
2015-2016 PROPOSED BUDGET
EXPENDITURE DETAIL**

DEPARTMENT	Capital Improvement Projects
FUND	14
PROGRAM	620

		<i>Actual 2012-2013 Expenditures</i>	<i>Actual 2013-2014 Expenditures</i>	<i>Final 2014-2015 Budget</i>	<i>Estimated 2014-2015 Expenditures</i>	<i>Proposed 2015-2016 Budget</i>	<i>Increase Over Budget</i>
PERSONNEL SERVICES							
702	Regular Personnel	\$479,146	\$439,200	\$428,368	\$428,368	\$459,405	7.2%
705	Temporary Personnel	0	0	0	0		0.0%
708	Overtime	414	123	0	0		0.0%
711	Social Security	33,878	30,474	32,770	32,770	35,145	7.2%
714	Worker's Compensation	4,954	4,470	10,838	10,838	11,945	10.2%
721	Fringe Benefits	177,469	165,065	159,207	159,207	177,489	11.5%
	Subtotal PERSONNEL	\$695,861	\$639,331	\$631,183	\$631,183	\$683,984	8.4%

OPERATIONS AND MAINTENANCE							
741	Office Supplies	\$1,143	\$813	\$2,492	\$2,492	\$2,689	7.9%
743	Postage	955	758	1,559	1,559	1,682	7.9%
745	Printing & Binding	0	0	0	0	0	0.0%
746	Books & Software	0	0	0	0	0	0.0%
748	Special Departmental Supplies	0	0	0	0	0	0.0%
751	Maintenance of Vehicles	0	0	0	0	0	0.0%
761	Maintenance of Equipment	0	0	0	0	0	0.0%
771	Maintenance of Buildings	0	0	0	0	0	0.0%
781	Maintenance of Right of Way	0	0	0	0	0	0.0%
791	Miscellaneous Expenses Under \$500	0	0	0	0	0	0.0%
801	Utilities-Water	0	0	0	0	0	0.0%
805	Utilities-Sewer	0	0	0	0	0	0.0%
811	Utilities-Gas & Electric	0	0	0	0	0	0.0%
821	Utilities-Telephones	1,853	1,541	0	0	0	0.0%
825	Utilities-Garbage Disposal	0	0	0	0	0	0.0%
831	Utilities-Street Lighting	0	0	0	0	0	0.0%
835	Utilities-Traffic Signals	0	0	0	0	0	0.0%
841	Rental Expense	40,783	38,723	44,487	44,487	46,386	4.3%
843	Training	0	0	0	0	0	0.0%
850	Contingency	0	0	0	0	0	0.0%
851	Advertising/Legal Notices	0	0	0	0	0	0.0%
853	Community Promotion	0	0	0	0	0	0.0%
861	Contractual Services	24,751	34,550	25,500	25,500	65,500	156.9%
861.5	Reimbursable Emergency Response	0	0	0	0	0	0.0%
862	Contract Sheriff Services	0	0	0	0	0	0.0%
866	Contractual-Recreation	0	0	0	0	0	0.0%
881	Premium Payment-Liability	0	0	0	0	0	0.0%
885	Insurance and Surety Bonds	0	0	0	0	0	0.0%
891	Claims Payments	0	0	0	0	0	0.0%
892	Debt Service	0	0	0	0	0	0.0%
896	Insurance Reserve	0	0	0	0	0	0.0%
	Subtotal OP'S AND MAINTENANCE	\$69,484	\$76,386	\$74,039	\$74,039	\$116,257	57.0%

CAPITAL OUTLAY							
902	Land	\$0	\$0	\$0	\$0	\$0	0.0%
906	Improvements	2,735,750	3,545,842	5,841,123	5,841,123	3,548,759	-39.2%
907	Equipment	0	0	0	0	0	0.0%
908	Depreciation-Capital Equipment	0	0	0	0	0	0.0%
	Subtotal CAPITAL OUTLAY	\$2,735,750	\$3,545,842	\$5,841,123	\$5,841,123	\$3,548,759	-39.2%

BASE PROGRAM COST	\$3,501,096	\$4,261,558	\$6,546,345	\$6,546,345	\$4,349,000	-33.6%
--------------------------	--------------------	--------------------	--------------------	--------------------	--------------------	---------------

TOTAL PROGRAM COST	\$3,501,096	\$4,261,558	\$6,546,345	\$6,546,345	\$4,349,000	-33.6%
---------------------------	--------------------	--------------------	--------------------	--------------------	--------------------	---------------

CITY OF LAFAYETTE
2015-2016 PROPOSED BUDGET
DESCRIPTION

DEPARTMENT	Capital Improvement Projects
FUND	14
PROGRAM	620

PROGRAM

This program tracks costs associated with the capital improvements.

STAFFING REQUIREMENTS

	Position Title	Full-Time Equivalent
702	City Engineer	40%
	Senior Engineer - B	100%
	Assistant Engineer	80%
	Construction Inspector	50%
	Senior Engineer - A	90%
	Engineering Assistant	50%
	Total Full Time Equivalent	4.10

ACCOUNT DESCRIPTIONS

841	Allocated cost of office space rental	\$39,122
	Pro-rata share of City computer equipment	7,263
		<u>\$46,386</u>
861	Contractual design and construction inspection services	\$20,000
	Contract construction management	40,000
	Single Audit for fed funds over \$500K	5,500
		<u>\$65,500</u>

DESCRIPTION OF CAPITAL OUTLAY

906	TBD	\$3,548,759
	TOTAL	<u>\$3,548,759</u>

NOTES

Fiscal Year 2015-16 funding sources include:

Measure J "Major Roads"	\$2,102,000
Measure J (1/2 cent sales tax)	300,000
Gas Tax	600,000
PMP Reserve	347,000
General Fund	600,000
Waste Management Fees	400,000
TOTAL	<u>\$4,349,000</u>

**CITY OF LAFAYETTE
2015-2016 PROPOSED BUDGET
EXPENDITURE DETAIL**

DEPARTMENT	Public Facilities
FUND	16
PROGRAM	640

		<i>Actual 2012-2013 Expenditures</i>	<i>Actual 2013-2014 Expenditures</i>	<i>Final 2014-2015 Budget</i>	<i>Estimated 2014-2015 Expenditures</i>	<i>Proposed 2015-2016 Budget</i>	<i>Increase Over Budget</i>
PERSONNEL SERVICES							
702	Regular Personnel	\$0	\$0	\$0	\$0	\$0	0.0%
705	Temporary Personnel	0	0	0	0	0	0.0%
708	Overtime	0	0	0	0	0	0.0%
711	Social Security	0	0	0	0	0	0.0%
714	Worker's Compensation	0	0	0	0	0	0.0%
721	Fringe Benefits	0	0	0	0	0	0.0%
Subtotal PERSONNEL		\$0	\$0	\$0	\$0	\$0	0.0%

OPERATIONS AND MAINTENANCE							
741	Office Supplies	\$0	\$0	\$0	\$0	\$0	0.0%
743	Postage	0	0	0	0	0	0.0%
745	Printing & Binding	0	0	0	0	0	0.0%
746	Books & Software	0	0	0	0	0	0.0%
748	Special Departmental Supplies	0	0	0	0	0	0.0%
751	Maintenance of Vehicles	0	0	0	0	0	0.0%
761	Maintenance of Equipment	0	0	0	0	0	0.0%
771	Maintenance of Buildings	0	969	0	300	300	N/A
781	Maintenance of Right of Way	0	0	0	0	0	0.0%
791	Miscellaneous Expenses Under \$500	0	0	0	0	0	0.0%
801	Utilities-Water	0	0	0	350	350	N/A
805	Utilities-Sewer	0	0	0	0	0	0.0%
811	Utilities-Gas & Electric	0	0	0	700	700	N/A
821	Utilities-Telephones	0	0	0	300	300	N/A
825	Utilities-Garbage Disposal	0	0	0	0	0	0.0%
831	Utilities-Street Lighting	0	0	0	0	0	0.0%
835	Utilities-Traffic Signals	0	0	0	0	0	0.0%
841	Rental Expense	0	0	0	0	0	0.0%
843	Training	0	0	0	0	0	0.0%
850	Contingency	0	0	0	0	0	0.0%
851	Advertising/Legal Notices	0	0	0	0	0	0.0%
853	Community Promotion	0	0	0	0	0	0.0%
861	Contractual Services	0	0	10,000	8,000	5,000	-50.0%
861.5	Reimbursable Emergency Response	0	0	0	0	0	0.0%
862	Contract Sheriff Services	0	0	0	0	0	0.0%
866	Contractual-Recreation	0	0	0	0	0	0.0%
881	Premium Payment-Liability	0	0	0	0	0	0.0%
885	Insurance and Surety Bonds	0	0	0	0	0	0.0%
891	Claims Payments	0	0	0	0	0	0.0%
892	Debt Service	0	0	0	0	0	0.0%
896	Insurance Reserve	0	0	0	0	0	0.0%
Subtotal OP'S AND MAINTENANCE		\$0	\$969	\$10,000	\$9,650	\$6,650	-33.5%

CAPITAL OUTLAY							
902	Land	\$0	\$1,974,914	\$0	\$0	\$0	0.0%
906	Improvements	0	122,896	108,000	110,383	0	N/A
907	Equipment	0	0	0	0	0	0.0%
908	Depreciation-Capital Equipment	0	0	0	0	0	0.0%
Subtotal CAPITAL OUTLAY		\$0	\$2,097,810	\$108,000	\$110,383	\$0	N/A

BASE PROGRAM COST	\$0	\$2,098,779	\$118,000	\$120,033	\$6,650	-94.4%
--------------------------	------------	--------------------	------------------	------------------	----------------	---------------


TOTAL PROGRAM COST	\$0	\$2,098,779	\$118,000	\$120,033	\$6,650	-94.4%
---------------------------	------------	--------------------	------------------	------------------	----------------	---------------


CITY OF LAFAYETTE
2015-2016 PROPOSED BUDGET
DESCRIPTION

DEPARTMENT	Public Facilities
FUND	16
PROGRAM	640

PROGRAM

This program tracks costs associated with the purchase and repair of public buildings and construction of landscaping projects.





**CITY OF LAFAYETTE
2015-2016 PROPOSED BUDGET
EXPENDITURE DETAIL**

DEPARTMENT	Recreation Programs
FUND	31
PROGRAM	700

		<i>Actual 2012-2013 Expenditures</i>	<i>Actual 2013-2014 Expenditures</i>	<i>Final 2014-2015 Budget</i>	<i>Estimated 2014-2015 Expenditures</i>	<i>Proposed 2015-2016 Budget</i>	<i>Increase Over Budget</i>
PERSONNEL SERVICES							
702	Regular Personnel	\$216,522	\$228,624	\$227,142	\$227,142	\$235,488	3.7%
705	Temporary Personnel	198,702	212,057	215,000	210,000	220,000	2.3%
708	Overtime	197	375	0	0	0	0.0%
711	Social Security	32,270	33,657	33,824	33,824	34,845	3.0%
714	Worker's Compensation	4,193	4,536	5,747	5,747	11,843	106.1%
721	Fringe Benefits	81,784	82,470	76,534	76,534	80,721	5.5%
	Subtotal PERSONNEL	\$533,668	\$561,718	\$558,247	\$553,247	\$582,897	4.4%

OPERATIONS AND MAINTENANCE							
741	Office Supplies	\$2,140	\$2,424	\$2,500	\$2,500	\$2,500	0.0%
743	Postage	11,454	11,048	10,500	10,500	10,700	1.9%
745	Printing & Binding	25,966	22,111	29,500	29,500	29,500	0.0%
746	Books & Software	179	226	150	150	150	0.0%
748	Special Departmental Supplies	21,939	21,804	23,500	23,500	23,500	0.0%
751	Maintenance of Vehicles	0	0	0	0	0	0.0%
761	Maintenance of Equipment	3,401	712	1,500	1,500	1,500	0.0%
771	Maintenance of Buildings	0	0	0	0	0	0.0%
781	Maintenance of Right of Way	0	0	0	0	0	0.0%
791	Miscellaneous Expenses Under \$500	0	0	0	0	0	0.0%
801	Utilities-Water	0	0	0	0	0	0.0%
805	Utilities-Sewer	0	0	0	0	0	0.0%
811	Utilities-Gas & Electric	0	0	0	0	0	0.0%
821	Utilities-Telephones	6,644	7,033	5,800	5,800	5,800	0.0%
825	Utilities-Garbage Disposal	0	0	0	0	0	0.0%
831	Utilities-Street Lighting	0	0	0	0	0	0.0%
835	Utilities-Traffic Signals	0	0	0	0	0	0.0%
841	Rental Expense	9,992	8,810	16,300	16,300	18,026	10.6%
843	Training	100	975	500	500	500	0.0%
850	Contingency	0	0	0	0	0	0.0%
851	Advertising/Legal Notices	562	395	600	600	600	0.0%
853	Community Promotion	1,239	810	800	800	800	0.0%
861	Contractual Services	39,966	78,236	45,100	45,100	41,500	-8.0%
861.5	Reimbursable Emergency Response	0	0	0	0	0	0.0%
862	Contract Sheriff Services	0	0	0	0	0	0.0%
866	Contractual-Recreation	326,899	347,027	345,000	489,500	480,000	39.1%
881	Premium Payment-Liability	152	100	0	0	0	0.0%
885	Insurance and Surety Bonds	0	0	0	0	0	0.0%
891	Claims Payments	0	0	0	0	0	0.0%
892	Debt Service	0	0	0	0	0	0.0%
896	Insurance Reserve	0	0	0	0	0	0.0%
	Subtotal OP'S AND MAINTENANCE	\$450,634	\$501,712	\$481,750	\$626,250	\$615,076	27.7%

CAPITAL OUTLAY							
902	Land	\$0	\$0	\$0	\$0	\$0	0.0%
906	Improvements	0	0	0	0	0	0.0%
907	Equipment	4,093	1,468	2,500	1,500	2,500	0.0%
908	Depreciation-Capital Equipment	0	0	0	0	0	0.0%
	Subtotal CAPITAL OUTLAY	\$4,093	\$1,468	\$2,500	\$1,500	\$2,500	0.0%

BASE PROGRAM COST	\$988,395	\$1,064,898	\$1,042,497	\$1,180,997	\$1,200,473	15.2%
--------------------------	------------------	--------------------	--------------------	--------------------	--------------------	--------------

TOTAL PROGRAM COST	\$988,395	\$1,064,898	\$1,042,497	\$1,180,997	\$1,200,473	15.2%
---------------------------	------------------	--------------------	--------------------	--------------------	--------------------	--------------

CITY OF LAFAYETTE
2015-2016 PROPOSED BUDGET
DESCRIPTION

DEPARTMENT	Recreation Programs
FUND	31
PROGRAM	700

PROGRAMS

The Recreation Department provides a variety of recreation activities that enhance the quality of life for all Lafayette citizens. Pending availability of space, the Department also administers rentals at the Lafayette Community Center and the Buckeye Fields building. The Lafayette Community Center is the primary facility used by these activities, but schools and other public and private facilities also are used. A Community Center Foundation assists the department with fundraising activities which go toward building and landscaping improvements. The City Council expects the programs to be self-supporting which has prompted the development of the goals below. The Parks and Recreation Director has full profit and loss responsibility for this budget program.

WORKPLAN

- Limit Community Center activities to those that are revenue neutral or otherwise subsidized from the general fund.
- Provide high quality recreation programs to the residents of Lafayette.

STAFFING REQUIREMENTS

	Position Title	Full-Time Equivalent
702	Parks, Trails and Recreation Director	15%
	Recreation Supervisor - A	75%
	Recreation Supervisor - B	85%
	Administrative Assistant - P&R - A	40%
	Administrative Assistant - P&R - B	40%
	Community Center Caretaker	50%
	Total Full Time Equivalent	3.05

705 Temporary recreation teachers and leaders \$220,000

ACCOUNT DESCRIPTIONS

743	Postage for mailing brochures	\$10,700	
745	Printing P&R brochures	\$29,500	
748	Class materials for Tiny Tots, Kindergym, Rollerhockey, Summer Fun, etc.	\$23,500	(reimbursed via class fees)
761	Equipment maintenance (Constant Contact, Copier)	\$1,500	
821	Telephone & Internet	\$5,800	
841	Rental of school district facilities (\$13,000), copier & postage lease, computer sup	\$18,026	
861	Credit card fees (\$20,500), temp office help (\$4000)	\$41,500	
	E-Track Software (\$6000), Summer Entertainers (\$11000)		
866	Payments to recreation teachers and specialized program related personnel	\$480,000	

DESCRIPTION OF REVENUES

	Budget 14/15	Estimated 14/15	Proposed 15/16
Investment Earnings & Building Rental	\$87,000	\$90,000	\$87,000
Non-Summer Program Fees	407,000	530,000	530,000
Summer Program Fees	450,000	446,816	450,000
Tiny Tots	180,000	180,000	195,600
Other	500	228	225
	\$1,124,500	\$1,247,044	\$1,262,825

PROJECTED ENTERPRISE SURPLUS/(DEFICIT)	\$82,003	\$66,047	\$62,352
Transfer to Community Center Sinking Fund			(\$5,000)
Transfer to General Fund for Field Use			(\$5,000)
Transfer to Com. Ctr. Main. Fund for Utilities			(\$20,000)
Contribution from Prior Year's Recreation Fund Balance			\$352,139
Projected Ending Fund Balance			\$384,491

**CITY OF LAFAYETTE
2015-2016 PROPOSED BUDGET
EXPENDITURE DETAIL**

DEPARTMENT	Parking Fund
FUND	32
PROGRAM	710

		<i>Actual 2012-2013 Expenditures</i>	<i>Actual 2013-2014 Expenditures</i>	<i>Final 2014-2015 Budget</i>	<i>Estimated 2014-2015 Expenditures</i>	<i>Proposed 2015-2016 Budget</i>	<i>Increase Over Budget</i>
PERSONNEL SERVICES							
702	Regular Personnel	\$142,347	\$149,533	\$120,488	\$120,488	\$125,614	4.3%
705	Temporary Personnel	15,945	27,480	46,800	46,800	46,800	0.0%
708	Overtime	5,358	8,593	5,000	5,000	5,000	0.0%
711	Social Security	12,490	14,001	13,180	13,180	13,572	3.0%
714	Worker's Compensation	1,689	1,914	3,048	3,048	4,483	47.1%
721	Fringe Benefits	49,230	48,265	37,186	37,186	41,272	11.0%
	Subtotal PERSONNEL	\$227,058	\$249,785	\$225,702	\$225,702	\$236,741	4.9%

OPERATIONS AND MAINTENANCE							
741	Office Supplies	\$2,740	\$3,823	\$2,100	\$2,100	\$2,100	0.0%
743	Postage	272	515	500	500	500	0.0%
745	Printing & Binding	0	0	1,000	1,000	1,000	0.0%
746	Books & Software	0	0	0	0	0	0.0%
748	Special Departmental Supplies	152	2,265	2,200	2,200	2,200	0.0%
751	Maintenance of Vehicles	11,569	21,349	20,000	20,000	20,000	0.0%
761	Maintenance of Equipment	410	763	5,000	5,000	5,000	0.0%
771	Maintenance of Buildings	1,025	725	500	500	500	0.0%
781	Maintenance of Right of Way	0	0	0	0	0	0.0%
791	Miscellaneous Expenses Under \$500	0	0	0	0	0	0.0%
801	Utilities-Water	152	510	0	0	0	0.0%
805	Utilities-Sewer	385	959	0	0	0	0.0%
811	Utilities-Gas & Electric	712	934	3,500	3,500	3,500	0.0%
821	Utilities-Telephones	0	0	1,680	1,680	1,680	0.0%
825	Utilities-Garbage Disposal	401	0	2,000	2,000	2,000	0.0%
831	Utilities-Street Lighting	0	0	0	0	0	0.0%
835	Utilities-Traffic Signals	0	0	0	0	0	0.0%
841	Rental Expense	3,407	3,788	5,984	5,984	5,566	-7.0%
843	Training	270	0	2,000	2,000	2,000	0.0%
850	Contingency	0	0	0	0	0	0.0%
851	Advertising/Legal Notices	2,206	0	200	200	200	0.0%
853	Community Promotion	0	0	0	0	0	0.0%
861	Contractual Services	9,902	22,170	6,000	18,000	22,000	266.7%
861.5	Reimbursable Emergency Response	0	0	0	0	0	0.0%
862	Contract Sheriff Services	0	0	0	0	0	0.0%
866	Contractual-Recreation	0	0	0	0	0	0.0%
881	Premium Payment-Liability	0	0	0	0	0	0.0%
885	Insurance and Surety Bonds	0	0	0	0	0	0.0%
891	Claims Payments	0	0	0	0	0	0.0%
892	Debt Service	0	0	0	0	0	0.0%
896	Insurance Reserve	0	0	0	0	0	0.0%
	Subtotal OP'S AND MAINTENANCE	\$33,603	\$57,801	\$52,664	\$64,664	\$68,246	29.6%

CAPITAL OUTLAY							
902	Land	\$0	\$0	\$0	\$0	\$0	0.0%
906	Improvements	0	0	0	0	0	0.0%
907	Equipment	165,221	30,395	80,000	80,000	50,000	-37.5%
908	Depreciation-Capital Equipment	0	0	0	0	0	0.0%
	Subtotal CAPITAL OUTLAY	\$165,221	\$30,395	\$80,000	\$80,000	\$50,000	-37.5%

BASE PROGRAM COST	\$425,882	\$337,981	\$358,367	\$370,367	\$354,986	-0.9%
--------------------------	------------------	------------------	------------------	------------------	------------------	--------------

TOTAL PROGRAM COST	\$425,882	\$337,981	\$358,367	\$370,367	\$354,986	-0.9%
---------------------------	------------------	------------------	------------------	------------------	------------------	--------------

CITY OF LAFAYETTE
2015-2016 PROPOSED BUDGET
DESCRIPTION

DEPARTMENT	Parking Fund
FUND	32
PROGRAM	710

PROGRAM

This enterprise program is responsible for all aspects of the City's parking program, including installation, enforcement and collection. In addition, to enforce city codes and ordinances in the downtown and in neighborhoods as well as ensure that conditions imposed on new construction are implemented.

WORKPLAN

- Enforce parking regulations in Lafayette
- Collect revenue from parking meters and lockboxes
- Make best efforts to develop off street parking in downtown Lafayette
- Provide backup for crossing guard program.
- Enforce City codes and ordinances in the downtown and in neighborhoods.
- Ensure that conditions imposed for new construction are being properly implemented.

STAFFING REQUIREMENTS

Position Title	Full-Time Equivalent
702 Accountant	10%
Parking Enforcement Officer - A	100%
Police Services Assistant - B	40%
Community Services Officer	35%
Total Full Time Equivalent	1.85

ACCOUNT DESCRIPTIONS

705	Meter collector / Parking Enforcement Officers	\$46,800
745	Printing of parking citations	\$1,000
748	Badges, uniforms, other special supplies	\$2,200
751	Maintenance of two parking and one code enforcement vehicles	\$20,000
761	Meter vandalism and maintenance	\$5,000
841	Pro-rata share of City computer equipment	711
	Allocated cost of office space rental	4,855
		<u>\$5,566</u>
861	IPS Meter costs	\$22,000

DESCRIPTION OF CAPITAL OUTLAY

907	Parking Enforcement Vehicle	\$35,000
	Meter Replacement Project	15,000
		<u>\$50,000</u>

REVENUES

	Budget 14/15	Estimate 11/4/15	Budget 15/16
Parking Citations	\$250,000	\$180,989	\$180,000
Parking Meters (\$1/hour)	200,000	221,870	220,000
Rental Income from lots	24,000	24,000	24,000
Investment Earnings	34,600	34,585	34,585
TOTAL Revenue	\$508,600	\$461,444	\$458,585
Expenses	(\$358,367)	(\$370,367)	(\$354,986)
Net Revenue	\$150,233	\$91,077	\$103,599

**CITY OF LAFAYETTE
2015-2016 PROPOSED BUDGET
EXPENDITURE DETAIL**

DEPARTMENT	Vehicle Abatement
FUND	34
PROGRAM	730

		<i>Actual 2012-2013 Expenditures</i>	<i>Actual 2013-2014 Expenditures</i>	<i>Final 2014-2015 Budget</i>	<i>Estimated 2014-2015 Expenditures</i>	<i>Proposed 2015-2016 Budget</i>	<i>Increase Over Budget</i>
PERSONNEL SERVICES							
702	Regular Personnel	\$3,659	\$3,764	\$3,480	\$3,480	\$3,664	5.3%
705	Temporary Personnel	0	0	0	0	0	0.0%
708	Overtime	294	364	0	0	0	0.0%
711	Social Security	302	307	266	266	280	5.3%
714	Worker's Compensation	41	42	88	88	95	8.2%
721	Fringe Benefits	902	1,248	1,266	1,266	1,504	18.8%
Subtotal PERSONNEL		\$5,198	\$5,726	\$5,100	\$5,100	\$5,543	8.7%

OPERATIONS AND MAINTENANCE							
741	Office Supplies	\$307	\$545	\$300	\$300	\$300	0.0%
743	Postage	163	0	0	0	0	0.0%
745	Printing & Binding	0	0	0	0	0	0.0%
746	Books & Software	0	0	0	0	0	0.0%
748	Special Departmental Supplies	0	0	0	0	0	0.0%
751	Maintenance of Vehicles	0	0	0	0	0	0.0%
761	Maintenance of Equipment	0	0	250	250	250	0.0%
771	Maintenance of Buildings	0	0	0	0	0	0.0%
781	Maintenance of Right of Way	0	0	0	0	0	0.0%
791	Miscellaneous Expenses Under \$500	0	0	0	0	0	0.0%
801	Utilities-Water	0	0	0	0	0	0.0%
805	Utilities-Sewer	0	0	0	0	0	0.0%
811	Utilities-Gas & Electric	0	0	0	0	0	0.0%
821	Utilities-Telephones	0	0	0	0	0	0.0%
825	Utilities-Garbage Disposal	0	0	0	0	0	0.0%
831	Utilities-Street Lighting	0	0	0	0	0	0.0%
835	Utilities-Traffic Signals	0	0	0	0	0	0.0%
841	Rental Expense	630	646	688	688	636	-7.5%
843	Training	0	0	1,000	1,000	1,000	0.0%
850	Contingency	0	0	0	0	0	0.0%
851	Advertising/Legal Notices	0	0	0	0	0	0.0%
853	Community Promotion	0	0	0	0	0	0.0%
861	Contractual Services	0	340	1,000	1,000	1,000	0.0%
861.5	Reimbursable Emergency Response	0	0	0	0	0	0.0%
862	Contract Sheriff Services	0	0	0	0	0	0.0%
866	Contractual-Recreation	0	0	0	0	0	0.0%
881	Premium Payment-Liability	0	0	0	0	0	0.0%
885	Insurance and Surety Bonds	0	0	0	0	0	0.0%
891	Claims Payments	0	0	0	0	0	0.0%
892	Debt Service	0	0	0	0	0	0.0%
896	Insurance Reserve	0	0	0	0	0	0.0%
Subtotal OP'S AND MAINTENANCE		\$1,099	\$1,531	\$3,238	\$3,238	\$3,186	-1.6%

CAPITAL OUTLAY							
902	Land	\$0	\$0	\$0	\$0	\$0	0.0%
906	Improvements	0	0	0	0	0	0.0%
907	Equipment	0	0	0	0	0	0.0%
908	Depreciation-Capital Equipment	0	0	0	0	0	0.0%
Subtotal CAPITAL OUTLAY		\$0	\$0	\$0	\$0	\$0	0.0%

BASE PROGRAM COST	\$6,298	\$7,257	\$8,338	\$8,338	\$8,730	4.7%
--------------------------	----------------	----------------	----------------	----------------	----------------	-------------

TOTAL PROGRAM COST	\$6,298	\$7,257	\$8,338	\$8,338	\$8,730	4.7%
---------------------------	----------------	----------------	----------------	----------------	----------------	-------------

CITY OF LAFAYETTE
2015-2016 PROPOSED BUDGET
DESCRIPTION

DEPARTMENT	Vehicle Abatement
FUND	34
PROGRAM	730

PROGRAM

This program tracks the expenditures of the program to remove and dispose of abandoned vehicles.

STAFFING REQUIREMENTS

	<u>Position Title</u>	<u>Full-Time Equivalent</u>
702	Community Services Officer	5%
	Total Full Time Equivalent	0.05

ACCOUNT DESCRIPTIONS

841	Allocated cost of office space rental	\$558
	Pro-rata share of City computer equipment	<u>79</u>
		\$636
861	Vehicle Towing Charges	\$1,000

DESCRIPTION OF REVENUES

Abandoned Vehicle Fees	\$12,000
------------------------	----------

PROJECTED ENTERPRISE SURPLUS/(DEFICIT)	\$3,270
Contribution from Prior Year's Fund Balance	33,069
Projected Ending Fund Balance	\$36,339

**CITY OF LAFAYETTE
2015-2016 PROPOSED BUDGET
EXPENDITURE DETAIL**

DEPARTMENT	Senior Transportation
FUND	36
PROGRAM	750

		<i>Actual 2012-2013 Expenditures</i>	<i>Actual 2013-2014 Expenditures</i>	<i>Final 2014-2015 Budget</i>	<i>Estimated 2014-2015 Expenditures</i>	<i>Proposed 2015-2016 Budget</i>	<i>Increase Over Budget</i>
PERSONNEL SERVICES							
702	Regular Personnel	\$0	\$176	\$47,658	\$47,658	\$50,041	5.0%
705	Temporary Personnel	77,387	75,872	44,200	44,200	44,200	0.0%
708	Overtime	270	0	0	0	0	0.0%
711	Social Security	5,941	5,793	7,027	7,027	7,209	2.6%
714	Worker's Compensation	808	788	1,206	1,206	2,450	103.2%
721	Fringe Benefits	0	0	19,500	7,000	7,847	-59.8%
Subtotal PERSONNEL		\$84,405	\$82,628	\$119,591	\$107,091	\$111,748	-6.6%

OPERATIONS AND MAINTENANCE							
741	Office Supplies	\$1,376	\$1,671	\$2,400	\$2,400	\$2,400	0.0%
743	Postage	1,745	1,351	1,500	1,500	1,500	0.0%
745	Printing & Binding	0	27	0	0	0	0.0%
746	Books & Software	0	0	0	0	0	0.0%
748	Special Departmental Supplies	200	2,213	3,000	1,000	3,000	0.0%
751	Maintenance of Vehicles	24,314	21,560	30,000	25,000	30,000	0.0%
761	Maintenance of Equipment	0	78	500	500	500	0.0%
771	Maintenance of Buildings	0	0	0	0	0	0.0%
781	Maintenance of Right of Way	0	0	0	0	0	0.0%
791	Miscellaneous Expenses Under \$500	0	0	0	0	0	0.0%
801	Utilities-Water	0	0	0	0	0	0.0%
805	Utilities-Sewer	0	0	0	0	0	0.0%
811	Utilities-Gas & Electric	0	0	0	0	0	0.0%
821	Utilities-Telephones	630	606	1,040	1,040	1,040	0.0%
825	Utilities-Garbage Disposal	0	0	0	0	0	0.0%
831	Utilities-Street Lighting	0	0	0	0	0	0.0%
835	Utilities-Traffic Signals	0	0	0	0	0	0.0%
841	Rental Expense	445	470	600	600	2,179	263.2%
843	Training	363	191	500	500	500	0.0%
850	Contingency	0	0	0	0	0	0.0%
851	Advertising/Legal Notices	266	0	250	850	850	240.0%
853	Community Promotion	2,069	1,673	2,500	2,500	2,500	0.0%
861	Contractual Services	1,200	1,232	1,800	1,800	600	-66.7%
861.5	Reimbursable Emergency Response	0	0	0	0	0	0.0%
862	Contract Sheriff Services	0	0	0	0	0	0.0%
866	Contractual-Recreation	0	0	0	0	0	0.0%
881	Premium Payment-Liability	0	0	0	0	0	0.0%
885	Insurance and Surety Bonds	0	79	100	175	175	75.0%
891	Claims Payments	0	0	0	0	0	0.0%
892	Debt Service	0	0	0	0	0	0.0%
896	Insurance Reserve	0	0	0	0	0	0.0%
Subtotal OP'S AND MAINTENANCE		\$32,607	\$31,150	\$44,190	\$37,865	\$45,244	2.4%

CAPITAL OUTLAY							
902	Land	\$0	\$0	\$0	\$0	\$0	0.0%
906	Improvements	0	0	0	0	0	0.0%
907	Equipment	5,289	0	4,000	4,000	4,000	0.0%
908	Depreciation-Capital Equipment	0	0	0	0	0	0.0%
Subtotal CAPITAL OUTLAY		\$5,289	\$0	\$4,000	\$4,000	\$4,000	0.0%

BASE PROGRAM COST	\$122,301	\$113,778	\$167,781	\$148,956	\$160,992	-4.0%
--------------------------	------------------	------------------	------------------	------------------	------------------	--------------

TOTAL PROGRAM COST	\$122,301	\$113,778	\$167,781	\$148,956	\$160,992	-4.0%
---------------------------	------------------	------------------	------------------	------------------	------------------	--------------

CITY OF LAFAYETTE
2015-2016 PROPOSED BUDGET
DESCRIPTION

DEPARTMENT	Senior Transportation
FUND	36
PROGRAM	750

PROGRAM

Provide transportation options for senior and the disabled in Lafayette, Moraga and Orinda.

STAFFING REQUIREMENTS

Position Title	Full-Time Equivalent
702 Transportation Coordinator	75%
Total Full Time Equivalent	0.75

ACCOUNT DESCRIPTIONS

705 Clerk/Dispatcher (10hrs/wk, \$19/hr)	\$9,880	861 Contract Drivers	\$600
Program Assistant (15hrs/wk, \$20/hr)	15,600		
Van Driver (20 hrs/wk, \$18/hr)	18,720		
	<u>\$44,200</u>		

REVENUES	Actual	Actual	Budget	Estimated	Budget
	FY 12-13	FY 13-14	FY14-15	FY14-15	FY 15-16
Van Maintenance Reimbursement	5,769	3,052	2,100	5,000	5,000
Fares @ \$5 per ride / Rentals	14,453	19,638	26,000	21,800	23,400
Advertising & Other Income	1,861	1,103	1,500	1,000	2,500
New Freedom Funds	62,668	46,486	38,981	51,974	-
CDBG Grant or Alternative	-	-	-	-	10,000
Gifts, Grants & Donations	17,434	1,008	10,000	8,000	9,860
Moraga Town Contribution	9,000	9,000	9,000	9,000	9,000
Orinda City / Orinda Comm. Foundation	-	-	3,500	3,500	3,500
Lafayette Community Foundation	-	-	-	2,500	-
Lafayette Contribution (transfer from GF)	-	30,000	40,000	40,000	40,000
Belle Terre	-	-	6,000	6,000	6,000
Prior Year Fund Balance	45,370	34,256	30,765	30,583	30,583
	<u>156,554</u>	<u>144,543</u>	<u>167,846</u>	<u>179,357</u>	<u>139,843</u>
ENTERPRISE SURPLUS/(DEFICIT)	34,253	30,765	65	30,401	(21,149)

	Actual	Actual	Budget	Estimated	Budget
	FY 12-13	FY 13-14	FY14-15	FY14-15	FY 15-16
Discrete Passengers	86	107	100	100	100
Total Rides	3,979	4,316	4,225	4,203	4,200
Total Miles	31,016	31,387	30,000	35,177	35,000
Total Cost per Passenger	\$1,422.11	\$1,063.35	\$1,677.81	\$1,489.56	\$1,609.92
Total Cost per Ride	\$30.74	\$26.36	\$39.71	\$35.44	\$38.33
Total Cost per Mile	\$3.94	\$3.63	\$5.59	\$4.23	\$4.60
General Fund Cost per Passenger	\$290.70	\$233.64	\$250.00	\$250.00	\$250.00
General Fund Cost per Ride	\$6.28	\$5.79	\$5.92	\$5.95	\$5.95
General Fund Cost per Mile	\$0.81	\$0.80	\$0.83	\$0.71	\$0.71

**CITY OF LAFAYETTE
2015-2016 PROPOSED BUDGET
EXPENDITURE DETAIL**

DEPARTMENT	Library Operations
FUND	37
PROGRAM	770

		<i>Actual 2012-2013 Expenditures</i>	<i>Actual 2013-2014 Expenditures</i>	<i>Final 2014-2015 Budget</i>	<i>Estimated 2014-2015 Expenditures</i>	<i>Proposed 2015-2016 Budget</i>	<i>Increase Over Budget</i>
PERSONNEL SERVICES							
702	Regular Personnel	\$0	\$0	\$0	\$27,504	\$83,346	N/A
705	Temporary Personnel	0	0	0	0	0	0.0%
708	Overtime	0	0	0	0	0	0.0%
711	Social Security	0	0	0	2,104	6,376	N/A
714	Worker's Compensation	0	0	0	715	2,167	N/A
721	Fringe Benefits	0	0	0	7,537	22,840	N/A
	Subtotal PERSONNEL	\$0	\$0	\$0	\$37,860	\$114,729	N/A

OPERATIONS AND MAINTENANCE							
741	Office Supplies	\$541	\$2,313	\$1,400	\$1,400	\$1,400	0.0%
743	Postage	173	116	105	105	105	0.0%
745	Printing & Binding	0	0	0	0	0	0.0%
746	Books & Software	0	0	0	43	0	0.0%
748	Special Departmental Supplies	11,605	13,971	13,500	13,740	13,500	0.0%
751	Maintenance of Vehicles	0	0	0	0	0	0.0%
761	Maintenance of Equipment	1,358	1,568	23,020	23,020	13,650	-40.7%
771	Maintenance of Buildings	244,766	245,766	283,750	271,758	207,000	-27.0%
781	Maintenance of Right of Way	0	0	0	0	0	0.0%
791	Miscellaneous Expenses Under \$500	57	0	100	0	100	0.0%
801	Utilities-Water	7,705	9,132	9,500	9,500	10,500	10.5%
805	Utilities-Sewer	2,780	3,655	3,800	5,448	5,550	46.1%
811	Utilities-Gas & Electric	83,118	91,743	90,000	93,517	96,000	6.7%
821	Utilities-Telephones	7,262	6,919	9,250	9,250	9,250	0.0%
825	Utilities-Garbage Disposal	0	0	0	0	0	0.0%
831	Utilities-Street Lighting	0	0	0	0	0	0.0%
835	Utilities-Traffic Signals	0	0	0	0	0	0.0%
841	Rental Expense	0	49	1,025	1,025	1,025	0.0%
843	Training	0	0	0	0	0	0.0%
850	Contingency	0	0	0	0	0	0.0%
851	Advertising/Legal Notices	0	0	0	0	0	0.0%
853	Community Promotion	122,743	133,474	186,075	186,075	186,075	0.0%
861	Contractual Services	121,346	121,393	125,450	87,895	110,450	-12.0%
861.5	Reimbursable Emergency Response	0	0	0	0	0	0.0%
862	Contract Sheriff Services	0	0	0	0	0	0.0%
866	Contractual-Recreation	0	0	0	0	0	0.0%
881	Premium Payment-Liability	21,622	24,533	0	0	0	0.0%
885	Insurance and Surety Bonds	0	0	25,859	25,859	26,000	0.5%
891	Claims Payments	0	0	0	0	0	0.0%
892	Debt Service	0	0	0	0	0	0.0%
896	Insurance Reserve	0	0	0	0	0	0.0%
	Subtotal OP'S AND MAINTENANCE	\$625,076	\$654,630	\$772,834	\$728,635	\$680,605	-11.9%

CAPITAL OUTLAY							
902	Land	\$0	\$0	\$0	\$0	\$0	0.0%
906	Improvements	0	0	46,000	0	182,000	295.7%
907	Equipment	3,906	1,267	2,550	2,550	10,000	292.2%
908	Depreciation-Capital Equipment	0	0	0	0	0	0.0%
	Subtotal CAPITAL OUTLAY	\$3,906	\$1,267	\$48,550	\$2,550	\$192,000	295.5%

BASE PROGRAM COST	\$628,982	\$655,897	\$821,384	\$769,045	\$987,334	20.2%
--------------------------	------------------	------------------	------------------	------------------	------------------	--------------

TOTAL PROGRAM COST	\$628,982	\$655,897	\$821,384	\$769,045	\$987,334	20.2%
---------------------------	------------------	------------------	------------------	------------------	------------------	--------------

CITY OF LAFAYETTE
2015-2016 PROPOSED BUDGET
DESCRIPTION

DEPARTMENT	Library Operations
FUND	37
PROGRAM	770

PROGRAM

Operate the new Lafayette Library & Learning Center for 56 hours per week.

**Note: Draft budget not approved by Library & Learning Center Board*

STAFFING REQUIREMENTS

Position Title	Full-Time Equivalent
702 Building Maintenance Supervisor	100%
Total Full Time Equivalent	1.00


ACCOUNT DESCRIPTIONS


853	Additional Library Hours	\$186,075		861.18	Irrigation Repairs & Maintenance	1,000
				861.19	Landscape Maintenance	4,000
906	Audio Video System Upgrade	\$120,000		861.45	Unanticipated Repairs	4,250
	Replace grass in Amphitheater with turf	16,000		861.61	Safety Requirements/Compliance	1,200
	Community Hall Doors / Bike Room Reno	46,000	paid for by City Council		HKA Contract	100,000
		<u>\$182,000</u>				<u>\$110,450</u>

BUILDING MAINTENANCE DETAIL		<i>Actual 2012-2013 Expenditures</i>	<i>Actual 2013-2014 Expenditures</i>	<i>Final 2014-2015 Budget</i>	<i>Estimated 2014-2015 Expenditures</i>	<i>Proposed 2015-2016 Budget</i>	<i>Increase Over Budget</i>
771.01	Audio Visual	1,905	5,170	5,300	5,243	2,500	-52.8%
771.02	Book Sorter Maintenance	4,610	20,000	20,000	31,272	20,000	0.0%
771.05	Custodial (basic)	46,342	48,015	49,500	47,740	46,000	-7.1%
771.061	City Events in Community Hall	9,055	8,406	8,750	7,589	4,000	-54.3%
771.062	City Events in Arts & Science Center	3,747	3,736	3,700	3,555	3,000	-18.9%
771.063	Community Events in Community Hall	10,489	10,211	10,200	9,250	4,050	-60.3%
771.064	Community Events in Arts & Science Center	6,355	7,050	7,250	7,250	5,000	-31.0%
771.065	Building Maintenance Community Hall	36,869	28,885	32,000	32,000	15,000	-53.1%
771.07	Electrical	443	598	600	600	400	-33.3%
771.08	Elevators	7,969	8,650	9,000	10,444	12,500	38.9%
771.09	Emergency Generator	3,130	2,691	2,650	207	2,700	1.9%
771.10	Exterior	5,661	7,694	6,200	6,200	6,200	0.0%
771.11	Floors	11,324	13,987	13,950	13,950	10,000	-28.3%
771.13	HVAC	5,133	7,696	7,900	7,644	8,200	3.8%
771.14	Lighting (Interior)	7,835	6,984	7,100	6,981	2,500	-64.8%
771.15	Lighting (Exterior)	3,099	4,298	4,000	3,967	3,500	-12.5%
771.16	Parking Garage (sweeping)	3,032	6,287	6,500	5,398	1,700	-73.8%
771.17	Pest Control	1,134	787	900	1,487	1,200	33.3%
771.18	Photovoltaic	0	0	0	438	0	0.0%
771.19	Plumbing	1,358	2,409	2,450	4,361	1,500	-38.8%
771.20	Security & Fire Alarm	39,624	54,940	55,000	35,196	28,600	-48.0%
771.21	Plaza, Stairways	6,707	5,875	6,100	8,286	5,000	-18.0%
771.22	Telephone	6,598	3,115	3,200	3,200	3,200	0.0%
771.24	Window Cleaning	7,715	8,055	8,100	8,100	7,600	-6.2%
771.25	Vandalism	31	2,371	2,000	0	2,000	0.0%
771.26	Restroom Maintenance	1,786	2,517	2,550	2,550	2,100	-17.6%
771.27	Restroom Maintenance (City Events)	949	1,022	1,050	1,050	900	-14.3%
771.28	Restroom Maintenance (Community Events)	2,295	2,404	2,500	2,500	2,350	-6.0%
771.29	Parking/Garage Maintenance	8,645	5,151	5,300	5,300	5,300	0.0%
	TOTAL	243,840	279,004	283,750	271,758	207,000	-27.0%

SOURCES OF REVENUE

City	\$202,666	includes \$16K for automatic doors and \$30K for bike room renovation
Building Leases	\$34,855	
LL&LC Foundation	\$749,813	
TOTAL	\$987,334	





**CITY OF LAFAYETTE
2015-2016 PROPOSED BUDGET
EXPENDITURE DETAIL**

DEPARTMENT	Street Lighting
FUND	51
PROGRAM	800

		<i>Actual 2012-2013 Expenditures</i>	<i>Actual 2013-2014 Expenditures</i>	<i>Final 2014-2015 Budget</i>	<i>Estimated 2014-2015 Expenditures</i>	<i>Proposed 2015-2016 Budget</i>	<i>Increase Over Budget</i>
PERSONNEL SERVICES							
702	Regular Personnel	\$0	\$0	\$0	\$0	\$0	0.0%
705	Temporary Personnel	0	0	0	0	0	0.0%
708	Overtime	0	0	0	0	0	0.0%
711	Social Security	0	0	0	0	0	0.0%
714	Worker's Compensation	0	0	0	0	0	0.0%
721	Fringe Benefits	0	0	0	0	0	0.0%
Subtotal PERSONNEL		\$0	\$0	\$0	\$0	\$0	0.0%

OPERATIONS AND MAINTENANCE							
741	Office Supplies	\$0	\$0	\$0	\$0	\$0	0.0%
743	Postage	0	0	0	0	0	0.0%
745	Printing & Binding	0	0	0	0	0	0.0%
746	Books & Software	0	0	0	0	0	0.0%
748	Special Departmental Supplies	0	0	0	0	0	0.0%
751	Maintenance of Vehicles	0	0	0	0	0	0.0%
761	Maintenance of Equipment	0	0	0	0	0	0.0%
771	Maintenance of Buildings	0	0	0	0	0	0.0%
781	Maintenance of Right of Way	0	0	0	0	0	0.0%
791	Miscellaneous Expenses Under \$500	0	0	0	0	0	0.0%
801	Utilities-Water	0	0	0	0	0	0.0%
805	Utilities-Sewer	0	0	0	0	0	0.0%
811	Utilities-Gas & Electric	0	0	0	0	0	0.0%
821	Utilities-Telephones	0	0	0	0	0	0.0%
825	Utilities-Garbage Disposal	0	0	0	0	0	0.0%
831	Utilities-Street Lighting	11,077	11,261	12,500	12,500	12,500	0.0%
835	Utilities-Traffic Signals	0	0	0	0	0	0.0%
841	Rental Expense	0	0	0	0	0	0.0%
843	Training	0	0	0	0	0	0.0%
850	Contingency	0	0	0	0	0	0.0%
851	Advertising/Legal Notices	0	224	0	0	0	0.0%
853	Community Promotion	0	0	0	0	0	0.0%
861	Contractual Services	497	7,519	12,500	12,500	12,500	0.0%
861.5	Reimbursable Emergency Response	0	0	0	0	0	0.0%
862	Contract Sheriff Services	0	0	0	0	0	0.0%
866	Contractual-Recreation	0	0	0	0	0	0.0%
881	Premium Payment-Liability	0	0	0	0	0	0.0%
885	Insurance and Surety Bonds	0	0	0	0	0	0.0%
891	Claims Payments	0	0	0	0	0	0.0%
892	Debt Service	0	0	0	0	0	0.0%
896	Insurance Reserve	0	0	0	0	0	0.0%
Subtotal OP'S AND MAINTENANCE		\$11,574	\$19,004	\$25,000	\$25,000	\$25,000	0.0%

CAPITAL OUTLAY							
902	Land	\$0	\$0	\$0	\$0	\$0	0.0%
906	Improvements	0	0	0	0	0	0.0%
907	Equipment	0	0	0	0	0	0.0%
908	Depreciation-Capital Equipment	0	0	0	0	0	0.0%
Subtotal CAPITAL OUTLAY		\$0	\$0	\$0	\$0	\$0	0.0%

BASE PROGRAM COST	\$11,574	\$19,004	\$25,000	\$25,000	\$25,000	0.0%
--------------------------	-----------------	-----------------	-----------------	-----------------	-----------------	-------------

TOTAL PROGRAM COST	\$11,574	\$19,004	\$25,000	\$25,000	\$25,000	0.0%
---------------------------	-----------------	-----------------	-----------------	-----------------	-----------------	-------------

CITY OF LAFAYETTE
2015-2016 PROPOSED BUDGET
DESCRIPTION

DEPARTMENT	Street Lighting
FUND	51
PROGRAM	800

PROGRAM

This budget provides funds through a maintenance district assessment process to maintain 82 street lights in eleven zones. The budget expense for street lights is not distributed by zone, since the assessments are not based on this budget but rather on the rates charged by PG&E. Property assessments are collected and distributed to the City by the County.

ACCOUNT DESCRIPTIONS

831 There are eleven street lighting zones. They are grouped onto equal benefits for assessment purposes only.

- Zones 1,2,3,5,6,8 and 10 have 45 lights and are billed at the same monthly rate of \$10.00
- Zone 4 has four lights at \$10.00 per month
- Zone 7 has one light at \$10.00 per month
- Zone 9 has twenty lights at \$10.00 per month
- Zone 11 has eleven lights at \$10.00 per month
- Zone 12 has one light at \$10.00 per month

ACCOUNT DESCRIPTIONS

861	Professional Services for annual assessment district	2,500
	Streetlight Replacement / Repairs	10,000
		\$12,500

**CITY OF LAFAYETTE
2015-2016 PROPOSED BUDGET
EXPENDITURE DETAIL**

DEPARTMENT	Core Area Maintenance
FUND	52
PROGRAM	810

		<i>Actual 2012-2013 Expenditures</i>	<i>Actual 2013-2014 Expenditures</i>	<i>Final 2014-2015 Budget</i>	<i>Estimated 2014-2015 Expenditures</i>	<i>Proposed 2015-2016 Budget</i>	<i>Increase Over Budget</i>
PERSONNEL SERVICES							
702	Regular Personnel	\$54,269	\$55,739	\$57,835	\$57,835	\$51,650	-10.7%
705	Temporary Personnel	0	0	0	0	0	0.0%
708	Overtime	96	1,268	0	0	0	0.0%
711	Social Security	3,884	4,012	4,424	4,424	3,951	-10.7%
714	Worker's Compensation	561	590	1,463	1,463	1,343	-8.2%
721	Fringe Benefits	15,653	18,120	17,993	17,993	18,523	2.9%
Subtotal PERSONNEL		\$74,463	\$79,729	\$81,716	\$81,716	\$75,466	-7.6%

OPERATIONS AND MAINTENANCE							
741	Office Supplies	\$50	\$35	\$65	\$65	\$65	0.0%
743	Postage	60	47	144	144	144	0.0%
745	Printing & Binding	0	0	0	0	0	0.0%
746	Books & Software	0	0	0	0	0	0.0%
748	Special Departmental Supplies	12,609	13,185	12,000	7,535	12,000	0.0%
751	Maintenance of Vehicles	0	0	0	0	0	0.0%
761	Maintenance of Equipment	546	200	1,500	1,484	1,500	0.0%
771	Maintenance of Buildings	0	0	0	0	0	0.0%
781	Maintenance of Right of Way	0	0	0	0	0	0.0%
791	Miscellaneous Expenses Under \$500	0	0	0	0	0	0.0%
801	Utilities-Water	28,746	27,631	23,000	28,047	23,000	0.0%
805	Utilities-Sewer	0	0	0	0	0	0.0%
811	Utilities-Gas & Electric	548	551	800	447	800	0.0%
821	Utilities-Telephones	481	429	80	360	80	0.0%
825	Utilities-Garbage Disposal	0	0	0	0	0	0.0%
831	Utilities-Street Lighting	45,470	44,394	54,500	54,500	54,500	0.0%
835	Utilities-Traffic Signals	0	0	0	0	0	0.0%
841	Rental Expense	7	71	1,304	1,304	1,304	0.0%
843	Training	0	0	0	0	0	0.0%
850	Contingency	0	0	0	0	0	0.0%
851	Advertising/Legal Notices	0	224	145	0	145	0.0%
853	Community Promotion	29,000	32,186	25,000	25,000	35,000	40.0%
861	Contractual Services	159,943	188,011	183,550	162,412	187,950	2.4%
861.5	Reimbursable Emergency Response	14,890	9,203	5,000	0	5,000	0.0%
862	Contract Sheriff Services	0	0	0	0	0	0.0%
866	Contractual-Recreation	0	0	0	0	0	0.0%
881	Premium Payment-Liability	0	0	0	0	0	0.0%
885	Insurance and Surety Bonds	0	0	0	0	0	0.0%
891	Claims Payments	0	0	0	0	0	0.0%
892	Debt Service	0	0	0	0	0	0.0%
896	Insurance Reserve	0	0	0	0	0	0.0%
Subtotal OP'S AND MAINTENANCE		\$292,348	\$316,165	\$307,088	\$281,298	\$321,488	4.7%

CAPITAL OUTLAY							
902	Land	\$0	\$0	\$0	\$0	\$0	0.0%
906	Improvements	12,994	0	0	0	20,000	N/A
907	Equipment	7,600	0	0	0	2,500	N/A
908	Depreciation-Capital Equipment	0	0	0	0	0	0.0%
Subtotal CAPITAL OUTLAY		\$20,594	\$0	\$0	\$0	\$22,500	N/A

BASE PROGRAM COST	\$387,405	\$395,893	\$388,804	\$363,014	\$419,454	7.9%
--------------------------	------------------	------------------	------------------	------------------	------------------	-------------

TOTAL PROGRAM COST	\$387,405	\$395,893	\$388,804	\$363,014	\$419,454	7.9%
---------------------------	------------------	------------------	------------------	------------------	------------------	-------------

CITY OF LAFAYETTE
2015-2016 PROPOSED BUDGET
DESCRIPTION

DEPARTMENT	Core Area Maintenance
FUND	52
PROGRAM	810

PROGRAM

The Core Area Maintenance District was formed to provide landscaping, street lighting, and general maintenance improvements. An assessment based on a benefit formula is levied against each parcel within the District for the maintenance provided.

WORKPLAN

- Accomplish maintenance, repairs, and improvements within the District in accordance with the guidelines of the Master Plan.
- Maintain park facilities within the Core Area.
- Develop and systematically implement a program to upgrade landscape and irrigation systems in the Core Area.
- Implement rotational tree pruning program.
- Maintain newly landscaped medians.
- Repair decorative brick pavers and repair sidewalk, curb, and gutter as needed.
- Implement final phases of Master Landscaping Plan as developed.

STAFFING REQUIREMENTS

Position Title	Full-Time Equivalent
702 Public Works Director	20%
Engineering Tech II	15%
Management Analyst	15%
Total Full Time Equivalent	0.50

ACCOUNT DESCRIPTIONS

841 Pro-rata share of City computer equipment	\$789
853 Downtown Banners	\$35,000
906 Plant restoration	\$10,000
Creation of 2nd Community Events Board	10,000
	<u>\$20,000</u>

PUBLIC WORKS CONTRACT DETAIL		<i>Actual 2012-2013 Expenditures</i>	<i>Actual 2013-2014 Expenditures</i>	<i>Final 2014-2015 Budget</i>	<i>Estimated 2014-2015 Expenditures</i>	<i>Proposed 2015-2016 Budget</i>	<i>Increase Over Budget</i>
861.01	MCE Hourly	\$37,572	\$45,888	\$32,000	\$30,026	\$33,000	3.1%
861.06	Community Events	1,415	3,405	7,900	6,846	7,900	0.0%
861.12	Holiday Twinkle Lights	209	119	400	2,545	800	100.0%
861.18	Irrigation Repairs	22,035	21,687	25,000	21,024	24,000	-4.0%
861.19	Landscape Maintenance	79,965	80,714	74,000	74,146	80,000	8.1%
861.28	Sidewalk Repairs	1,883	1,205	5,000	0	5,000	0.0%
861.31	Safety Requirements/Compliance	224	0	1,400	2,152	1,400	0.0%
861.42	Tree Maintenance	5,220	1,775	10,000	9,832	8,000	-20.0%
861.43	Weed Control (manual)	2,512	765	2,650	2,820	2,650	0.0%
861.44	Weed Control (spraying)	309	850	200	1,621	200	0.0%
861.45	Unanticipated Repairs	1,503	12,321	5,000	1,824	5,000	0.0%
861.46	Professional Services	1,231	1,124	4,000	3,964	4,000	0.0%
861.47	Street Light / Parking Light Repair	5,865	18,158	16,000	5,612	16,000	0.0%
	Subtotal	\$159,943	\$188,011	\$183,550	\$162,412	\$187,950	2.4%

ESTIMATED YEAR END FUND BALANCE

Contribution from Prior Year's Fund Balance	\$154,925
Revenue from Assessments and Interest Earnings	221,673
Expenditures	(419,454)
Transfer from General Fund	100,000
Streetlight Sinking Fund	(30,000)
ESTIMATED YEAR END BALANCE	\$27,144

**CITY OF LAFAYETTE
2015-2016 PROPOSED BUDGET
EXPENDITURE DETAIL**

DEPARTMENT	Stormwater Pollution
FUND	53
PROGRAM	820

		<i>Actual 2012-2013 Expenditures</i>	<i>Actual 2013-2014 Expenditures</i>	<i>Final 2014-2015 Budget</i>	<i>Estimated 2014-2015 Expenditures</i>	<i>Proposed 2015-2016 Budget</i>	<i>Increase Over Budget</i>
PERSONNEL SERVICES							
702	Regular Personnel	\$124,982	\$130,724	\$133,712	\$133,712	\$129,676	-3.0%
705	Temporary Personnel	11,475	12,495	6,000	6,000	6,000	0.0%
708	Overtime	681	5,883	0	0	0	0.0%
711	Social Security	10,445	11,195	10,688	10,688	10,379	-2.9%
714	Worker's Compensation	1,418	1,544	3,383	3,383	3,528	4.3%
721	Fringe Benefits	41,729	44,207	43,562	43,562	45,869	5.3%
	Subtotal PERSONNEL	\$190,731	\$206,048	\$197,344	\$197,344	\$195,451	-1.0%

OPERATIONS AND MAINTENANCE							
741	Office Supplies	\$206	\$206	\$390	\$449	\$400	2.6%
743	Postage	957	3,051	700	762	800	14.3%
745	Printing & Binding	0	0	300	300	310	3.3%
746	Books & Software	0	0	0	0	0	0.0%
748	Special Departmental Supplies	5,770	8,430	5,000	7,909	5,000	0.0%
751	Maintenance of Vehicles	0	0	0	0	0	0.0%
761	Maintenance of Equipment	0	0	0	0	0	0.0%
771	Maintenance of Buildings	0	0	0	0	0	0.0%
781	Maintenance of Right of Way	0	0	0	0	0	0.0%
791	Miscellaneous Expenses Under \$500	0	0	0	0	0	0.0%
801	Utilities-Water	0	0	0	0	0	0.0%
805	Utilities-Sewer	0	0	0	0	0	0.0%
811	Utilities-Gas & Electric	0	0	0	0	0	0.0%
821	Utilities-Telephones	1,144	1,031	500	872	900	80.0%
825	Utilities-Garbage Disposal	0	0	0	0	0	0.0%
831	Utilities-Street Lighting	0	0	0	0	0	0.0%
835	Utilities-Traffic Signals	0	0	0	0	0	0.0%
841	Rental Expense	5,046	5,313	5,337	5,793	5,800	8.7%
843	Training	616	602	1,900	1,966	2,040	7.4%
850	Contingency	0	0	0	0	0	0.0%
851	Advertising/Legal Notices	0	0	0	0	0	0.0%
853	Community Promotion	1,187	5,438	7,500	7,500	7,500	0.0%
861	Contractual Services	187,667	162,080	233,500	182,566	224,800	-3.7%
861.5	Reimbursable Emergency Response	251	463	8,000	8,000	8,000	0.0%
862	Contract Sheriff Services	0	0	0	0	0	0.0%
866	Contractual-Recreation	0	0	0	0	0	0.0%
881	Premium Payment-Liability	0	0	0	0	0	0.0%
885	Insurance and Surety Bonds	0	0	0	0	0	0.0%
891	Claims Payments	0	0	0	0	0	0.0%
892	Debt Service	0	0	0	0	0	0.0%
896	Insurance Reserve	0	0	0	0	0	0.0%
	Subtotal OP'S AND MAINTENANCE	\$202,845	\$186,614	\$263,127	\$216,117	\$255,550	-2.9%

CAPITAL OUTLAY							
902	Land	\$0	\$0	\$0	\$0	\$0	0.0%
906	Improvements	0	2,739	0	0	0	0.0%
907	Equipment	0	18,000	0	0	0	0.0%
908	Depreciation-Capital Equipment	0	0	0	0	0	0.0%
	Subtotal CAPITAL OUTLAY	\$0	\$20,739	\$0	\$0	\$0	0.0%

BASE PROGRAM COST	\$393,576	\$413,401	\$460,472	\$413,461	\$451,001	-2.1%
--------------------------	------------------	------------------	------------------	------------------	------------------	--------------

TOTAL PROGRAM COST	\$393,576	\$413,401	\$460,472	\$413,461	\$451,001	-2.1%
---------------------------	------------------	------------------	------------------	------------------	------------------	--------------

CITY OF LAFAYETTE
2015-2016 PROPOSED BUDGET
DESCRIPTION

DEPARTMENT	Stormwater Pollution
FUND	53
PROGRAM	820

PROGRAM

This program tracks costs associated with stormwater pollution control programs.

WORKPLAN

- Comply with Federal and State mandated program requirements. Administer the stormwater pollution ordinance.
- Administer and upgrade program to meet requirements for storm water run-off quality and pollutant elimination.
- Provide public education program including the funding of one issue of Vistas.
- Comply with Grizzly Creek restoration project Federal maintenance requirements.
- Implement the creek abatement ordinance.
- Provide appropriate staff assistance to the Creeks Committee.

STAFFING REQUIREMENTS

	Position Title	Full-Time Equivalent
702	City Engineer	10%
	Public Works Director	15%
	Management Analyst	50%
	Engineering Tech II	50%
	Engineering Assistant	10%
	Total Full Time Equivalent	1.35

ACCOUNT DESCRIPTIONS


841	Allocated cost of office space rental	\$1,905
	Pro-rata share of City computer equip	\$2,289
		<u>\$4,194</u>
853	Creeks Committee operations	\$2,500
	Public education/information (Vistas)	5,000
		<u>\$7,500</u>


PUBLIC WORKS CONTRACT DETAIL		<i>Actual 2012-2013 Expenditures</i>	<i>Actual 2013-2014 Expenditures</i>	<i>Final 2014-2015 Budget</i>	<i>Estimated 2014-2015 Expenditures</i>	<i>Proposed 2015-2016 Budget</i>	<i>Increase Over Budget</i>
861.01	MCE Hourly	\$22,357	\$11,391	\$24,000	\$21,182	\$22,000	-8.3%
861.04	Catch Basin Cleaning & Inspection	30,854	20,272	26,000	19,089	26,000	0.0%
861.1	Detention Pond Cleaning	6,847	6,316	5,000	5,092	5,300	6.0%
861.11	Litter Removal	11,296	5,195	13,000	12,749	13,500	3.8%
861.3	Storm Patrol & Cleanup	27,115	16,925	36,000	32,390	36,000	0.0%
861.61	Safety Requirements / Compliance	1,142	1,085	1,000	1,000	1,000	0.0%
861.32	Storm Drain Inspection (visual)	0	0	500	0	500	0.0%
861.33	Storm Drain Inspection (video)	606	621	1,000	2,415	4,000	300.0%
861.37	Storm Drain Cleaning (mechanical)	14,060	20,894	25,000	8,788	25,000	0.0%
861.38	Street Sweeping	62,020	67,186	88,000	62,200	77,000	-12.5%
861.45	Unanticipated Repairs & Maintenance	4,091	250	7,500	8,921	8,000	6.7%
861.46	Professional Services	7,279	11,946	6,500	8,740	6,500	0.0%
	Subtotal	\$187,667	\$162,080	\$233,500	\$182,566	\$224,800	-3.7%

**Includes consultant for NPDES*

ESTIMATED YEAR END FUND BALANCE

Contribution from Prior Year's Fund Balance	\$304,881
Revenue from Assessments and Interest Earnings	387,278
Expenditures	(451,001)
ESTIMATED YEAR END BALANCE	241,158





**CITY OF LAFAYETTE
2015-2016 PROPOSED BUDGET
EXPENDITURE DETAIL**

DEPARTMENT	Meas.J Return-to-Source
FUND	72
PROGRAM	910

		<i>Actual 2012-2013 Expenditures</i>	<i>Actual 2013-2014 Expenditures</i>	<i>Final 2014-2015 Budget</i>	<i>Estimated 2014-2015 Expenditures</i>	<i>Proposed 2015-2016 Budget</i>	<i>Increase Over Budget</i>
PERSONNEL SERVICES							
702	Regular Personnel	\$58,330	\$60,020	\$60,559	\$60,559	\$49,271	-18.6%
705	Temporary Personnel	0	0	0	0	0	0.0%
708	Overtime	0	0	0	0	0	0.0%
711	Social Security	4,542	4,615	4,633	4,633	3,769	-18.6%
714	Worker's Compensation	592	620	1,532	1,532	1,281	-16.4%
721	Fringe Benefits	17,408	18,561	18,328	18,328	13,929	-24.0%
Subtotal PERSONNEL		\$80,872	\$83,816	\$85,052	\$85,052	\$68,250	-19.8%

OPERATIONS AND MAINTENANCE							
741	Office Supplies	\$286	\$208	\$361	\$361	\$361	0.0%
743	Postage	122	97	226	226	226	0.0%
745	Printing & Binding	0	0	0	0	0	0.0%
746	Books & Software	0	0	0	0	0	0.0%
748	Special Departmental Supplies	0	0	0	0	0	0.0%
751	Maintenance of Vehicles	0	0	0	0	0	0.0%
761	Maintenance of Equipment	0	0	0	0	0	0.0%
771	Maintenance of Buildings	0	0	0	0	0	0.0%
781	Maintenance of Right of Way	0	0	0	0	0	0.0%
791	Miscellaneous Expenses Under \$500	0	0	0	0	0	0.0%
801	Utilities-Water	0	0	0	0	0	0.0%
805	Utilities-Sewer	0	0	0	0	0	0.0%
811	Utilities-Gas & Electric	0	0	0	0	0	0.0%
821	Utilities-Telephones	49	41	0	0	0	0.0%
825	Utilities-Garbage Disposal	0	0	0	0	0	0.0%
831	Utilities-Street Lighting	0	0	0	0	0	0.0%
835	Utilities-Traffic Signals	0	0	0	0	0	0.0%
841	Rental Expense	5,879	6,167	6,429	6,429	6,107	-5.0%
843	Training	0	0	0	0	0	0.0%
850	Contingency	0	0	0	0	0	0.0%
851	Advertising/Legal Notices	0	0	0	0	0	0.0%
853	Community Promotion	0	0	0	0	0	0.0%
861	Contractual Services	2,805	4,657	11,500	11,500	11,500	0.0%
861.5	Reimbursable Emergency Response	0	0	0	0	0	0.0%
862	Contract Sheriff Services	0	0	0	0	0	0.0%
866	Contractual-Recreation	0	0	0	0	0	0.0%
881	Premium Payment-Liability	0	0	0	0	0	0.0%
885	Insurance and Surety Bonds	0	0	0	0	0	0.0%
891	Claims Payments	0	0	0	0	0	0.0%
892	Debt Service	0	0	0	0	0	0.0%
896	Insurance Reserve	0	0	0	0	0	0.0%
Subtotal OP'S AND MAINTENANCE		\$9,142	\$11,170	\$18,516	\$18,516	\$18,194	-1.7%

CAPITAL OUTLAY							
902	Land	\$0	\$0	\$0	\$0	\$0	0.0%
906	Improvements	0	0	0	0	0	0.0%
907	Equipment	0	0	0	0	0	0.0%
908	Depreciation-Capital Equipment	0	0	0	0	0	0.0%
Subtotal CAPITAL OUTLAY		\$0	\$0	\$0	\$0	\$0	0.0%

BASE PROGRAM COST	\$90,014	\$94,986	\$103,567	\$103,567	\$86,444	-16.5%
--------------------------	-----------------	-----------------	------------------	------------------	-----------------	---------------

TOTAL PROGRAM COST	\$90,014	\$94,986	\$103,567	\$103,567	\$86,444	-16.5%
---------------------------	-----------------	-----------------	------------------	------------------	-----------------	---------------

CITY OF LAFAYETTE
2015-2016 PROPOSED BUDGET
DESCRIPTION

DEPARTMENT	Meas.J Return-to-Source
FUND	72
PROGRAM	910

PROGRAM

This program is used to track and analyze Measure J transportation issues and compliance with requirements to receive funding from the County sales tax measure

STAFFING REQUIREMENTS

<u>Position Title</u>	<u>Full-Time Equivalent</u>
702 City Engineer	5%
Transportation Planner	50%
Total Full Time Equivalent	0.55

ACCOUNT DESCRIPTIONS

841 Allocated cost of office space rental	\$5,239
Pro-rata share of City computer equipment	868
	<u>\$6,107</u>

861 Consulting services for Measure J checklist monitoring	\$3,500
Administrative & staffing consultant for SWAT (City share)	8,000
	<u>\$11,500</u>

REVENUE

Measure J Return-to-Source	\$430,000
----------------------------	-----------

**CITY OF LAFAYETTE
2015-2016 PROPOSED BUDGET
EXPENDITURE DETAIL**

DEPARTMENT	Supp. Law Enf. Services
FUND	73
PROGRAM	920

		<i>Actual 2012-2013 Expenditures</i>	<i>Actual 2013-2014 Expenditures</i>	<i>Final 2014-2015 Budget</i>	<i>Estimated 2014-2015 Expenditures</i>	<i>Proposed 2015-2016 Budget</i>	<i>Increase Over Budget</i>
PERSONNEL SERVICES							
702	Regular Personnel	\$0	\$0	\$0	\$0	\$0	0.0%
705	Temporary Personnel	0	0	0	0	0	0.0%
708	Overtime	0	0	0	0	0	0.0%
711	Social Security	0	0	0	0	0	0.0%
714	Worker's Compensation	0	0	0	0	0	0.0%
721	Fringe Benefits	0	0	0	0	0	0.0%
Subtotal PERSONNEL		\$0	\$0	\$0	\$0	\$0	0.0%

OPERATIONS AND MAINTENANCE							
741	Office Supplies	\$0	\$0	\$0	\$0	\$0	0.0%
743	Postage	0	0	0	0	0	0.0%
745	Printing & Binding	0	0	0	0	0	0.0%
746	Books & Software	0	0	0	0	0	0.0%
748	Special Departmental Supplies	0	0	0	0	0	0.0%
751	Maintenance of Vehicles	0	0	0	0	0	0.0%
761	Maintenance of Equipment	0	0	0	0	0	0.0%
771	Maintenance of Buildings	0	0	0	0	0	0.0%
781	Maintenance of Right of Way	0	0	0	0	0	0.0%
791	Miscellaneous Expenses Under \$500	0	0	0	0	0	0.0%
801	Utilities-Water	0	0	0	0	0	0.0%
805	Utilities-Sewer	0	0	0	0	0	0.0%
811	Utilities-Gas & Electric	0	0	0	0	0	0.0%
821	Utilities-Telephones	0	0	0	0	0	0.0%
825	Utilities-Garbage Disposal	0	0	0	0	0	0.0%
831	Utilities-Street Lighting	0	0	0	0	0	0.0%
835	Utilities-Traffic Signals	0	0	0	0	0	0.0%
841	Rental Expense	0	0	0	0	0	0.0%
843	Training	0	0	0	0	0	0.0%
850	Contingency	0	0	0	0	0	0.0%
851	Advertising/Legal Notices	0	0	0	0	0	0.0%
853	Community Promotion	0	0	0	0	0	0.0%
861	Contractual Services	0	0	0	0	0	0.0%
861.5	Reimbursable Emergency Response	0	0	0	0	0	0.0%
862	Contract Sheriff Services	431,924	451,917	498,774	498,774	500,538	0.4%
866	Contractual-Recreation	0	0	0	0	0	0.0%
881	Premium Payment-Liability	0	0	0	0	0	0.0%
885	Insurance and Surety Bonds	0	0	0	0	0	0.0%
891	Claims Payments	0	0	0	0	0	0.0%
892	Debt Service	0	0	0	0	0	0.0%
896	Insurance Reserve	0	0	0	0	0	0.0%
Subtotal OP'S AND MAINTENANCE		\$431,924	\$451,917	\$498,774	\$498,774	\$500,538	0.4%

CAPITAL OUTLAY							
902	Land	\$0	\$0	\$0	\$0	\$0	0.0%
906	Improvements	0	0	0	0	0	0.0%
907	Equipment	0	0	0	0	0	0.0%
908	Depreciation-Capital Equipment	0	0	0	0	0	0.0%
Subtotal CAPITAL OUTLAY		\$0	\$0	\$0	\$0	\$0	0.0%

BASE PROGRAM COST	\$431,924	\$451,917	\$498,774	\$498,774	\$500,538	0.4%
--------------------------	------------------	------------------	------------------	------------------	------------------	-------------

TOTAL PROGRAM COST	\$431,924	\$451,917	\$498,774	\$498,774	\$500,538	0.4%
---------------------------	------------------	------------------	------------------	------------------	------------------	-------------

CITY OF LAFAYETTE
2015-2016 PROPOSED BUDGET
DESCRIPTION

DEPARTMENT	Supp. Law Enf. Services
FUND	73
PROGRAM	920

PROGRAM

This program provides supplemental law enforcement services to the City through funding provided by A.B. 3229. This bill was enacted in 1995-96 and appropriates \$100 million from the State's general fund. The city is required to use the revenue to provide front line municipal police services. The funds shall be appropriated only after the City Council has held a public hearing to consider options for disbursing the funds. Funding must be considered separate and apart from the general fund budget process.

WORKPLAN

- This program funds two officers. Approximately 25% of the funding is provided by the state via AB3229.

ACCOUNT DESCRIPTIONS

POLICE CONTRACT DETAIL		<i>Actual 2012-2013 Expenditures</i>	<i>Actual 2013-2014 Expenditures</i>	<i>Final 2014-2015 Budget</i>	<i>Estimated 2014-2015 Expenditures</i>	<i>Proposed 2015-2016 Budget</i>	<i>Percent Increase</i>
862.1	Officers	\$416,000	\$433,993	\$472,034	\$472,034	\$473,274	0.3%
862.6	Services/Supply	3,000	\$3,000	3,000	3,000	3,000	0.0%
862.7	Communications	9,224	\$11,224	20,000	20,000	20,000	0.0%
862.8	Liability Insurance	3,700	\$3,700	3,740	3,740	4,264	14.0%
	Subtotal	\$431,924	\$451,917	\$498,774	\$498,774	\$500,538	0.4%

REVENUE

COPS AB3229	\$100,000
Transfer from General Fund	400,538
TOTAL	<u>\$500,538</u>

**CITY OF LAFAYETTE
2015-2016 PROPOSED BUDGET
EXPENDITURE DETAIL**

DEPARTMENT	School Bus Program
FUND	74
PROGRAM	930

		<i>Actual 2012-2013 Expenditures</i>	<i>Actual 2013-2014 Expenditures</i>	<i>Final 2014-2015 Budget</i>	<i>Estimated 2014-2015 Expenditures</i>	<i>Proposed 2015-2016 Budget</i>	<i>Increase Over Budget</i>
PERSONNEL SERVICES							
702	Regular Personnel	\$114,008	\$106,942	\$101,412	\$101,412	103,948	2.5%
705	Temporary Personnel	10,433	11,595	20,000	20,000	20,000	0.0%
708	Overtime	0	0	0	0	0	0.0%
711	Social Security	9,065	8,464	9,288	9,288	9,482	2.1%
714	Worker's Compensation	1,286	1,196	2,566	2,566	3,223	25.6%
721	Fringe Benefits	35,283	32,933	30,823	30,823	31,692	2.8%
Subtotal PERSONNEL		\$170,075	\$161,130	\$164,089	\$164,089	\$168,345	2.6%

OPERATIONS AND MAINTENANCE							
741	Office Supplies	\$878	\$601	\$546	\$1,200	\$1,236	126.4%
743	Postage	951	978	1,061	1,077	1,038	-2.2%
745	Printing & Binding	1,308	1,436	1,748	1,200	1,236	-29.3%
746	Books & Software	0	0	0	0	0	0.0%
748	Special Departmental Supplies	163	153	318	318	500	57.2%
751	Maintenance of Vehicles	0	0	0	0	0	0.0%
761	Maintenance of Equipment	0	0	0	0	0	0.0%
771	Maintenance of Buildings	0	0	0	0	0	0.0%
781	Maintenance of Right of Way	0	0	0	0	0	0.0%
791	Miscellaneous Expenses Under \$500	360	104	500	500	500	0.0%
801	Utilities-Water	0	0	0	0	0	0.0%
805	Utilities-Sewer	0	0	0	0	0	0.0%
811	Utilities-Gas & Electric	0	0	0	0	0	0.0%
821	Utilities-Telephones	923	918	955	1,000	1,030	7.9%
825	Utilities-Garbage Disposal	0	0	0	0	0	0.0%
831	Utilities-Street Lighting	0	0	0	0	0	0.0%
835	Utilities-Traffic Signals	0	0	0	0	0	0.0%
841	Rental Expense	13,471	13,471	13,177	13,471	12,600	-4.4%
843	Training	154	76	743	0	743	0.0%
850	Contingency	0	0	0	0	200,000	N/A
851	Advertising/Legal Notices	0	0	0	0	0	0.0%
853	Community Promotion	0	0	0	0	0	0.0%
861	Contractual Services	1,518,346	1,551,443	1,596,604	1,597,997	1,642,955	2.9%
861.5	Reimbursable Emergency Response	0	0	0	0	0	0.0%
862	Contract Sheriff Services	0	0	0	0	0	0.0%
866	Contractual-Recreation	0	0	0	0	0	0.0%
881	Premium Payment-Liability	0	0	0	0	0	0.0%
885	Insurance and Surety Bonds	0	0	0	0	0	0.0%
891	Claims Payments	0	0	0	0	0	0.0%
892	Debt Service	0	0	0	0	0	0.0%
896	Insurance Reserve	0	0	0	0	0	0.0%
Subtotal OP'S AND MAINTENANCE		\$1,536,554	\$1,569,180	\$1,615,652	\$1,616,763	\$1,861,838	15.2%

CAPITAL OUTLAY							
902	Land	\$0	\$0	\$0	\$0	\$0	0.0%
906	Improvements	0	0	0	0	0	0.0%
907	Equipment	0	650	650	650	1,500	130.8%
908	Depreciation-Capital Equipment	0	0	0	0	0	0.0%
Subtotal CAPITAL OUTLAY		\$0	\$650	\$650	\$650	\$1,500	130.8%

BASE PROGRAM COST	\$1,706,629	\$1,730,959	\$1,780,391	\$1,781,502	\$2,031,683	14.1%
--------------------------	--------------------	--------------------	--------------------	--------------------	--------------------	--------------

TOTAL PROGRAM COST	\$1,706,629	\$1,730,959	\$1,780,391	\$1,781,502	\$2,031,683	14.1%
---------------------------	--------------------	--------------------	--------------------	--------------------	--------------------	--------------

CITY OF LAFAYETTE
2015-2016 PROPOSED BUDGET
DESCRIPTION

DEPARTMENT	School Bus Program
FUND	74
PROGRAM	930

PROGRAM

This program is used to track costs associated with the Lamorinda School Bus program.

STAFFING REQUIREMENTS

	<u>Position Title</u>	<u>Full-Time Equivalent</u>
702	Transportation Program Manager - Bus	85%
	Total Full Time Equivalent	0.85

DESCRIPTION OF ACCOUNTS

705	Administrative Aide (.5FTE)	\$20,000
841	Rental of Office Space	\$9,600
	Pro-rata share of computer lease	3,000
		<u>\$12,600</u>
861	First Student - Lamorinda	\$1,601,967
	Audit	3,605
	Insurance	10,927
	Transfer Charges to City	5,560
	VISA	14,145
	Website	1,236
	Legal counsel	5,000
	Consulting fees	515
		<u>\$1,642,955</u>

DESCRIPTION OF REVENUES

Parent Contributions	\$590,031
Measure J (SWAT)	67,500
One Trip Passes	17,000
Interest Earnings	885
State DOE	29,749
Measure J	977,863
	<u>\$1,683,028</u>

NOTES

This budget was reviewed and approved by the Lamorinda School Bus Transportation Agency Board on 4/13/15.

**CITY OF LAFAYETTE
2015-2016 PROPOSED BUDGET
EXPENDITURE DETAIL**

DEPARTMENT	Insurance
FUND	76
PROGRAM	950

		<i>Actual 2012-2013 Expenditures</i>	<i>Actual 2013-2014 Expenditures</i>	<i>Final 2014-2015 Budget</i>	<i>Estimated 2014-2015 Expenditures</i>	<i>Proposed 2015-2016 Budget</i>	<i>Increase Over Budget</i>
PERSONNEL SERVICES							
702	Regular Personnel	\$0	\$0	\$0	\$0	\$0	0.0%
705	Temporary Personnel	0	0	0	0	0	0.0%
708	Overtime	0	0	0	0	0	0.0%
711	Social Security	0	0	0	0	0	0.0%
714	Worker's Compensation	0	0	0	0	0	0.0%
721	Fringe Benefits	0	0	0	0	0	0.0%
Subtotal PERSONNEL		\$0	\$0	\$0	\$0	\$0	0.0%

OPERATIONS AND MAINTENANCE							
741	Office Supplies	\$0	\$0	\$0	\$0	\$0	0.0%
743	Postage	0	0	0	0	0	0.0%
745	Printing & Binding	0	0	0	0	0	0.0%
746	Books & Software	0	0	0	0	0	0.0%
748	Special Departmental Supplies	0	0	0	0	0	0.0%
751	Maintenance of Vehicles	0	0	0	0	0	0.0%
761	Maintenance of Equipment	0	0	0	0	0	0.0%
771	Maintenance of Buildings	0	0	0	0	0	0.0%
781	Maintenance of Right of Way	0	0	0	0	0	0.0%
791	Miscellaneous Expenses Under \$500	0	0	0	0	0	0.0%
801	Utilities-Water	0	0	0	0	0	0.0%
805	Utilities-Sewer	0	0	0	0	0	0.0%
811	Utilities-Gas & Electric	0	0	0	0	0	0.0%
821	Utilities-Telephones	0	0	0	0	0	0.0%
825	Utilities-Garbage Disposal	0	0	0	0	0	0.0%
831	Utilities-Street Lighting	0	0	0	0	0	0.0%
835	Utilities-Traffic Signals	0	0	0	0	0	0.0%
841	Rental Expense	0	0	0	0	0	0.0%
843	Training	0	0	0	0	0	0.0%
850	Contingency	0	0	0	0	0	0.0%
851	Advertising/Legal Notices	0	0	0	0	0	0.0%
853	Community Promotion	0	0	0	0	0	0.0%
861	Contractual Services	0	0	0	0	0	0.0%
861.5	Reimbursable Emergency Response	0	0	0	0	0	0.0%
862	Contract Sheriff Services	0	0	0	0	0	0.0%
866	Contractual-Recreation	0	0	0	0	0	0.0%
881	Premium Payment-Liability	167,470	184,675	165,349	165,349	214,382	29.7%
885	Insurance and Surety Bonds	0	0	0	0	0	0.0%
891	Claims Payments	16,376	3,386	15,000	15,000	15,000	0.0%
892	Debt Service	0	0	0	0	0	0.0%
896	Insurance Reserve	0	0	0	0	0	0.0%
Subtotal OP'S AND MAINTENANCE		\$183,845	\$188,061	\$180,349	\$180,349	\$229,382	27.2%

CAPITAL OUTLAY							
902	Land	\$0	\$0	\$0	\$0	\$0	0.0%
906	Improvements	0	0	0	0	0	0.0%
907	Equipment	0	0	0	0	0	0.0%
908	Depreciation-Capital Equipment	0	0	0	0	0	0.0%
Subtotal CAPITAL OUTLAY		\$0	\$0	\$0	\$0	\$0	0.0%

BASE PROGRAM COST	\$183,845	\$188,061	\$180,349	\$180,349	\$229,382	27.2%
--------------------------	------------------	------------------	------------------	------------------	------------------	--------------

TOTAL PROGRAM COST	\$183,845	\$188,061	\$180,349	\$180,349	\$229,382	27.2%
---------------------------	------------------	------------------	------------------	------------------	------------------	--------------

CITY OF LAFAYETTE
2015-2016 PROPOSED BUDGET
DESCRIPTION


DEPARTMENT	Insurance
FUND	76
PROGRAM	950


PROGRAM

The City of Lafayette is a member of the Contra Costa County Municipal Pooling Authority which provides a self-insurance program for general liability and property insurance. This fund has been established to ensure that the City is protected for deductible claim costs and certain legal and administrative expenses.

Premiums for blanket bonds and unemployment insurance are also included in this budget.

Property	8,787	
Work Alternative Program	875	
Vehicle	1,897	
Liability	164,673	
Excess Liability Insurance (CARMA)	33,974	
Crime	465	
Employment Risk Management Authority (ERMA)	-	rebate = 1 year premium holiday
Wellness Program	1,647	
EAP	<u>2,064</u>	
	214,382	





**CITY OF LAFAYETTE
2015-2016 PROPOSED BUDGET
EXPENDITURE DETAIL**

DEPARTMENT	Lafayette Successor Agency
FUND	87
PROGRAM	961

		<i>Estimated 2012-2013 Expenditures</i>	<i>Actual 2013-2014 Expenditures</i>	<i>Final 2014-2015 Budget</i>	<i>Estimated 2014-2015 Expenditures</i>	<i>Proposed 2015-2016 Budget</i>	<i>Increase Over Budget</i>
PERSONNEL SERVICES							
702	Regular Personnel	\$0	\$0	\$26,069	\$26,069	\$26,691	2.4%
705	Temporary Personnel	0	0	0	\$0	0	0.0%
708	Overtime	0	0	0	\$0	0	0.0%
711	Social Security	0	0	1,994	\$1,994	2,042	2.4%
714	Worker's Compensation	0	0	660	\$660	694	5.2%
721	Fringe Benefits	0	0	7,064	\$7,064	6,943	-1.7%
Subtotal PERSONNEL		\$0	\$0	\$35,787	\$35,787	\$36,369	1.6%

OPERATIONS AND MAINTENANCE							
741	Office Supplies	\$0	\$0	\$98	\$98	\$98	0.0%
743	Postage	0	0	62	62	62	0.0%
745	Printing & Binding	0	0	0	0	0	0.0%
746	Books & Software	0	0	0	0	0	0.0%
748	Special Departmental Supplies	0	0	0	0	0	0.0%
751	Maintenance of Vehicles	0	0	0	0	0	0.0%
761	Maintenance of Equipment	0	0	0	0	0	0.0%
771	Maintenance of Buildings	0	0	0	0	0	0.0%
781	Maintenance of Right of Way	0	0	0	0	0	0.0%
791	Miscellaneous Expenses Under \$500	0	0	0	0	0	0.0%
801	Utilities-Water	0	0	0	0	0	0.0%
805	Utilities-Sewer	0	0	0	0	0	0.0%
811	Utilities-Gas & Electric	0	0	0	0	0	0.0%
821	Utilities-Telephones	0	0	0	0	0	0.0%
825	Utilities-Garbage Disposal	0	0	0	0	0	0.0%
831	Utilities-Street Lighting	0	0	0	0	0	0.0%
835	Utilities-Traffic Signals	0	0	0	0	0	0.0%
841	Rental Expense	0	0	1,362	1,362	1,666	22.3%
843	Training	0	0	0	0	0	0.0%
850	Contingency	0	0	0	0	0	0.0%
851	Advertising/Legal Notices	0	0	0	0	0	0.0%
853	Community Promotion	0	0	0	0	0	0.0%
861	Contractual Services	0	71,724	20,200	20,200	20,200	0.0%
861.5	Reimbursable Emergency Response	0	0	0	0	0	0.0%
862	Contract Sheriff Services	0	0	0	0	0	0.0%
866	Contractual-Recreation	0	0	0	0	0	0.0%
881	Premium Payment-Liability	0	0	0	0	0	0.0%
885	Insurance and Surety Bonds	0	0	0	0	0	0.0%
891	Claims Payments	425,352	0	1,415,857	1,415,857	2,533,976	79.0%
892	Debt Service	1,529,951	1,741,080	1,384,143	1,384,143		N/A
896	Insurance Reserve	0	0	0	0	0	0.0%
Subtotal OP'S AND MAINTENANCE		\$1,955,303	\$1,812,804	\$2,821,722	\$2,821,722	\$2,556,002	-9.4%

CAPITAL OUTLAY							
902	Land	\$0	\$0	\$0	\$0	\$0	0.0%
906	Improvements	0	0	0	0	0	0.0%
907	Equipment	0	0	0	0	0	0
908	Depreciation-Capital Equipment	0	0	0	0	0	0
Subtotal CAPITAL OUTLAY		\$0	\$0	\$0	\$0	\$0	0.0%

BASE PROGRAM COST	\$1,955,303	\$1,812,804	\$2,857,509	\$2,857,509	\$2,592,371	-9.3%
--------------------------	--------------------	--------------------	--------------------	--------------------	--------------------	--------------

TOTAL PROGRAM COST	\$1,955,303	\$1,812,804	\$2,857,509	\$2,857,509	\$2,592,371	-9.3%
---------------------------	--------------------	--------------------	--------------------	--------------------	--------------------	--------------

CITY OF LAFAYETTE
2015-2016 PROPOSED BUDGET
DESCRIPTION

DEPARTMENT	Lafayette Successor Agency
FUND	87
PROGRAM	961

PROGRAM

The Lafayette City Council, acting as the Lafayette Successor Agency for the dissolved Redevelopment Agency.

STAFFING REQUIREMENTS

	Position Title	Full-Time Equivalent
702	Administrative Services Director	5%
	Financial Services Manager	5%
	City Manager	5%
	Total Full Time Equivalent	0.15

ACCOUNT DESCRIPTIONS

861	Bond Logistix	5,000
	2008 Bond Administration	8,000
	Annual Financial Audits	5,000
	CRA Dues	2,200
		<u>20,200</u>

LOANS TO REDEVELOPMENT

General Fund to Library		Parking Fund to Vets Memorial	
Outstanding Debt (6/30/15)	2,434,199	Outstanding Debt (6/30/15)	734,910
Interest Capitalized	6,434	Interest Capitalized	31,439
<u>Outstanding Debt (6/30/16)</u>	<u>2,440,633</u>	<u>Outstanding Debt (6/30/15)</u>	<u>766,349</u>
General Fund to Vets Memorial		Community Foundation to Library #1	
Outstanding Debt (6/30/14)	1,500,918	Outstanding Debt (6/30/15)	14,051,453
Interest Capitalized	3,967	Interest Capitalized	913,344
<u>Outstanding Debt (6/30/16)</u>	<u>1,504,885</u>	<u>Outstanding Debt (6/30/16)</u>	<u>14,964,797</u>
General Fund to Successor Agency		Community Foundation to Library #2	
Outstanding Debt (6/30/15)	2,136,344	Outstanding Debt (6/30/15)	1,468,274
Interest Capitalized	5,646	Interest Capitalized	54,865
<u>Outstanding Debt (6/30/16)</u>	<u>2,141,990</u>	Debt Paid	(1,200,000)
Total General Fund Debt	\$6,087,508	<u>Outstanding Debt (6/30/16)</u>	<u>323,139</u>
Recognized Obligation Payments	\$2,533,976	Total Community Foundation Debt	\$15,287,936
(Does not include bonds -- see Fund 95)			

CITY OF LAFAYETTE
2015-2016 PROPOSED BUDGET
DESCRIPTION

DEPARTMENT	Tax Increment Bonds
FUND	90
PROGRAM	995

PROGRAM

This fund is used to track all outstanding debt obligations for tax increment bonds.

Lafayette Redevelopment Agency Obligations

BONDS	Original Debt	Payment Due
Series 2005 (Library)	\$11,680,000	
Principal Payable		265,000
Interest Payable		<u>479,299</u>
TOTAL		\$744,299
Series 2014 (Refinance of 2002 & 2008)	\$13,880,000	
Principal Payable		45,000
Interest Payable		<u>676,725</u>
TOTAL		\$721,725
Transfer from Fund 87		\$1,466,024