
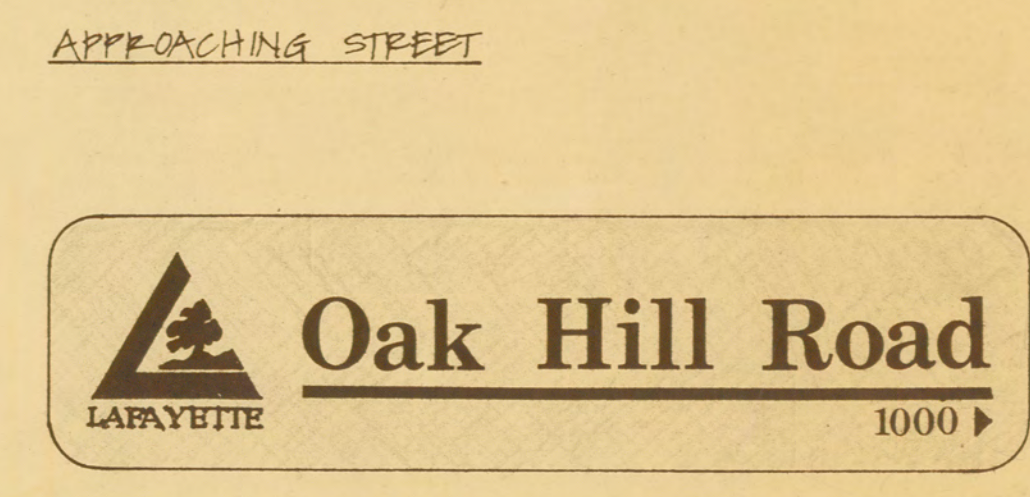


PAVING MATERIALS & STREET FURNISHINGS

MANUFACTURER/DISTRIBUTOR	MODEL	COLOR/FINISH/PATTERN	MANUFACTURER/DISTRIBUTOR	MODEL	COLOR/FINISH/PATTERN
<b>MODULAR PAVES</b>			<b>BENCHES</b>		
UNI-GROUP/HOKANSON BUILDING BLOCK CO.	SUPER-DECOR 60 mm.	RED-BROWN/HUNNING BOND PARALLEL TO CURB 	FREESTANDING BENCH (Note: None recommended for this demonstration block)	COLUMBIA CASCADE (TIMBERFORM) # 2191-8M W/O CENTER ARMREST	WOOD BENCH W/ STEEL POSTS (DIRECT BURIAL)
BEST BLOCK/HOKANSON BUILDING BLOCK CO.	U.S.A. 80 mm.	RED-BROWN/HERRINGBONE PERPENDICULAR/PARALLEL TO CENTERLINE OF MT. DIABLO BLVD 	WALL-TOP BENCH	COLUMBIA CASCADE (TIMBERFORM) # 2097-8M SEAT OF 4-3X3'S MODIFIED TO FIT EXISTING WALL	WOOD BENCH W/ FLAT STEEL SUPPORTS
same as Type 2	same as Type 2	CHARCOAL GRAY/HERRINGBONE PATTERN same as Type 2 	BICYCLE RACKS	COLUMBIA CASCADE (TIMBERFORM) CYCLOOPS # 2170-5-G	GALVANIZED
STREET LIGHTS			NEWSPAPER RACKS	KERDAP NEWS EQUIPMENT MFG. CO. SEL-EITE PD 162A-FL DOUBLE-DOOR COIN-OPERATED MODULES (4 TYPICAL) ON 1 W/20 BD PEDESTAL MOUNT	BROWN
SIDEWALK LIGHT (SINGLE LUMINAIRE)	STERNEK LIGHTING SYSTEMS	MARINER 10"x20" LAMP W/ METAL HALIDE BULB / ON 10' HT. ROUND, TAPERED STEEL POLE	TRASH CONTAINERS	DURA ART STONE CAST STONE DESIGN F (ROUND) W/ COVER	GRAY / MEDIUM SANDBLAST FINISH / BROWN COVER
MEDIAN LIGHT (DOUBLE LUMINAIRE)	EXISTING LIGHTS WILL REMAIN. OVERHEAD WIRES & ACCESSORIES WILL BE REMOVED WHEN WIRES ARE PUT UNDERGROUND. METAL PORTIONS OF REMAINING LIGHTS WILL BE PAINTED DARK BROWN.		PLANTER POTS	DURA ART STONE CAST STONE DESIGN F (ROUND) SIZE S-2F-17 (2' DIAM. x 17" HT.)	GRAY / MEDIUM SANDBLAST FINISH



LOCATION: MEDIAN ISLAND, MID BLOCK, ON LIGHT POLE  
LETTER HEIGHT: 6"  
COLOR: REFLECTIVE WHITE ON GREEN



APPROACHING STREET

TWO TYPES:  
1. LARGER SIGN (AS SHOWN):  
LOCATION: STREET INTERSECTION, ON TRAFFIC SIGNAL POLE  
LETTER HEIGHT: 4"  
COLOR: DARK BROWN ON BUFF  
2. SMALLER SIGN (REDUCED SCALE):  
LOCATION: STREET CORNER, ON SIGN POST  
LETTER HEIGHT: 2 1/2"  
COLOR: DARK BROWN ON BUFF

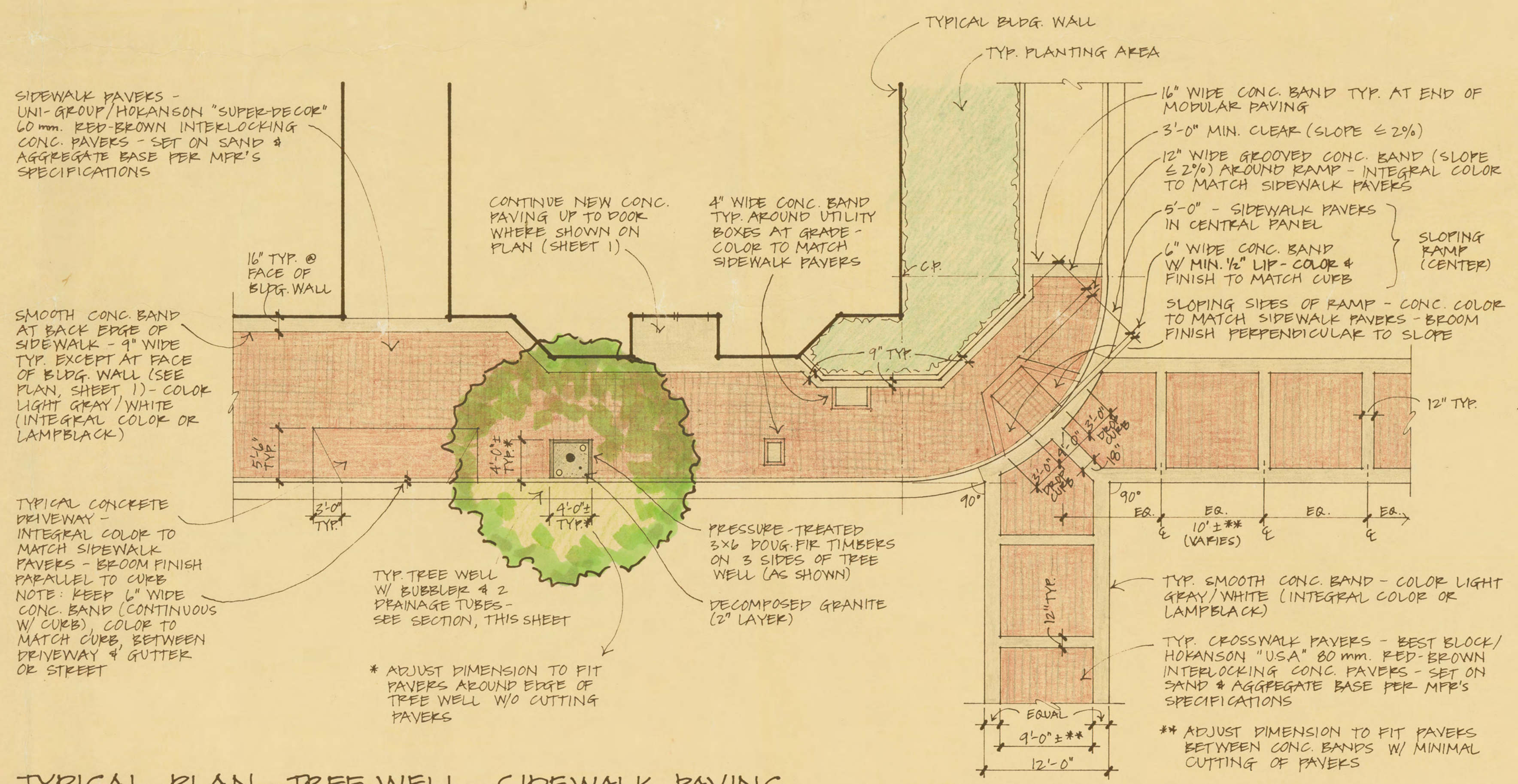


STREET

LOCATION: AT ENTRANCE TO PUBLIC FACILITY, ON WALL OR FENCE, OR FREESTANDING SIGN W/ TWO SQUARE WOOD POSTS  
LETTER HEIGHT: 4" OR REDUCED SCALE AS NECESSARY  
COLOR: DARK BROWN ON BUFF

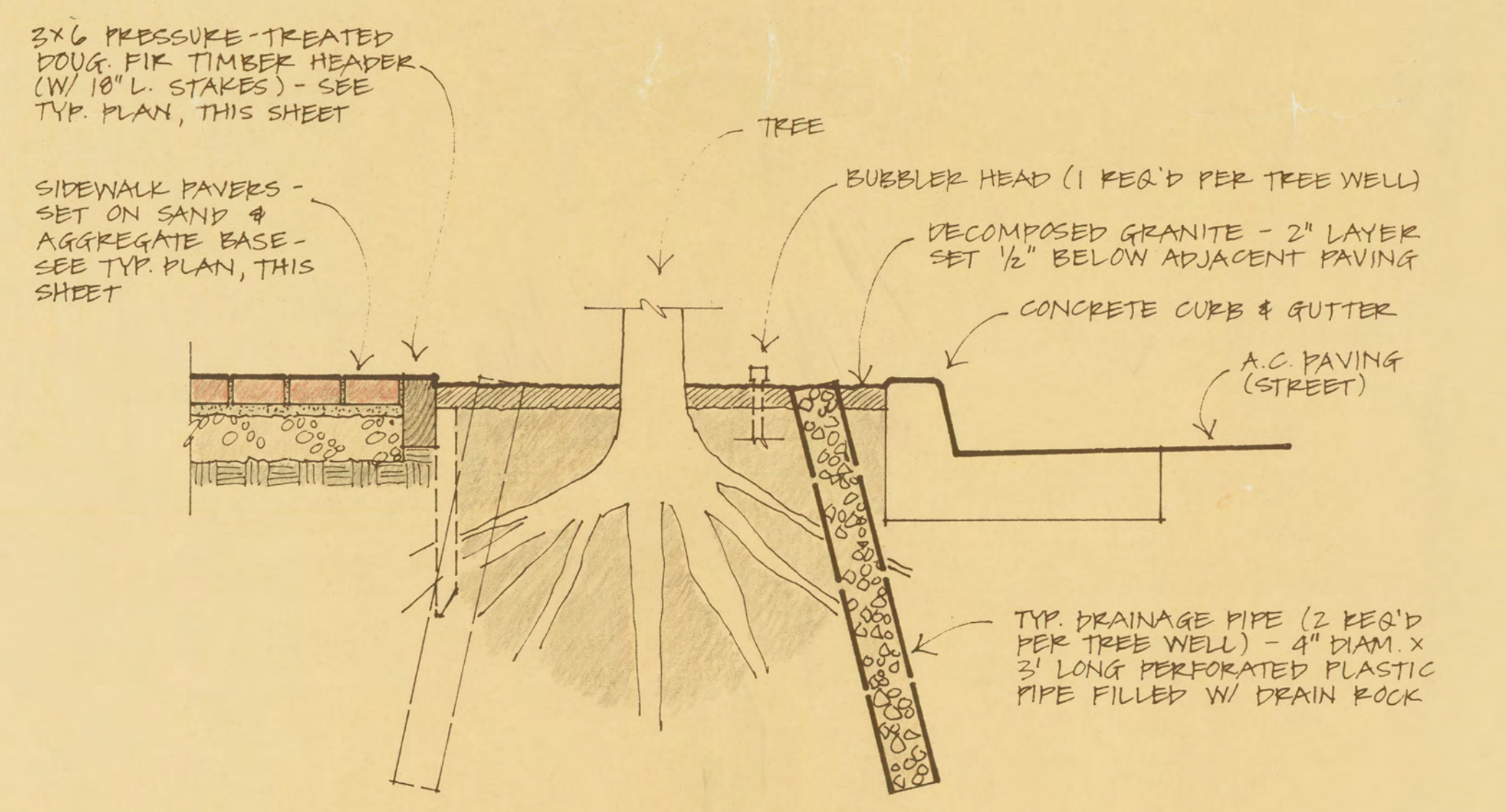
TYPICAL CITY SIGNS

SCALE: 1" = 1'-0"



TYPICAL PLAN - TREE WELL, SIDEWALK PAVING, & CROSS WALKS

SCALE: 1/8" = 1'-0"



TYPICAL SECTION - TREE WELL

SCALE: 1" = 1'-0"

RUSSELL A. BEATTY, ASLA  
Landscape Architect  
HIRSH MORTON & ASSOCIATES  
Architects & Planners, Inc.  
1009 Oak Hill Road · Suite 201  
Lafayette · California 94549

MAIN STREET DEMONSTRATION BLOCK  
for the  
Lafayette Downtown Street Improvement Master Plan  
Lafayette · California

SHEET TITLE:  
SKETCH  
DETAILS

SCALE: AS NOTED  
DATE: 5/18/88  
SHEET NUMBER:  
2  
OF SHEETS