

WEST RETAINING WALL I

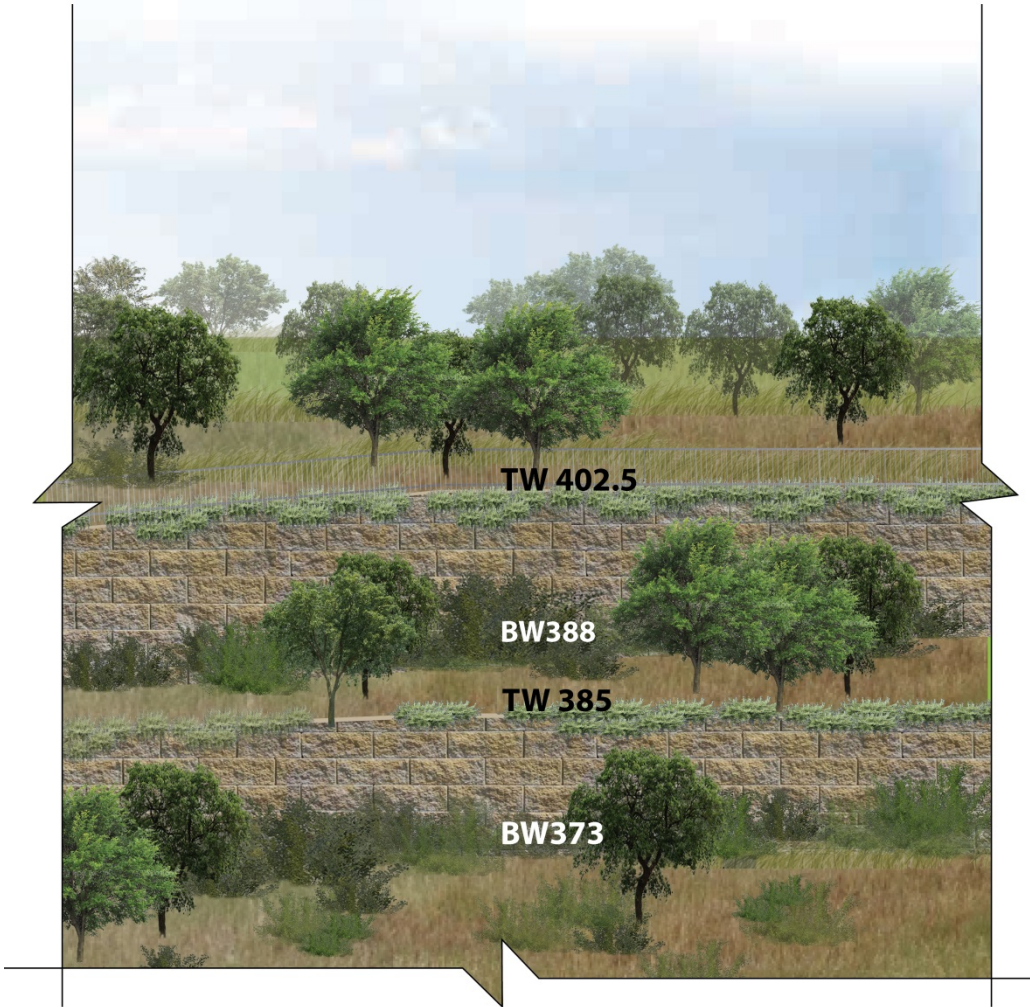


WEST RETAINING WALL I – EXISTING SITE



WALL ELEVATION – WEST RETAINING WALL I

ALTERNATE I WALL SPLIT FACE CMU BLOCK



Coast Live Oak

36" Box – semi-mature: 18' H x 12' spread

24" Box – semi-mature: 15' H x 9' spread

California Coffeeberry (Evergreen Shrub)

Semi-mature: 3' – 4' H x 4' – 5' spread

Trailing Rosemary

Semi-mature: 18" H x 4' – 6' spread

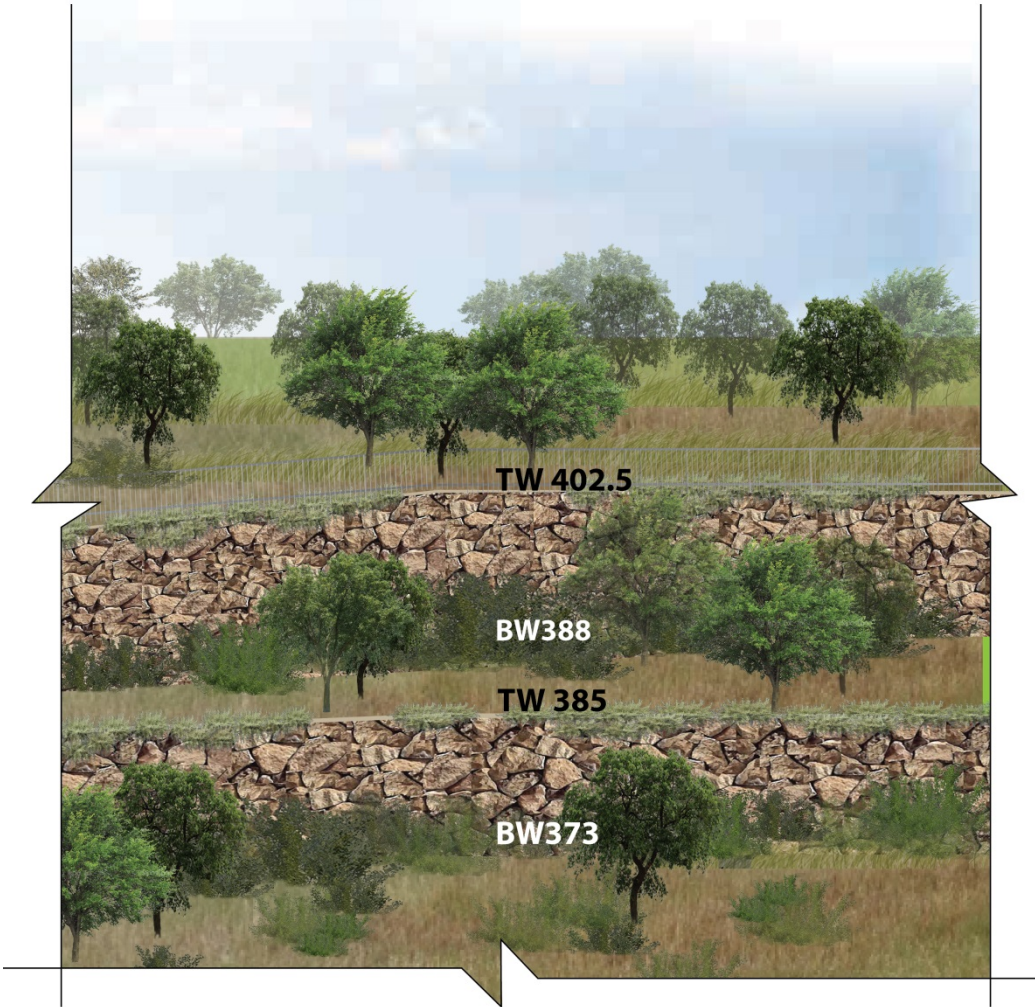
Ryegrass Hybrid

Semi-mature: 3' – 4' H x 4' – 5' spread



WALL ELEVATION – WEST RETAINING WALL I

ALTERNATE 2 WALL STONE VENEER



Coast Live Oak

36" Box – semi-mature: 18' H x 12' spread

24" Box – semi-mature: 15' H x 9' spread

California Coffeeberry (Evergreen Shrub)

Semi-mature: 3' – 4' H x 4' – 5' spread

Trailing Rosemary

Semi-mature: 18" H x 4' – 6' spread

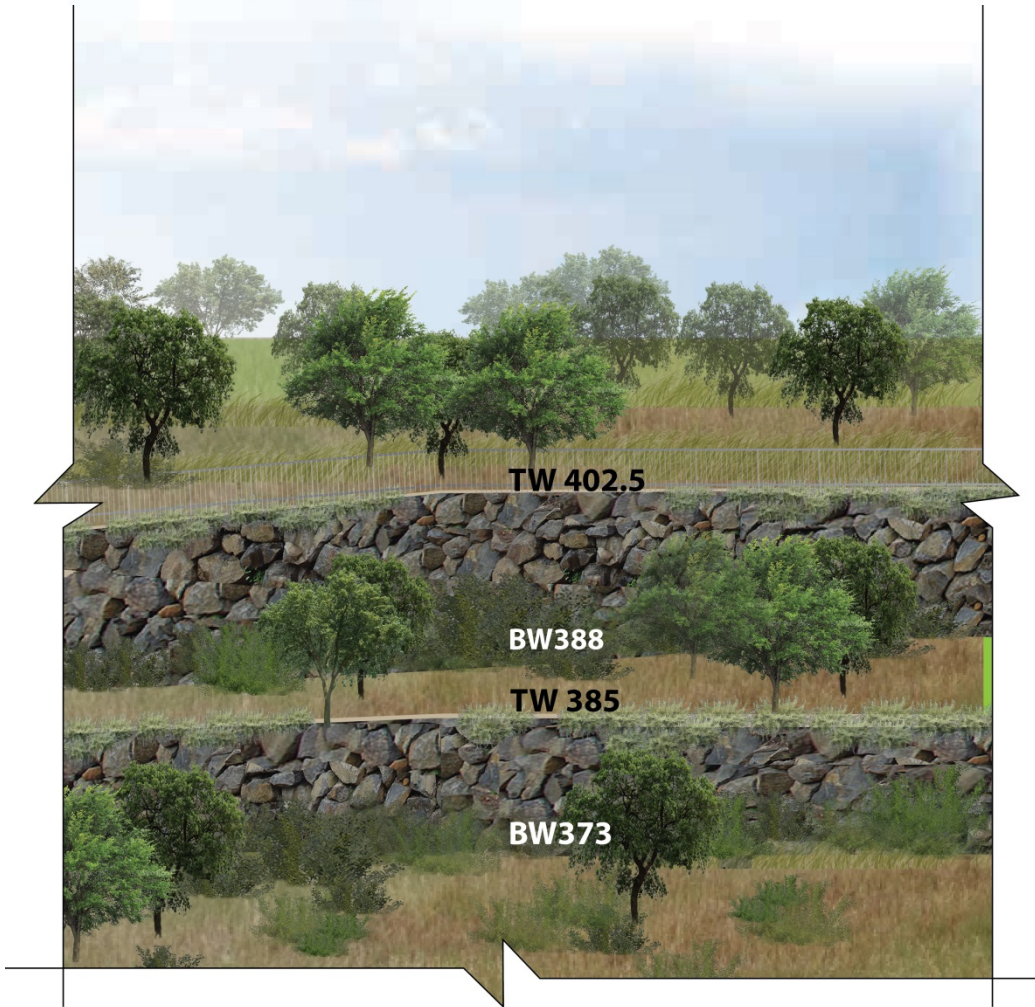
Ryegrass Hybrid

Semi-mature: 3' – 4' H x 4' – 5' spread



WALL ELEVATION – WEST RETAINING WALL I

ALTERNATE 3 WALL DRY STACKED BOULDERS



Coast Live Oak

36" Box – semi-mature: 18' H x 12' spread

24" Box – semi-mature: 15' H x 9' spread

California Coffeeberry (Evergreen Shrub)

Semi-mature: 3' – 4' H x 4' – 5' spread

Trailing Rosemary

Semi-mature: 18" H x 4' – 6' spread

Ryegrass Hybrid

Semi-mature: 3' – 4' H x 4' – 5' spread




WEST RETAINING WALL 2



WALL ELEVATION – WEST RETAINING WALL 2

ALTERNATE I WALL SPLIT FACE CMU BLOCK



Coast Live Oak

36" Box – semi-mature: 18' H x 12' spread
24" Box – semi-mature: 15' H x 9' spread

Southern Live Oak

36" Box – semi-mature: 20' H x 12' spread
24" Box – semi-mature: 18' H x 15' spread

California Coffeeberry (Evergreen Shrub)
Semi-mature: 3' – 4' H x 4' – 5' spread

Trailing Rosemary

Semi-mature: 18" H x 4' – 6' spread


Ryegrass Hybrid

Semi-mature: 3' – 4' H x 4' – 5' spread



WALL ELEVATION – WEST RETAINING WALL 2

ALTERNATE 2 WALL STONE VENEER



Coast Live Oak

36" Box – semi-mature: 18' H x 12' spread
24" Box – semi-mature: 15' H x 9' spread

Southern Live Oak

36" Box – semi-mature: 20' H x 12' spread
24" Box – semi-mature: 18' H x 15' spread

California Coffeeberry (Evergreen Shrub)
Semi-mature: 3' – 4' H x 4' – 5' spread

Trailing Rosemary

Semi-mature: 18" H x 4' – 6' spread


Ryegrass Hybrid

Semi-mature: 3' – 4' H x 4' – 5' spread



WALL ELEVATION – WEST RETAINING WALL 2

ALTERNATE 3 WALL DRY STACKED BOULDERS



Coast Live Oak

36" Box – semi-mature: 18' H x 12' spread
24" Box – semi-mature: 15' H x 9' spread

Southern Live Oak

36" Box – semi-mature: 20' H x 12' spread
24" Box – semi-mature: 18' H x 15' spread

California Coffeeberry (Evergreen Shrub)
Semi-mature: 3' – 4' H x 4' – 5' spread

Trailing Rosemary

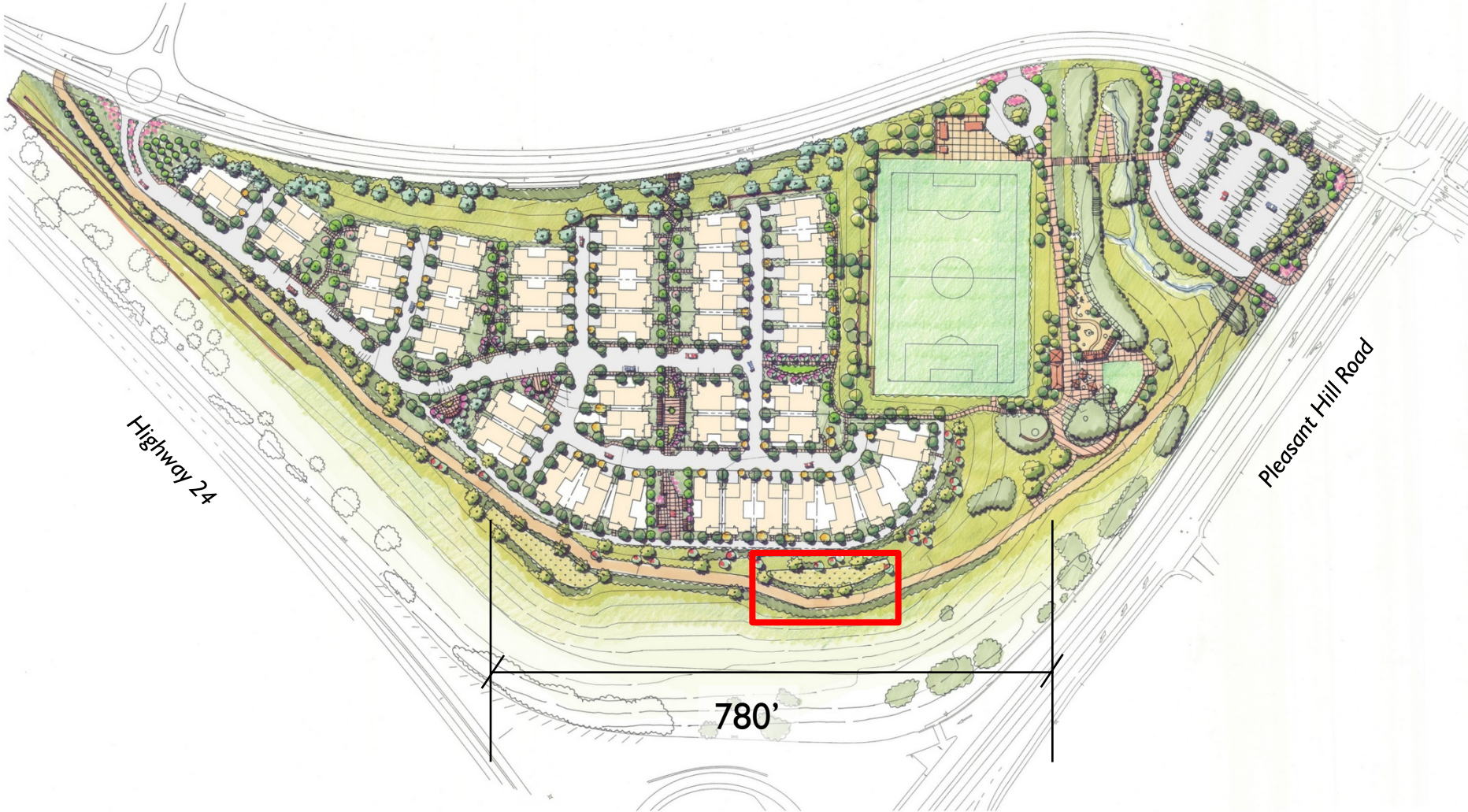
Semi-mature: 18" H x 4' – 6' spread

Ryegrass Hybrid

Semi-mature: 3' – 4' H x 4' – 5' spread



RETAINING WALL AT TRAIL



WALL ELEVATION – RETAINING WALL AT TRAIL

ALTERNATE I WALL
SPLIT FACE CMU BLOCK



Coast Live Oak

36" Box – semi-mature: 18' H x 12' spread

24" Box – semi-mature: 15' H x 9' spread

Southern Live Oak

36" Box – semi-mature: 20' H x 12' spread

24" Box – semi-mature: 18' H x 15' spread


Arroyo Willow

Semi-mature: 16' H x 12' spread



WALL ELEVATION – RETAINING WALL AT TRAIL

ALTERNATE 2 WALL
STONE VENEER



Coast Live Oak

36" Box – semi-mature: 18' H x 12' spread

24" Box – semi-mature: 15' H x 9' spread

Southern Live Oak

36" Box – semi-mature: 20' H x 12' spread

24" Box – semi-mature: 18' H x 15' spread


Arroyo Willow

Semi-mature: 16' H x 12' spread



WALL ELEVATION – RETAINING WALL AT TRAIL

ALTERNATE 3 WALL DRY STACKED BOULDERS



Coast Live Oak

36" Box – semi-mature: 18' H x 12' spread

24" Box – semi-mature: 15' H x 9' spread

Southern Live Oak

36" Box – semi-mature: 20' H x 12' spread

24" Box – semi-mature: 18' H x 15' spread

Arroyo Willow

Semi-mature: 16' H x 12' spread




PARK



WALL ELEVATION – PARK

ALTERNATE I WALL
SPLIT FACE CMU BLOCK



Coast Live Oak

36" Box – semi-mature: 18' H x 12' spread

24" Box – semi-mature: 15' H x 9' spread

Southern Live Oak

36" Box – semi-mature: 20' H x 12' spread

24" Box – semi-mature: 18' H x 15' spread

Swan Hill Olive


24" Box – semi-mature: 16' H x 12' spread



WALL ELEVATION – PARK

ALTERNATE 2 WALL

STONE VENEER



Coast Live Oak

36" Box – semi-mature: 18' H x 12' spread

24" Box – semi-mature: 15' H x 9' spread

Southern Live Oak

36" Box – semi-mature: 20' H x 12' spread

24" Box – semi-mature: 18' H x 15' spread


Swan Hill Olive

24" Box – semi-mature: 16' H x 12' spread



WALL ELEVATION – PARK

ALTERNATE 3 WALL DRY STACKED BOULDERS



Coast Live Oak

36" Box – semi-mature: 18' H x 12' spread

24" Box – semi-mature: 15' H x 9' spread

Southern Live Oak

36" Box – semi-mature: 20' H x 12' spread

24" Box – semi-mature: 18' H x 15' spread

Swan Hill Olive

24" Box – semi-mature: 16' H x 12' spread

